



# SBK

## ESBK ESTORIL 19, 20 y 21 JUNIO 2026

### ENTRENAMIENTO CRONOMETRADO



### Clasificación

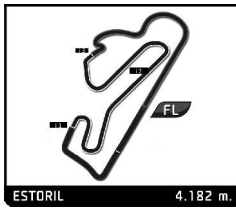
Nº	Piloto	Nac	Equipo	Moto	Neum.	Cl.	Tiempo	Vlt.	Total	Dif.	Km/h
1	1 STEVEN ODENDAAL	RSA	NEW2 PROJECT		Pirelli	SBK	<b>1:37.946</b>	12	13	-	- 153.7
2	57 FRANCISCO JAVIER PALOME	ESP	TEAM HONDA LAGLISSE	HONDA	Dunlop	SBK	<b>1:38.216</b>	15	16	+0.270	+0.270 153.3
3	75 IVO LOPES	POR	BMW EASYRACE TEAM		Dunlop	SBK	<b>1:38.404</b>	7	11	+0.458	+0.188 153.0
4	37 MAURO GONZALEZ	ESP	BMW EASYRACE TEAM		Dunlop	STCK10C	<b>1:39.220</b>	7	7	+1.274	+0.816 151.7
5	40 ROMAN RAMOS	ESP	JDO RACING TEAM	KAWASAKI		SBK	<b>1:39.532</b>	10	13	+1.586	+0.312 151.3
6	13 VILLE VALTONEN	FIN	TEAM SENSETEC		Pirelli	STCK10C	<b>1:40.593</b>	11	14	+2.647	+1.061 149.7
7	67 ANTON EREMIN	ESP	ERNA RACING			STCK10C	<b>1:40.940</b>	8	14	+2.994	+0.347 149.1
8	70 RUBEN MACUÁ	POR		YAMAHA	Dunlop	STCK10C	<b>1:42.620</b>	5	11	+4.674	+1.680 146.7
9	61 JAVIER DEL OLMO	ESP	JDO RACING TEAM	KAWASAKI	Dunlop	STCK10C	<b>1:43.258</b>	13	13	+5.312	+0.638 145.8
10	9 CHARLES AUBRIE	FRA	TEAM RLD RACING	HONDA	Pirelli	STCK10C	<b>1:43.542</b>	8	10	+5.596	+0.284 145.4
11	38 OLA NESBAKKEN	ESP	TEAM HONDA LAGLISSE	HONDA	Dunlop	STCK10C	<b>1:44.557</b>	9	15	+6.611	+1.015 144.0
12	4 JAVIER ARTIME	ESP	TEAM HONDA LAGLISSE	HONDA	Dunlop	STCK10C	<b>1:45.366</b>	7	14	+7.420	+0.809 142.9
13	92 JULIO DOMINGUEZ	ESP	TEAM HONDA LAGLISSE	HONDA	Dunlop	STCK10C	<b>1:47.815</b>	12	13	+9.869	+2.449 139.6

Vuelta rápida:	Vlt. 12	STEVEN ODENDAAL	1:37.946	153.7 Km/h
----------------	---------	-----------------	----------	------------

Hora de publicación: .....

Estado de pista: SECO

<b>Diretor de Carrera:</b> João Pedro Lima	<b>Timekeeper</b> Jorge Pinto
	



# SBK ESBK ESTORIL 19, 20 y 21 JUNIO 2026 ENTRENAMIENTO CRONOMETRADO

Vuelta a vuelta

— Vuelta invalidada    ■ Mejor Personal    ■ Mejor de la sesión    B Cruzando por el pit lane

Vlt.	Tiempo	Sector 1	Sector 2	Sector 3	Sector 4	T. Sesión	Vlt.	Tiempo	Sector 1	Sector 2	Sector 3	Sector 4	T. Sesión
<b>1</b>	<b>STEVEN ODENDAAL</b>					RSA	9	2:05.774 <b>B</b>	20.989	27.380	28.685	48.720	18:11.727
	NEW2 PROJECT						10	6:16.872	4:53.328	26.575	24.450	32.519	24:28.599
1	3:36.144	2:10.425	26.029	26.748	32.942	3:36.144	11	<b>1:40.593</b>	20.400	<b>24.322</b>	<b>23.637</b>	32.234	26:09.192
2	1:40.183	20.512	24.132	23.841	31.698	5:16.327	12	1:40.628	<b>20.320</b>	24.394	<b>23.673</b>	32.241	27:49.820
3	1:39.344	20.170	23.973	23.755	31.446	6:55.671	13	1:40.958	20.506	24.491	23.772	32.189	29:30.778
4	1:39.735	20.286	23.989	23.852	31.608	8:35.406	14	2:21.397 <b>B</b>	26.859	30.487	28.639	55.412	31:52.175
5	1:38.889	20.030	24.060	23.361	31.438	10:14.295							
6	1:53.966 <b>B</b>	20.323	24.135	24.758	44.750	12:08.261							
7	6:24.390	5:03.865	24.833	23.888	31.804	18:32.651							
8	1:38.470	19.932	23.779	23.305	31.454	20:11.121							
9	1:38.580	19.921	23.884	23.349	31.426	21:49.701							
10	1:51.832 <b>B</b>	19.960	23.987	23.827	44.058	23:41.533							
11	3:18.663	1:58.924	24.533	23.486	31.720	27:00.196							
12	<b>1:37.946</b>	<b>19.841</b>	<b>23.746</b>	<b>23.108</b>	<b>31.251</b>	28:38.142							
13	1:44.326	20.071	26.100	25.608	32.547	30:22.468							
<b>4</b>	<b>JAVIER ARTIME</b>					ESP							
	TEAM HONDA LAGLISSE					HONDA							
1	2:45.586	1:12.201	29.657	28.268	35.460	2:45.586							
2	1:48.268	22.571	26.387	25.180	34.130	4:33.854							
3	1:47.547	21.611	25.961	26.312	33.663	6:21.401							
4	1:45.696	<b>21.453</b>	<b>25.512</b>	25.374	33.357	8:07.097							
5	1:46.358	21.713	25.727	25.119	33.799	9:53.455							
6	2:15.051	29.938	34.953	31.390	38.770	12:08.506							
7	<b>1:45.366</b>	21.634	25.566	24.872	<b>33.294</b>	13:53.872							
8	2:10.881	25.454	38.003	31.874	35.550	16:04.753							
9	2:19.528 <b>B</b>	21.847	25.814	30.998	1:00.869	18:24.281							
10	4:40.108 <b>B</b>					23:04.389							
11	2:21.835	44.668	28.235	32.593	36.339	25:26.224							
12	1:58.087	21.693	28.631	30.515	37.248	27:24.311							
13	1:46.947	22.109	26.373	<b>24.790</b>	33.675	29:11.258							
14	2:34.429	22.721	25.644	1:10.197	35.867	31:45.687							
<b>9</b>	<b>CHARLES AUBRIE</b>					FRA							
	TEAM RLD RACING					HONDA							
1	2:01.929	32.752	27.531	27.046	34.600	2:01.929							
2	1:46.075	21.795	26.084	25.104	33.092	3:48.004							
3	1:44.404	21.546	25.586	24.692	32.580	5:32.408							
4	1:44.189	21.417	25.270	24.850	32.652	7:16.597							
5	1:59.587 <b>B</b>	24.130	25.767	25.114	44.576	9:16.184							
6	11:17.293	9:51.702	26.309	25.944	33.338	20:33.477							
7	1:44.062	21.621	25.528	<b>24.340</b>	32.573	22:17.539							
8	<b>1:43.542</b>	21.354	<b>25.077</b>	24.374	32.737	24:01.081							
9	1:43.990	<b>21.328</b>	25.461	24.646	<b>32.555</b>	25:45.071							
10	1:56.791 <b>B</b>	21.329	25.410	24.919	45.133	27:41.862							
<b>13</b>	<b>VILLE VALTONEN</b>					FIN							
	TEAM SENSETEC												
1	2:00.004	33.008	27.679	25.932	33.385	2:00.004							
2	1:43.000	20.958	25.031	24.393	32.618	3:43.004							
3	1:41.598	20.556	24.592	23.943	32.507	5:24.602							
4	1:41.886	20.547	24.830	23.973	32.536	7:06.488							
5	1:41.624	20.693	24.478	23.995	32.458	8:48.112							
6	2:07.998 <b>B</b>	22.611	28.761	27.364	49.262	10:56.110							
7	3:28.847	2:02.808	28.268	25.008	32.763	14:24.957							
8	1:40.996	20.480	24.498	23.861	<b>32.157</b>	16:05.953							
<b>37</b>	<b>MAURO GONZALEZ</b>					ESP							
	BMW EASYRACE TEAM												
1	2:54.959	1:32.775	25.508	24.392	32.284	2:54.959							
2	1:41.269	20.263	24.293	24.447	32.266	4:36.228							
3	1:40.456	20.163	24.721	23.757	<b>31.815</b>	6:16.684							
4	1:39.918	20.102	24.343	23.545	31.928	7:56.602							
5	1:55.234 <b>B</b>	20.096	25.644	25.986	43.508	9:51.836							
6	6:52.188	5:31.011	24.888	23.825	32.464	16:44.024							
7	<b>1:39.220</b>	<b>19.931</b>	24.262	<b>23.192</b>	31.835	18:23.244							
<b>38</b>	<b>OLA NESBAKKEN</b>					ESP							
	TEAM HONDA LAGLISSE					HONDA							
1	3:28.317	1:59.591	27.720	26.865	34.141	3:28.317							
2	1:46.571	21.448	26.026	25.489	33.608	5:14.888							
3	1:47.961	22.953	26.352	25.140	33.516	7:02.849							
4	1:45.043	21.034	25.592	24.970	33.447	8:47.892							
5	1:44.778	21.100	25.514	24.860	33.304	10:32.670							
6	1:44.910	21.189	25.435	25.001	33.285	12:17.580							
7	1:45.291	<b>20.879</b>	26.333	24.701	33.378	14:02.871							
8	1:44.990	20.997	26.011	24.716	33.266	15:47.861							
9	<b>1:44.557</b>	21.017	25.480	24.669	33.391	17:32.418							
10	2:12.712 <b>B</b>	22.188	27.249	26.978	56.297	19:45.130							
11	3:57.568 <b>B</b>					23:42.698							
12	2:09.057	43.852	26.430	25.211	33.564	25:51.755							
13	1:45.214	21.322	25.621	24.841	33.430	27:36.969							
14	1:44.601	21.094	25.549	<b>24.559</b>	33.399	29:21.570							
15	1:46.091	21.452	<b>25.298</b>	26.128	<b>33.213</b>	31:07.661							
<b>40</b>	<b>ROMAN RAMOS</b>					ESP							
	JDO RACING TEAM					KAWASAKI							
1	3:24.791	1:59.220	26.934	25.811	32.826	3:24.791							
2	1:40.818	20.693	24.747	23.594	31.784	5:05.609							
3	1:41.113	21.122	24.701	23.597	31.693	6:46.722							
4	1:39.971	20.370	24.251	23.703	31.647	8:26.693							
5	1:55.179 <b>B</b>	22.397	24.923	25.767	42.092	10:21.872							
6	5:51.866	4:30.756	25.246	23.983	31.881	16:13.738							
7	1:52.357 <b>B</b>	20.503	24.191	24.164	43.499	18:06.095							
8	4:26.381	3:03.274	26.547	24.315	32.245	22:32.476							
9	1:39.908	20.411	24.232	<b>23.361</b>	31.904	24:12.384							
10	<b>1:39.532</b>	20.313	24.195	23.412	<b>31.612</b>	25:51.916							
11	1:40.022	<b>20.300</b>	<b>24.098</b>	23.644	31.980	27:31.938							
12	2:02.565	33.074	32.334	24.593	32.564	29:34.503							
13	1:41.905	20.918	24.729	23.923	32.335	31:16.408							
<b>57</b>	<b>FRANCISCO JAVIER PALOMERA</b>					ESP							
	TEAM HONDA LAGLISSE					HONDA							
1	2:32.715	1:07.019	25.823	26.495	33.378	2:32.715							
2	1:40.582	20.416	24.414	23.926	31.826	4:13.297							
3	1:39.935	20.051	24.143	24.129	31.612	5:53.232							
4	1:39.475	20.011	23.961	23.758	31.745	7:32.707							

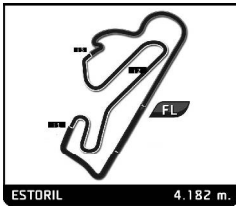


# SBK ESBK ESTORIL 19, 20 y 21 JUNIO 2026 ENTRENAMIENTO CRONOMETRADO

Vuelta a vuelta

— Vuelta invalidada    ■ Mejor Personal    ■ Mejor de la sesión    B Cruzando por el pit lane

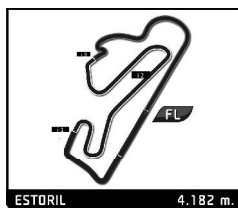
Vlt.	Tiempo	Sector 1	Sector 2	Sector 3	Sector 4	T. Sesión	Vlt.	Tiempo	Sector 1	Sector 2	Sector 3	Sector 4	T. Sesión
5	1:39.220	20.072	23.991	23.469	31.688	9:11.927	10	1:43.605	21.212	25.110	24.503	32.780	29:23.346
6	1:59.312 B	21.088	25.203	24.020	49.001	11:11.239	11	1:43.255	21.035	24.936	24.460	32.824	31:06.601
7	3:15.504 B					14:26.743	<b>75 IVO LOPES</b> POR						
8	2:05.929	45.631	24.897	23.622	31.779	16:32.672	BMW EASYRACE TEAM						
9	1:38.691	20.052	23.871	23.220	31.548	18:11.363	1	2:53.547	1:32.114	25.228	24.105	32.100	2:53.547
10	1:38.367	19.875	23.841	23.173	31.478	19:49.730	2	1:39.797	20.109	24.300	23.661	31.727	4:33.344
11	1:38.526	19.832	23.874	23.298	31.522	21:28.256	3	1:39.317	20.060	24.158	23.505	31.594	6:12.661
12	1:57.752 B	20.999	24.696	24.175	47.882	23:26.008	4	1:39.026	20.047	23.968	23.547	31.464	7:51.687
13	1:50.317 B					25:16.325	5	1:48.210 B	20.075	24.099	23.327	40.709	9:39.897
14	2:10.646	47.675	25.451	24.349	33.171	27:26.971	6	5:02.978	3:43.202	24.517	23.789	31.470	14:42.875
15	1:38.216	19.887	23.799	23.139	31.391	29:05.187	7	1:38.404	19.956	23.967	23.174	31.307	16:21.279
16	1:41.533	22.501	24.162	23.369	31.501	30:46.720	8	1:43.621	24.194	24.386	23.447	31.594	18:04.900
<b>61 JAVIER DEL OLMO</b> ESP							<b>92 JULIO DOMINGUEZ</b> ESP						
JDO RACING TEAM KAWASAKI							TEAM HONDA LAGLISSE HONDA						
1	3:24.801	1:57.168	27.792	26.234	33.607	3:24.801	1	2:47.576	1:13.143	29.881	28.669	35.883	2:47.576
2	1:45.291	21.914	25.451	24.805	33.121	5:10.092	2	1:53.872	22.679	27.126	26.965	37.102	4:41.448
3	1:44.184	21.563	25.353	24.475	32.793	6:54.276	3	1:48.481	22.329	26.719	25.662	33.771	6:29.929
4	1:44.651	21.981	25.274	24.600	32.796	8:38.927	4	2:13.019	28.007	28.890	32.755	43.367	8:42.948
5	1:44.239	21.495	25.160	24.640	32.944	10:23.166	5	1:47.888	22.175	26.593	25.270	33.850	10:30.836
6	1:43.938	21.347	25.207	24.532	32.852	12:07.104	6	1:48.894	22.028	26.371	26.550	33.945	12:19.730
7	2:14.302 B	21.394	25.191	43.156	44.561	14:21.406	7	1:48.046	22.151	26.500	25.467	33.928	14:07.776
8	8:13.075	6:49.111	26.063	25.018	32.883	22:34.481	8	2:33.080 B	26.868	33.048	36.444	56.720	16:40.856
9	1:43.821	21.435	25.019	24.477	32.890	24:18.302	9	5:57.294 B					22:38.150
10	1:43.831	21.262	25.051	24.658	32.860	26:02.133	10	2:20.699	46.740	28.911	29.845	35.203	24:58.849
11	1:43.794	21.504	25.008	24.517	32.765	27:45.927	11	1:48.122	21.981	26.514	25.547	34.080	26:46.971
12	1:49.044	26.345	25.405	24.617	32.677	29:34.971	12	1:47.815	22.048	26.510	25.327	33.930	28:34.786
13	1:43.258	21.238	24.978	24.394	32.648	31:18.229	13	2:28.403 B	27.000	30.188	33.675	57.540	31:03.189
<b>67 ANTON EREMIN</b> ESP													
ERNA RACING													
1	2:09.925	41.571	28.445	26.398	33.511	2:09.925							
2	1:43.956	21.503	25.021	25.047	32.385	3:53.881							
3	1:48.849	21.629	25.163	27.510	34.547	5:42.730							
4	1:51.226 B	21.365	24.872	24.380	40.609	7:33.956							
5	5:01.479	3:39.307	25.533	24.345	32.294	12:35.435							
6	1:42.584	20.825	25.378	24.172	32.209	14:18.019							
7	1:41.485	20.793	24.715	24.025	31.952	15:59.504							
8	1:40.940	20.572	24.494	23.707	32.167	17:40.444							
9	1:45.055	20.781	24.549	24.160	35.565	19:25.499							
10	1:44.336	21.063	25.222	24.804	33.247	21:09.835							
11	1:57.772 B	21.112	25.650	26.094	44.916	23:07.607							
12	4:31.199	3:09.627	24.884	24.453	32.235	27:38.806							
13	1:42.624	20.862	24.477	24.257	33.028	29:21.430							
14	1:41.909	20.827	24.708	24.034	32.340	31:03.339							
<b>70 RUBEN MACUÁ</b> POR													
YAMAHA													
1	2:17.331	50.783	26.971	26.047	33.530	2:17.331							
2	1:43.632	21.208	25.360	24.334	32.730	4:00.963							
3	1:57.648 B	21.443	25.248	24.834	46.123	5:58.611							
4	11:09.607	9:46.677	25.653	24.541	32.736	17:08.218							
5	1:42.620	21.033	24.797	24.260	32.530	18:50.838							
6	1:42.674	20.925	24.885	24.305	32.559	20:33.512							
7	1:42.967	20.915	25.026	24.378	32.648	22:16.479							
8	1:54.086 B	21.035	25.023	24.495	43.533	24:10.565							
9	3:29.176	2:03.967	26.737	25.520	32.952	27:39.741							



## SBK ESBK ESTORIL 19, 20 y 21 JUNIO 2026 ENTRENAMIENTO CRONOMETRADO

### Mejores tiempos de sector

Pos	Sector 1		Sector 2		Sector 3		Sector 4		Pos	Nº	Vuelta Ideal	Mejor Vuelta	
	Nº Piloto	Tiempo	Nº Piloto	Tiempo	Nº Piloto	Tiempo	Nº Piloto	Tiempo					
1	57 F.PALOMERA	19.832	1 S.ODENDAAL	23.746	1 S.ODENDAAL	23.108	1 S.ODENDAAL	31.251	1	1	1:37.946	1:37.946	(1)
2	1 S.ODENDAAL	19.841	57 F.PALOMERA	23.799	57 F.PALOMERA	23.139	75 I.LOPES	31.307	2	57	1:38.161	1:38.216	(2)
3	37 M.GONZALEZ	19.931	75 I.LOPES	23.967	75 I.LOPES	23.174	57 F.PALOMERA	31.391	3	75	1:38.404	1:38.404	(3)
4	75 I.LOPES	19.956	40 R.RAMOS	24.098	37 M.GONZALEZ	23.192	40 R.RAMOS	31.612	4	37	1:39.178	1:39.220	(4)
5	40 R.RAMOS	20.300	37 M.GONZALEZ	24.240	40 R.RAMOS	23.361	37 M.GONZALEZ	31.815	5	40	1:39.371	1:39.532	(5)
6	13 V.VALTONEN	20.320	13 V.VALTONEN	24.322	13 V.VALTONEN	23.637	67 A.EREMIN	31.952	6	13	1:40.436	1:40.593	(6)
7	67 A.EREMIN	20.572	67 A.EREMIN	24.477	67 A.EREMIN	23.707	13 V.VALTONEN	32.157	7	67	1:40.708	1:40.940	(7)
8	38 O.NESBAKKEN	20.879	70 R.MACUÁ	24.797	70 R.MACUÁ	24.260	70 R.MACUÁ	32.530	8	70	1:42.502	1:42.620	(8)
9	70 R.MACUÁ	20.915	61 J.DEL OLMO	24.978	9 C.AUBRIE	24.340	9 C.AUBRIE	32.555	9	61	1:43.258	1:43.258	(9)
10	61 J.DEL OLMO	21.238	9 C.AUBRIE	25.077	61 J.DEL OLMO	24.394	61 J.DEL OLMO	32.648	10	9	1:43.300	1:43.542	(10)
11	9 C.AUBRIE	21.328	38 O.NESBAKKEN	25.298	38 O.NESBAKKEN	24.559	38 O.NESBAKKEN	33.213	11	38	1:43.949	1:44.557	(11)
12	4 J.ARTIME	21.453	4 J.ARTIME	25.512	4 J.ARTIME	24.790	4 J.ARTIME	33.294	12	4	1:45.049	1:45.366	(12)
13	92 J.DOMINGUEZ	21.981	92 J.DOMINGUEZ	26.371	92 J.DOMINGUEZ	25.270	92 J.DOMINGUEZ	33.771	13	92	1:47.393	1:47.815	(13)



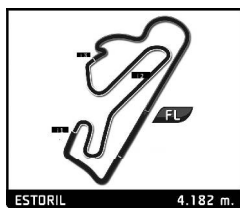
# SBK

## ESBK ESTORIL 19, 20 y 21 JUNIO 2026

### Después de ENTRENAMIENTO CRONOMETRADO

Velocidad máxima del evento

Nº Piloto	Equipo	Moto	Clase	V.Max	Vit.	Sesión
37 MAURO GONZALEZ	BMW EASYRACE TEAM		STCK1000	315.6	3	LIBRES 4
1 STEVEN ODENDAAL	NEW2 PROJECT		SBK	314.7	17	LIBRES 4
57 FRANCISCO JAVIER PALOMERA	TEAM HONDA LAGLISSE	HONDA	SBK	313.8	5	LIBRES 3
40 ROMAN RAMOS	JDO RACING TEAM	KAWASAKI	SBK	312.1	2	LIBRES 4
75 IVO LOPES	BMW EASYRACE TEAM		SBK	310.3	2	LIBRES 4
13 VILLE VALTONEN	TEAM SENSETEC		STCK1000	309.4	4	LIBRES 4
38 OLA NESBAKKEN	TEAM HONDA LAGLISSE	HONDA	STCK1000	307.7	13	LIBRES 3
4 JAVIER ARTIME	TEAM HONDA LAGLISSE	HONDA	STCK1000	306.9	10	LIBRES 3
61 JAVIER DEL OLMO	JDO RACING TEAM	KAWASAKI	STCK1000	306.9	4	LIBRES 4
70 RUBEN MACUÁ		YAMAHA	STCK1000	302.6	2	LIBRES 4
9 CHARLES AUBRIE	TEAM RLD RACING	HONDA	STCK1000	300.2	13	LIBRES 3
67 ANTON EREMIN	ERNA RACING		STCK1000	298.5	4	LIBRES 3
92 JULIO DOMINGUEZ	TEAM HONDA LAGLISSE	HONDA	STCK1000	293.0	10	LIBRES 3



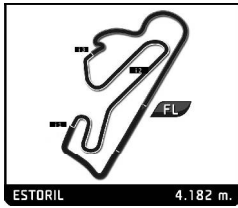
## SBK

### ESBK ESTORIL 19, 20 y 21 JUNIO 2026

### ENTRENAMIENTO CRONOMETRADO

### Secuencia de vueltas rápidas

T. Sesión	Nº Piloto	Equipo	Moto	Clase	Tiempo	Km/h	Vlt.
3:43.004	13 VILLE VALTONEN	TEAM SENSETEC		STCK1000	1:43.000	146.2	2
4:13.297	57 FRANCISCO JAVIER PALOMERA	TEAM HONDA LAGLISSE	HONDA	SBK	1:40.582	149.7	2
4:33.344	75 IVO LOPES	BMW EASYRACE TEAM		SBK	1:39.797	150.9	2
6:12.661	75 IVO LOPES	BMW EASYRACE TEAM		SBK	1:39.317	151.6	3
7:51.687	75 IVO LOPES	BMW EASYRACE TEAM		SBK	1:39.026	152.0	4
10:14.295	1 STEVEN ODENDAAL	NEW2 PROJECT		SBK	1:38.889	152.2	5
16:21.279	75 IVO LOPES	BMW EASYRACE TEAM		SBK	1:38.404	153.0	7
19:49.730	57 FRANCISCO JAVIER PALOMERA	TEAM HONDA LAGLISSE	HONDA	SBK	1:38.367	153.1	10
28:38.142	1 STEVEN ODENDAAL	NEW2 PROJECT		SBK	1:37.946	153.7	12



## SBK ESBK ESTORIL 19, 20 y 21 JUNIO 2026 ENTRENAMIENTO CRONOMETRADO

Mejores velocidades máximas

Nº Piloto	Equipo	Clase	V.Max					Pro						
			1	2	3	4	5							
			Km/h	Vlt.	Km/h	Vlt.	Km/h	Vlt.	Km/h	Vlt.	Km/h	Vlt.		
40	ROMAN RAMOS	JDO RACING TEAM	SBK	312.1	11	305.2	7	305.2	4	305.2	2	304.3	5	306,4
1	STEVEN ODENDAAL	NEW2 PROJECT	SBK	311.2	4	311.2	3	310.3	8	309.4	10	308.6	13	310,1
37	MAURO GONZALEZ	BMW EASYRACE TEAM	STCK1000	311.2	2	308.6	5	307.7	3	307.7	4	307.7	7	308,6
57	FRANCISCO JAVIER PALO	TEAM HONDA LAGLISSE	SBK	310.3	12	310.3	11	309.4	15	309.4	10	309.4	4	309,8
38	OLA NESBAKKEN	TEAM HONDA LAGLISSE	STCK1000	306.9	5	306.9	4	306.0	14	306.0	9	306.0	8	306,4
13	VILLE VALTONEN	TEAM SENSETEC	STCK1000	306.0	13	306.0	8	306.0	4	305.2	14	305.2	11	305,7
75	IVO LOPES	BMW EASYRACE TEAM	SBK	306.0	2	305.2	8	305.2	7	303.5	9	303.5	5	304,7
4	JAVIER ARTIME	TEAM HONDA LAGLISSE	STCK1000	305.2	5	304.3	13	304.3	4	302.6	14	302.6	3	303,8
61	JAVIER DEL OLMO	JDO RACING TEAM	STCK1000	304.3	13	303.5	3	302.6	12	302.6	10	302.6	9	303,1
70	RUBEN MACUÁ		STCK1000	302.6	7	298.5	11	298.5	6	298.5	3	297.7	10	299,2
67	ANTON EREMIN	ERNA RACING	STCK1000	297.7	13	297.7	2	296.1	3	295.3	7	295.3	6	296,4
9	CHARLES AUBRIE	TEAM RLD RACING	STCK1000	296.1	3	295.3	8	295.3	4	295.3	2	294.5	9	295,3
92	JULIO DOMINGUEZ	TEAM HONDA LAGLISSE	STCK1000	291.4	12	290.7	6	289.9	7	289.1	4	289.1	3	290,0

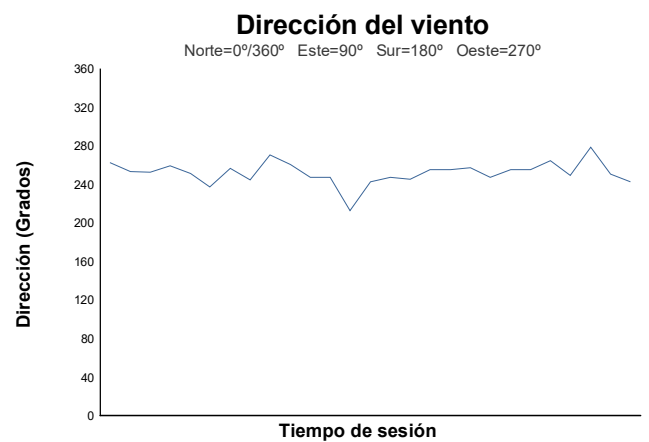
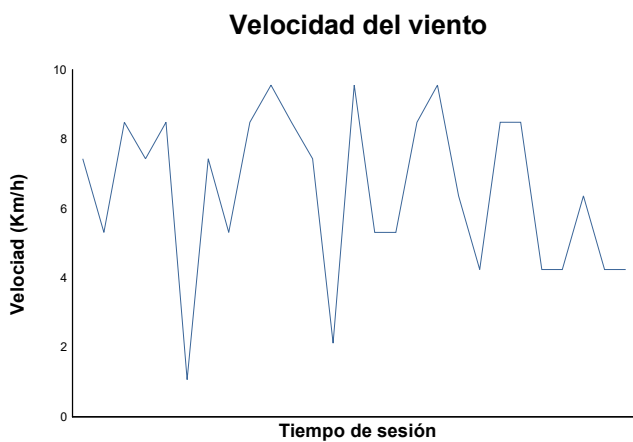
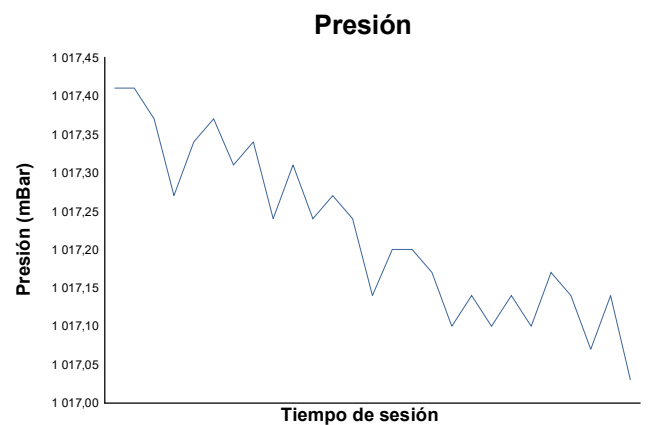
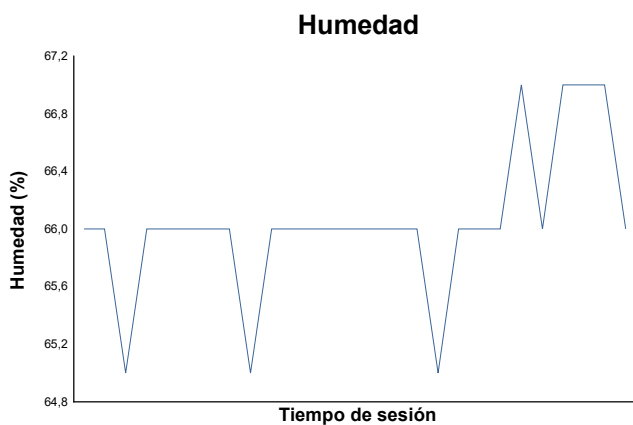
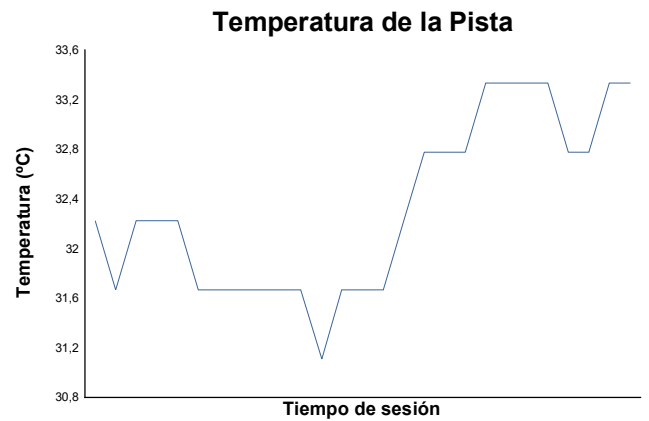
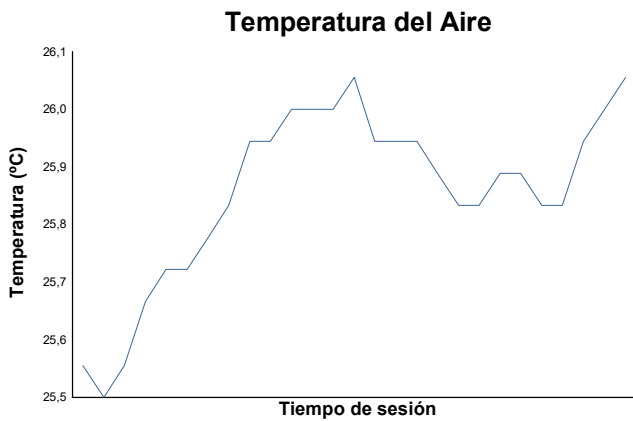


# ESBK ESTORIL 19, 20 y 21 JUNIO 2026

## SBK

### ENTRENAMIENTO CRONOMETRADO

#### Informe meteorológico



Estado de pista: **SECO**