



SBK

ESBK ESTORIL 19, 20 y 21 JUNIO 2026

CARRERA 1 (16 Vlt., 66,9 km.)

Clasificación

Nº Piloto	Nac	Equipo	Moto	Neum.CI.	Vlts.	Tiempo Total	Dif.	Km/h	Mejor Vuelta	
									Vlt.	Tiempo Km/h
1 57 FRANCISCO JAVIER PALOMERA	ESP	TEAM HONDA LAGLISSE	HONDA	Dunlop SBK	16	26:22.118	-	152.3	14	1:38.210 153.3
2 1 STEVEN ODENDAAL	RSA	NEW2 PROJECT		Pirelli SBK	16	26:22.190	+0.072	152.2	15	1:38.035 153.6
3 75 IVO LOPES	POR	BMW EASYRACE TEAM		Dunlop SBK	16	26:24.881	+2.763	152.0	8	1:38.380 153.0
4 13 VILLE VALTONEN	FIN	TEAM SENSETEC		Pirelli STCK10C	16	27:10.941	+48.823	147.7	2	1:40.790 149.4
5 67 ANTON EREMIN	ESP	ERNA RACING		STCK10C	16	27:15.600	+53.482	147.3	2	1:41.077 148.9
6 70 RUBEN MACUÁ	POR		YAMAHA	Dunlop STCK10C	16	27:36.279	+1:14.161	145.4	12	1:42.708 146.6
7 61 JAVIER DEL OLMO	ESP	JDO RACING TEAM	KAWASAKI	Dunlop STCK10C	16	27:37.161	+1:15.043	145.4	16	1:42.490 146.9
8 9 CHARLES AUBRIE	FRA	TEAM RLD RACING	HONDA	Pirelli STCK10C	16	28:05.729	+1:43.611	142.9	5	1:44.331 144.3
9 4 JAVIER ARTIME	ESP	TEAM HONDA LAGLISSE	HONDA	Dunlop STCK10C	15	26:24.884	1 Vlt.	142.5	7	1:44.406 144.2
10 38 OLA NESBAKKEN	ESP	TEAM HONDA LAGLISSE	HONDA	Dunlop STCK10C	15	26:24.887	1 Vlt.	142.5	10	1:44.536 144.0
11 92 JULIO DOMINGUEZ	ESP	TEAM HONDA LAGLISSE	HONDA	Dunlop STCK10C	14	26:38.387	2 Vlt.	131.9	4	1:49.392 137.6

Retirados

40 ROMAN RAMOS	ESP	JDO RACING TEAM	KAWASAKI	SBK	2	3:22.739			2	1:39.078 152.0
----------------	-----	-----------------	----------	-----	---	----------	--	--	---	----------------

No salidos

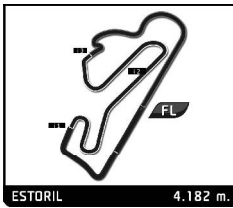
37 MAURO GONZALEZ	ESP	BMW EASYRACE TEAM		Dunlop STCK10C						
-------------------	-----	-------------------	--	----------------	--	--	--	--	--	--

Pole:		STEVEN ODENDAAL	1:37.946	153.7 Km/h
Vuelta rápida:	Vlt.15	STEVEN ODENDAAL	1:38.035	153.6 Km/h

Hora de publicación:

Estado de pista: **SECO**


Diretor de Carrera: João Pedro Lima	Timekeeper Jorge Pinto
---	----------------------------------



SBK
ESBK ESTORIL 19, 20 y 21 JUNIO 2026
CARRERA 1 (16 Vlt., 66,9 km.)

Parrilla de salida

4 J. ARTIME 1:45.366 12	38 O. NESBAKKEN 1:44.557 11	92 J. DOMINGUEZ 1:47.815 13 5
61 J. DEL OLMO 1:43.258 9	70 R. MACUÁ 1:42.620 8	9 C. AUBRIE 1:43.542 10 4
13 V. VALTONEN 1:40.593 6	40 R. RAMOS 1:39.532 5	67 A. EREMIN 1:40.940 7 3
75 I. LOPES 1:38.404 3	57 F. PALOMERA 1:38.216 2	37 M. GONZALEZ 1:39.220 4 2
		1 S. ODENDAAL 1:37.946 1 1


Pole

Diretor de Carrera:
 João Pedro Lima



Timekeeper
 Jorge Pinto





SBK ESBK ESTORIL 19, 20 y 21 JUNIO 2026 CARRERA 1

Vuelta a vuelta

— Vuelta invalidada ■ Mejor Personal ■ Mejor de la sesión B Cruzando por el pit lane

Vit.	Tiempo	Sector 1	Sector 2	Sector 3	Sector 4	T. Sesión	Vit.	Tiempo	Sector 1	Sector 2	Sector 3	Sector 4	T. Sesión
1	STEVEN ODENDAAL					RSA	13	VILLE VALTONEN					FIN
	NEW2 PROJECT							TEAM SENSETEC					
1	1:42.971	24.017	24.301	23.109	31.544	1:42.971	1	1:46.900	25.387	25.055	24.131	32.327	1:46.900
2	1:38.627	20.167	23.887	23.137	31.436	3:21.598	2	1:40.790	20.520	24.554	23.823	31.893	3:27.690
3	1:38.628	20.199	23.912	23.052	31.465	5:00.226	3	1:41.764	20.663	25.121	23.792	32.188	5:09.454
4	1:38.595	19.933	23.936	23.224	31.502	6:38.821	4	1:41.083	20.536	24.684	23.787	32.076	6:50.537
5	1:38.749	20.109	24.031	23.149	31.460	8:17.570	5	1:41.265	20.632	24.638	23.805	32.190	8:31.802
6	1:38.656	19.983	23.983	23.277	31.413	9:56.226	6	1:41.194	20.569	24.596	23.890	32.139	10:12.996
7	1:38.501	19.911	24.069	23.111	31.410	11:34.727	7	1:41.375	20.706	24.620	23.807	32.242	11:54.371
8	1:38.404	20.094	23.870	23.015	31.425	13:13.131	8	1:41.626	20.767	24.697	23.913	32.249	13:35.997
9	1:38.765	20.027	23.943	23.308	31.487	14:51.896	9	1:41.717	20.700	24.695	24.012	32.310	15:17.714
10	1:38.904	20.002	24.003	23.295	31.604	16:30.800	10	1:42.573	20.612	25.672	24.012	32.277	17:00.287
11	1:39.007	20.218	23.941	23.195	31.653	18:09.807	11	1:41.555	20.679	24.653	23.924	32.299	18:41.842
12	1:38.733	19.984	23.965	23.090	31.694	19:48.540	12	1:41.436	20.582	24.567	23.906	32.381	20:23.278
13	1:38.643	20.192	23.918	23.166	31.367	21:27.183	13	1:41.780	20.612	24.760	23.986	32.422	22:05.058
14	1:38.611	20.229	23.740	23.380	31.262	23:05.794	14	1:41.902	20.736	24.679	24.086	32.401	23:46.960
15	1:38.035	19.929	23.933	23.031	31.142	24:43.829	15	1:41.732	20.651	24.781	23.951	32.349	25:28.692
16	1:38.361	20.257	23.771	23.023	31.310	26:22.190	16	1:42.249	20.599	24.915	24.223	32.512	27:10.941
4	JAVIER ARTIME					ESP	38	OLA NESBAKKEN					ESP
	TEAM HONDA LAGLISSE					HONDA		TEAM HONDA LAGLISSE					HONDA
1	1:51.185	26.836	25.749	25.417	33.183	1:51.185	1	1:50.848	26.456	25.809	25.041	33.542	1:50.848
2	1:46.202	22.107	25.832	25.100	33.163	3:37.387	2	1:46.069	21.762	26.028	24.820	33.459	3:36.917
3	1:46.137	21.910	26.319	24.768	33.140	5:23.524	3	1:45.931	21.476	26.278	24.752	33.425	5:22.848
4	1:44.938	21.516	25.530	24.715	33.177	7:08.462	4	1:44.853	21.211	25.742	24.537	33.363	7:07.701
5	1:45.376	21.457	25.648	24.721	33.550	8:53.838	5	1:45.688	21.143	25.990	25.151	33.404	8:53.389
6	1:44.735	21.632	25.403	24.585	33.115	10:38.573	6	1:44.663	21.136	25.760	24.614	33.153	10:38.052
7	1:44.406	21.398	25.428	24.471	33.109	12:22.979	7	1:44.681	21.252	25.495	24.737	33.197	12:22.733
8	1:44.713	21.268	25.635	24.671	33.139	14:07.692	8	1:44.622	20.998	25.698	24.747	33.179	14:07.355
9	1:45.402	21.615	25.631	24.908	33.248	15:53.094	9	1:45.526	21.367	25.805	25.008	33.346	15:52.881
10	1:44.929	21.566	25.573	24.618	33.172	17:38.023	10	1:44.536	21.163	25.652	24.657	33.064	17:37.417
11	1:45.281	21.436	25.484	24.929	33.432	19:23.304	11	1:45.144	21.329	25.815	24.795	33.205	19:22.561
12	1:44.887	21.353	25.659	24.805	33.070	21:08.191	12	1:45.158	21.241	25.698	24.835	33.384	21:07.719
13	1:45.208	21.618	25.704	24.751	33.135	22:53.399	13	1:44.769	21.193	25.745	24.714	33.117	22:52.488
14	1:45.103	21.538	25.616	24.750	33.199	24:38.502	14	1:45.594	21.426	25.860	25.022	33.286	24:38.082
15	1:46.382	21.499	25.479	25.060	34.344	26:24.884	15	1:46.805	21.228	25.772	25.081	34.724	26:24.887
9	CHARLES AUBRIE					FRA	40	ROMAN RAMOS					ESP
	TEAM RLD RACING					HONDA		JDO RACING TEAM					KAWASAKI
1	1:51.083	26.984	25.834	24.816	33.449	1:51.083	1	1:43.661	24.593	24.241	23.418	31.409	1:43.661
2	1:45.986	21.694	26.061	24.898	33.333	3:37.069	2	1:39.078	20.367	24.010	23.320	31.381	3:22.739
3	1:45.971	21.592	26.217	24.806	33.356	5:23.040							
4	1:44.981	21.464	25.577	24.596	33.344	7:08.021							
5	1:44.331	21.251	25.718	24.693	32.669	8:52.352							
6	1:44.492	21.508	25.672	24.612	32.700	10:36.844							
7	1:44.782	21.733	25.678	24.641	32.730	12:21.626							
8	1:44.483	21.454	25.561	24.640	32.828	14:06.109							
9	1:45.772	22.266	25.476	24.970	33.060	15:51.881							
10	1:44.648	21.696	25.486	24.688	32.778	17:36.529							
11	1:44.996	21.862	25.635	24.630	32.869	19:21.525							
12	1:44.991	21.581	25.734	24.831	32.845	21:06.516							
13	1:44.861	21.497	25.663	24.788	32.913	22:51.377							
14	1:45.222	22.249	25.682	24.570	32.721	24:36.599							
15	1:44.682	21.229	25.721	24.901	32.831	26:21.281							
16	1:44.448	21.488	25.614	24.620	32.726	28:05.729							
57	FRANCISCO JAVIER PALOMERA					ESP	57	FRANCISCO JAVIER PALOMERA					ESP
	TEAM HONDA LAGLISSE					HONDA		TEAM HONDA LAGLISSE					HONDA
1	1:43.398	23.880	24.157	23.658	31.703	1:43.398	1	1:43.398	23.880	24.157	23.658	31.703	1:43.398
2	1:38.990	20.262	24.014	23.407	31.307	3:22.388	2	1:38.990	20.262	24.014	23.407	31.307	3:22.388
3	1:38.853	20.015	23.929	23.497	31.412	5:01.241	3	1:38.853	20.015	23.929	23.497	31.412	5:01.241
4	1:38.597	20.069	23.929	23.248	31.351	6:39.838	4	1:38.597	20.069	23.929	23.248	31.351	6:39.838
5	1:38.720	20.028	24.075	23.366	31.251	8:18.558	5	1:38.720	20.028	24.075	23.366	31.251	8:18.558
6	1:38.638	20.047	23.962	23.346	31.283	9:57.196	6	1:38.638	20.047	23.962	23.346	31.283	9:57.196
7	1:38.495	19.956	23.995	23.211	31.333	11:35.691	7	1:38.495	19.956	23.995	23.211	31.333	11:35.691
8	1:38.467	20.096	23.923	23.181	31.267	13:14.158	8	1:38.467	20.096	23.923	23.181	31.267	13:14.158
9	1:38.614	20.048	23.952	23.369	31.245	14:52.772	9	1:38.614	20.048	23.952	23.369	31.245	14:52.772
10	1:38.546	20.149	23.914	23.316	31.167	16:31.318	10	1:38.546	20.149	23.914	23.316	31.167	16:31.318
11	1:38.654	20.110	23.995	23.337	31.212	18:09.972	11	1:38.654	20.110	23.995	23.337	31.212	18:09.972
12	1:38.513	20.025	23.928	23.286	31.274	19:48.485	12	1:38.513	20.025	23.928	23.286	31.274	19:48.485



SBK

ESBK ESTORIL 19, 20 y 21 JUNIO 2026

CARRERA 1

Vuelta a vuelta

— Vuelta invalidada ■ Mejor Personal ■ Mejor de la sesión B Cruzando por el pit lane

Vit.	Tiempo	Sector 1	Sector 2	Sector 3	Sector 4	T. Sesión	Vit.	Tiempo	Sector 1	Sector 2	Sector 3	Sector 4	T. Sesión
13	1:38.440	20.052	23.992	23.177	31.219	21:26.925	13	1:43.062	21.181	25.161	24.208	32.512	22:26.501
14	1:38.210	20.022	23.909	23.111	31.168	23:05.135	14	1:43.222	21.039	25.167	24.213	32.803	24:09.723
15	1:38.599	19.970	24.107	23.216	31.306	24:43.734	15	1:43.264	21.082	25.275	24.253	32.654	25:52.987
16	1:38.384	19.886	23.935	23.100	31.463	26:22.118	16	1:43.292	21.236	25.195	24.153	32.708	27:36.279

61 JAVIER DEL OLMO ESP
JDO RACING TEAM KAWASAKI

1	1:48.184	25.960	25.138	24.369	32.717	1:48.184
2	1:43.345	21.257	25.125	24.373	32.590	3:31.529
3	1:44.028	21.322	25.762	24.411	32.533	5:15.557
4	1:43.539	21.664	25.093	24.272	32.510	6:59.096
5	1:43.643	21.475	25.094	24.304	32.770	8:42.739
6	1:43.546	21.502	24.984	24.346	32.714	10:26.285
7	1:43.549	21.553	25.135	24.180	32.681	12:09.834
8	1:43.038	21.368	24.982	24.335	32.353	13:52.872
9	1:43.107	21.277	25.013	24.283	32.534	15:35.979
10	1:42.923	21.357	24.933	24.219	32.414	17:18.902
11	1:42.951	21.281	24.894	24.121	32.655	19:01.853
12	1:43.309	20.974	24.966	24.270	33.099	20:45.162
13	1:43.043	21.100	24.877	24.356	32.710	22:28.205
14	1:43.646	21.537	25.125	24.376	32.608	24:11.851
15	1:42.820	21.076	24.873	24.296	32.575	25:54.671
16	1:42.490	21.043	24.925	24.106	32.416	27:37.161

67 ANTON EREMIN ESP
ERNA RACING

1	1:46.948	25.624	25.045	24.112	32.167	1:46.948
2	1:41.077	20.821	24.546	23.822	31.888	3:28.025
3	1:42.119	20.707	25.132	23.841	32.439	5:10.144
4	1:41.400	20.857	24.621	23.773	32.149	6:51.544
5	1:41.863	21.088	24.611	23.795	32.369	8:33.407
6	1:41.799	20.965	24.745	23.931	32.158	10:15.206
7	1:41.776	20.810	24.787	23.930	32.249	11:56.982
8	1:42.007	21.045	24.857	23.979	32.126	13:38.989
9	1:42.109	20.983	24.843	23.970	32.313	15:21.098
10	1:41.566	20.841	24.721	23.839	32.165	17:02.664
11	1:41.992	20.844	24.773	23.931	32.444	18:44.656
12	1:42.412	21.262	24.807	23.730	32.613	20:27.068
13	1:42.291	21.186	24.885	23.866	32.354	22:09.359
14	1:42.088	21.068	24.747	23.959	32.314	23:51.447
15	1:41.911	20.976	24.715	23.883	32.337	25:33.358
16	1:42.242	20.926	24.856	23.990	32.470	27:15.600

70 RUBEN MACUÁ POR
YAMAHA

1	1:46.957	25.236	25.035	24.024	32.662	1:46.957
2	1:43.184	21.295	25.055	24.254	32.580	3:30.141
3	1:44.283	21.515	25.540	24.345	32.883	5:14.424
4	1:43.822	21.415	25.308	24.519	32.580	6:58.246
5	1:43.601	21.402	25.119	24.365	32.715	8:41.847
6	1:43.519	21.349	25.316	24.157	32.697	10:25.366
7	1:43.479	21.419	25.302	24.196	32.562	12:08.845
8	1:43.245	21.288	25.136	24.255	32.566	13:52.090
9	1:42.752	21.295	25.045	23.972	32.440	15:34.842
10	1:42.829	21.218	25.117	24.068	32.426	17:17.671
11	1:43.060	21.535	25.153	23.976	32.396	19:00.731
12	1:42.708	21.157	25.109	23.956	32.486	20:43.439

75 IVO LOPES POR
BMW EASYRACE TEAM

1	1:43.082	24.186	24.247	23.303	31.346	1:43.082
2	1:38.653	20.272	24.038	23.156	31.187	3:21.735
3	1:38.785	20.243	24.038	23.172	31.332	5:00.520
4	1:38.500	20.056	23.996	23.147	31.301	6:39.020
5	1:38.834	20.203	24.083	23.283	31.265	8:17.854
6	1:38.629	20.011	23.969	23.208	31.441	9:56.483
7	1:38.496	19.974	24.016	23.202	31.304	11:34.979
8	1:38.380	20.103	23.917	23.079	31.281	13:13.359
9	1:38.743	20.058	24.032	23.204	31.449	14:52.102
10	1:38.905	20.114	24.000	23.222	31.569	16:31.007
11	1:39.085	20.202	24.016	23.188	31.679	18:10.092
12	1:38.645	20.135	24.025	23.221	31.264	19:48.737
13	1:38.739	20.276	23.978	23.137	31.348	21:27.476
14	1:38.601	20.235	23.890	23.264	31.212	23:06.077
15	1:38.831	20.164	24.007	23.176	31.484	24:44.908
16	1:39.973	20.172	24.125	23.381	32.295	26:24.881

92 JULIO DOMINGUEZ ESP
TEAM HONDA LAGLISSE HONDA

1	1:53.935	27.539	26.749	25.533	34.114	1:53.935
2	1:50.890	24.368	26.650	25.804	34.068	3:44.825
3	1:50.631	22.143	27.598	26.649	34.241	5:35.456
4	1:49.392	22.212	26.940	26.049	34.191	7:24.848
5	1:50.096	22.335	27.056	26.160	34.545	9:14.944
6	1:49.808	22.594	26.955	26.101	34.158	11:04.752
7	1:50.219	22.545	26.968	26.032	34.674	12:54.971
8	1:50.011	22.300	27.042	26.435	34.234	14:44.982
9	1:51.189	22.514	26.980	27.268	34.427	16:36.171
10	1:50.531	22.594	27.281	26.208	34.448	18:26.702
11	2:22.096	23.504	28.419	26.072	1:04.101	20:48.798
12	1:58.109	25.363	28.787	27.656	36.303	22:46.907
13	1:55.148	22.713	27.150	30.764	34.521	24:42.055
14	1:56.332	26.789	28.161	26.662	34.720	26:38.387



SBK
ESBK ESTORIL 19, 20 y 21 JUNIO 2026
CARRERA 1

Mejores tiempos de sector

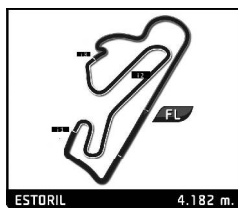
Pos	Sector 1		Sector 2		Sector 3		Sector 4		Pos	Nº	Vuelta Ideal	Mejor Vuelta	
	Nº Piloto	Tiempo	Nº Piloto	Tiempo	Nº Piloto	Tiempo	Nº Piloto	Tiempo					
1	57 F.PALOMERA	19.886	1 S.ODENDAAL	23.740	1 S.ODENDAAL	23.015	1 S.ODENDAAL	31.142	1	1	1:37.808	1:38.035	(1)
2	1 S.ODENDAAL	19.911	75 I.LOPES	23.890	75 I.LOPES	23.079	57 F.PALOMERA	31.167	2	57	1:38.062	1:38.210	(2)
3	75 I.LOPES	19.974	57 F.PALOMERA	23.909	57 F.PALOMERA	23.100	75 I.LOPES	31.187	3	75	1:38.130	1:38.380	(3)
4	40 R.RAMOS	20.367	40 R.RAMOS	24.010	40 R.RAMOS	23.320	40 R.RAMOS	31.381	4	40	1:39.078	1:39.078	(4)
5	13 V.VALTONEN	20.520	67 A.EREMIN	24.546	67 A.EREMIN	23.730	67 A.EREMIN	31.888	5	13	1:40.754	1:40.790	(5)
6	67 A.EREMIN	20.707	13 V.VALTONEN	24.554	13 V.VALTONEN	23.787	13 V.VALTONEN	31.893	6	67	1:40.871	1:41.077	(6)
7	61 J.DEL OLMO	20.974	61 J.DEL OLMO	24.873	70 R.MACUÁ	23.956	61 J.DEL OLMO	32.353	7	61	1:42.306	1:42.490	(7)
8	38 O.NESBAKKEN	20.998	70 R.MACUÁ	25.035	61 J.DEL OLMO	24.106	70 R.MACUÁ	32.396	8	70	1:42.426	1:42.708	(8)
9	70 R.MACUÁ	21.039	4 J.ARTIME	25.403	4 J.ARTIME	24.471	9 C.AUBRIE	32.669	9	9	1:43.944	1:44.331	(9)
10	9 C.AUBRIE	21.229	9 C.AUBRIE	25.476	38 O.NESBAKKEN	24.537	38 O.NESBAKKEN	33.064	10	38	1:44.094	1:44.536	(11)
11	4 J.ARTIME	21.268	38 O.NESBAKKEN	25.495	9 C.AUBRIE	24.570	4 J.ARTIME	33.070	11	4	1:44.212	1:44.406	(10)
12	92 J.DOMINGUEZ	22.143	92 J.DOMINGUEZ	26.650	92 J.DOMINGUEZ	25.533	92 J.DOMINGUEZ	34.068	12	92	1:48.394	1:49.392	(12)



SBK
ESBK ESTORIL 19, 20 y 21 JUNIO 2026
CARRERA 1

Planing

Nº	Pos	Parrilla	Vit.															
			1	2	3	4	5	6	7	8	9	10	11	12	13	14	15	16
1	1	1	1	1	1	1	1	1	1	1	1	1	1	57	57	57	57	57
57	2	57	75	75	75	75	75	75	75	75	75	75	75	57	1	1	1	1
75	3	75	57	57	57	57	57	57	57	57	57	57	57	75	75	75	75	75
37	4	37	40	40	13	13	13	13	13	13	13	13	13	13	13	13	13	13
40	5	40	13	13	67	67	67	67	67	67	67	67	67	67	67	67	67	67
13	6	13	67	67	70	70	70	70	70	70	70	70	70	70	70	70	70	70
67	7	67	70	70	61	61	61	61	61	61	61	61	61	61	61	61	61	61
70	8	70	61	61	38	38	9	9	9	9	9	9	9	9	9	9	9	9
61	9	61	38	38	9	9	38	38	38	38	38	38	38	38	38	38	38	4
9	10	9	9	9	4	4	4	4	4	4	4	4	4	4	4	4	4	38
38	11	38	4	4	92	92	92	92	92	92	92	92	92	92	92	92	92	92
4	12	4	92	92														
92	13	92																



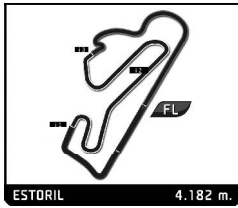
SBK

ESBK ESTORIL 19, 20 y 21 JUNIO 2026

Después de CARRERA 1

Velocidad máxima del evento

Nº Piloto	Equipo	Moto	Clase	V.Max	Vlt.	Sesión
57 FRANCISCO JAVIER PALOMERA	TEAM HONDA LAGLISSE	HONDA	SBK	318.4	3	CARRERA 1
1 STEVEN ODENDAAL	NEW2 PROJECT		SBK	317.5	16	CARRERA 1
37 MAURO GONZALEZ	BMW EASYRACE TEAM		STCK1000	315.6	3	LIBRES 4
75 IVO LOPES	BMW EASYRACE TEAM		SBK	315.6	2	CARRERA 1
38 OLA NESBAKKEN	TEAM HONDA LAGLISSE	HONDA	STCK1000	312.1	8	CARRERA 1
40 ROMAN RAMOS	JDO RACING TEAM	KAWASAKI	SBK	312.1	2	LIBRES 4
13 VILLE VALTONEN	TEAM SENSETEC		STCK1000	309.4	4	LIBRES 4
61 JAVIER DEL OLMO	JDO RACING TEAM	KAWASAKI	STCK1000	307.7	12	CARRERA 1
4 JAVIER ARTIME	TEAM HONDA LAGLISSE	HONDA	STCK1000	306.9	10	LIBRES 3
9 CHARLES AUBRIE	TEAM RLD RACING	HONDA	STCK1000	303.5	2	CARRERA 1
70 RUBEN MACUÁ		YAMAHA	STCK1000	302.6	2	LIBRES 4
67 ANTON EREMIN	ERNA RACING		STCK1000	301.0	3	CARRERA 1
92 JULIO DOMINGUEZ	TEAM HONDA LAGLISSE	HONDA	STCK1000	296.9	2	CARRERA 1



SBK ESBK ESTORIL 19, 20 y 21 JUNIO 2026 CARRERA 1

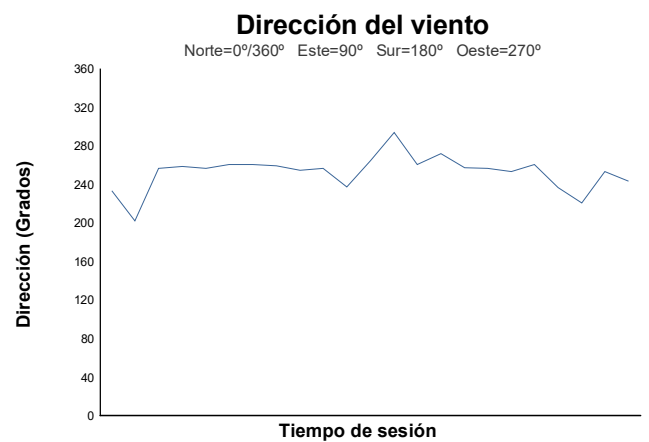
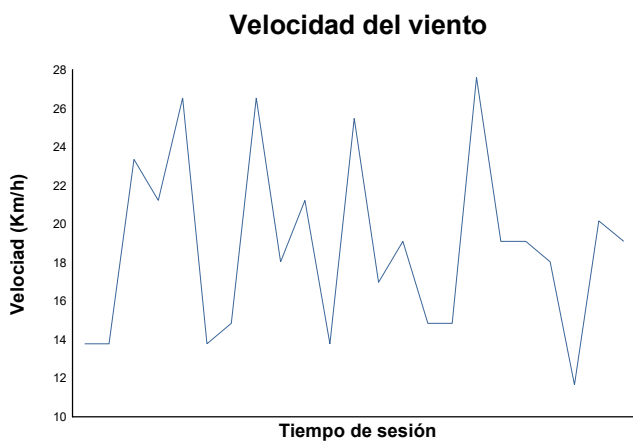
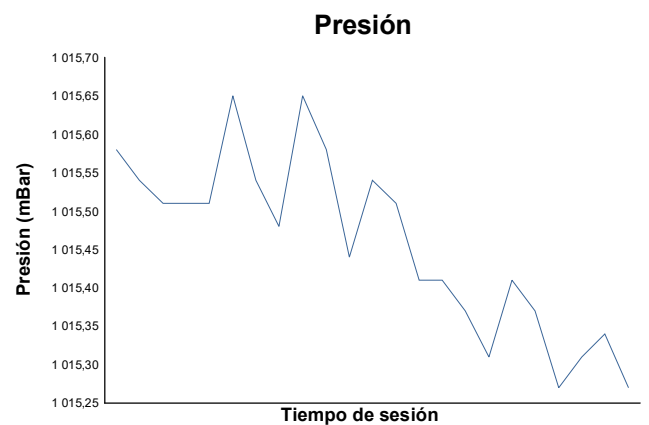
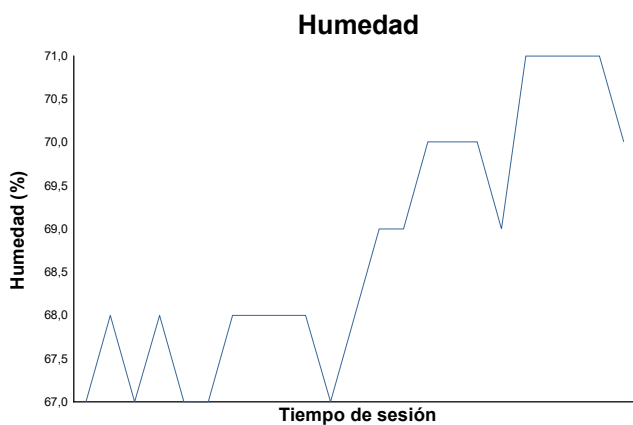
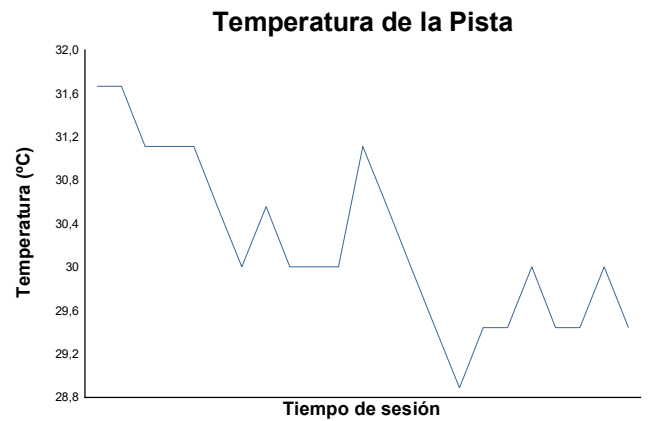
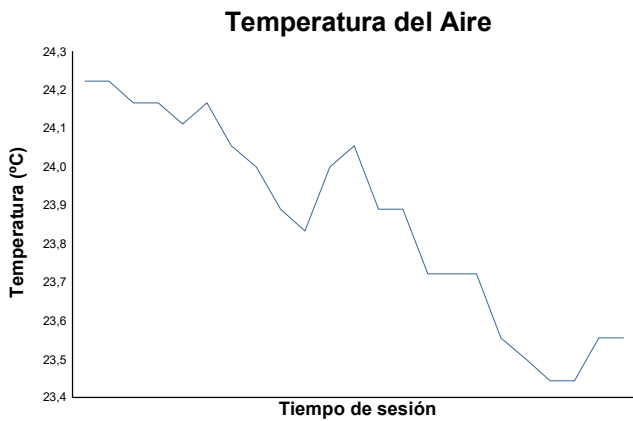
Mejores velocidades máximas

Nº Piloto	Equipo	Clase	V.Max 1		V.Max 2		V.Max 3		V.Max 4		V.Max 5		Pro
			Km/h	Vlt.	Km/h	Vlt.	Km/h	Vlt.	Km/h	Vlt.	Km/h	Vlt.	
57	FRANCISCO JAVIER PALOTEAM HONDA LAGLISSE	SBK	318.4	11	318.4	7	318.4	3	317.5	16	317.5	9	318,0
1	STEVEN ODENDAAL	NEW2 PROJECT	317.5	16	316.6	14	314.7	15	313.0	12	313.0	9	315,0
75	IVO LOPES	BMW EASYRACE TEAM	315.6	2	314.7	14	314.7	10	314.7	9	313.8	13	314,7
38	OLA NESBAKKEN	TEAM HONDA LAGLISSE	312.1	8	310.3	2	308.6	6	308.6	5	308.6	4	309,6
40	ROMAN RAMOS	JDO RACING TEAM	312.1	2	190.3	1							251,2
13	VILLE VALTONEN	TEAM SENSETEC	308.6	5	308.6	4	307.7	16	307.7	12	307.7	6	308,1
61	JAVIER DEL OLMO	JDO RACING TEAM	307.7	12	306.0	16	305.2	15	305.2	13	304.3	11	305,7
4	JAVIER ARTIME	TEAM HONDA LAGLISSE	306.9	2	306.0	4	303.5	8	303.5	5	301.8	12	304,3
9	CHARLES AUBRIE	TEAM RLD RACING	303.5	2	302.6	4	301.8	3	300.2	5	299.3	13	301,5
70	RUBEN MACUÁ		301.8	10	301.0	16	301.0	12	301.0	6	301.0	5	301,2
67	ANTON EREMIN	ERNA RACING	301.0	3	300.2	5	298.5	6	298.5	4	296.9	11	299,0
92	JULIO DOMINGUEZ	TEAM HONDA LAGLISSE	296.9	2	293.8	4	293.0	6	292.2	8	292.2	5	293,6
37	MAURO GONZALEZ	BMW EASYRACE TEAM											



ESBK ESTORIL 19, 20 y 21 JUNIO 2026
SBK
CARRERA 1

Informe meteorológico



Estado de pista: **SECO**