



PRE-TALENT
ESBK ESTORIL 19, 20 y 21 JUNIO 2026
LIBRES 3



Clasificación

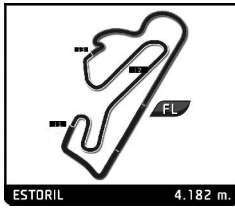
Nº	Piloto	Nac	Equipo	Moto	Neum.Cl.	Tiempo	Vlt.	Total	Dif.	Km/h
1	77 JAVIER VIGUERAS	ESP	IGAXTEAM SNIPERS	BEON	Dunlop PreT	1:58.651	11	11	-	126.9
2	80 MARCOS VINAGRE	ESP	IGAXTEAM SNIPERS	BEON	Dunlop PreT	1:59.601	12	12	+0.950	125.9
3	86 TIAGO NETO	POR		BEON	Dunlop PreT	1:59.872	11	13	+1.221	125.6
4	55 JOSE LUIS CAGIGAS	ESP	ASPAR KSB TECHNICAL ACADEMY	BEON	Dunlop PreT	2:00.642	12	12	+1.991	124.8
5	44 SANTIAGO IGLESIAS	ESP	ETG RACING		Dunlop PreT	2:00.662	14	14	+2.011	124.8
6	41 PETR MAYOROV	ESP	IGAXTEAM SNIPERS	BEON	Dunlop PreT	2:01.056	5	11	+2.405	124.4
7	97 JASE DILL	USA	FRANDO RACING VHC TEAM LIQUI MOLY		Dunlop PreT	2:01.267	2	5	+2.616	124.1
8	27 ALVARO CHICHURRI	ESP	ON TIME MOTORSPORT		Dunlop PreT	2:01.381	13	14	+2.730	124.0
9	33 ALEX PEREZ	FRA	FAMILY RACING TEAM		Dunlop PreT	2:01.532	12	12	+2.881	123.9
10	85 MAICOL COLAZZO	ESP	ETG RACING		Dunlop PreT	2:02.034	11	14	+3.383	123.4
11	63 MAVERICK JOHNSON	USA	ASPAR KSB TECHNICAL ACADEMY	BEON	Dunlop PreT	2:02.163	15	15	+3.512	123.2
12	14 FRANKIE RACE WATSON	GBR	BRP RACING		Dunlop PreT	2:02.212	12	14	+3.561	123.2
13	91 ETHAN REARDON	CAN	PRT GP	BEON	Dunlop PreT	2:04.503	9	12	+5.852	120.9
14	22 MAKAR NOVICHKOV	ESP	FRANDO RACING VHC TEAM LIQUI MOLY		Dunlop PreT	2:05.117	5	8	+6.466	120.3

Vuelta rápida:	Vlt. 11	JAVIER VIGUERAS	1:58.651	126.9 Km/h
-----------------------	---------	-----------------	----------	------------

Hora de publicación:

Estado de pista: **SECO**

<p>Diretor de Carrera: João Pedro Lima</p> 	<p>Timekeeper Jorge Pinto</p> 
---	--





PRE-TALENT
ESBK ESTORIL 19, 20 y 21 JUNIO 2026
LIBRES 3

Clasificación por Clase

Nº Piloto	Nac	Equipo	Moto	Tiempo	Vlt. Total	Dif.	Km/h
PreT							
1 77 JAVIER VIGUERAS	ESP	IGAXTEAM SNIPERS	BEON	1:58.651	11 11		126.9
2 80 MARCOS VINAGRE	ESP	IGAXTEAM SNIPERS	BEON	1:59.601	12 12	+0.950 +0.950	125.9
3 86 TIAGO NETO	POR		BEON	1:59.872	11 13	+1.221 +0.271	125.6
4 55 JOSE LUIS CAGIGAS	ESP	ASPAR KSB TECHNICAL ACADEMY	BEON	2:00.642	12 12	+1.991 +0.770	124.8
5 44 SANTIAGO IGLESIAS	ESP	ETG RACING		2:00.662	14 14	+2.011 +0.020	124.8
6 41 PETR MAYOROV	ESP	IGAXTEAM SNIPERS	BEON	2:01.056	5 11	+2.405 +0.394	124.4
7 97 JASE DILL	USA	FRANCO RACING VHC TEAM LIQUI MOLY		2:01.267	2 5	+2.616 +0.211	124.1
8 27 ALVARO CHICHURRI	ESP	ON TIME MOTORSPORT		2:01.381	13 14	+2.730 +0.114	124.0
9 33 ALEX PEREZ	FRA	FAMILY RACING TEAM		2:01.532	12 12	+2.881 +0.151	123.9
10 85 MAICOL COLAZZO	ESP	ETG RACING		2:02.034	11 14	+3.383 +0.502	123.4
11 63 MAVERICK JOHNSON	USA	ASPAR KSB TECHNICAL ACADEMY	BEON	2:02.163	15 15	+3.512 +0.129	123.2
12 14 FRANKIE RACE WATSON	GBR	BRP RACING		2:02.212	12 14	+3.561 +0.049	123.2
13 91 ETHAN REARDON	CAN	PRT GP	BEON	2:04.503	9 12	+5.852 +2.291	120.9
14 22 MAKAR NOVICHKOV	ESP	FRANCO RACING VHC TEAM LIQUI MOLY		2:05.117	5 8	+6.466 +0.614	120.3

Hora de publicación:

Estado de pista: **SECO**

<p>Director de Carrera: João Pedro Lima</p> 	<p>Timekeeper Jorge Pinto</p> 
--	--



PRE-TALENT ESBK ESTORIL 19, 20 y 21 JUNIO 2026 LIBRES 3

Vuelta a vuelta

— Vuelta invalidada ■ Mejor Personal ■ Mejor de la sesión B Cruzando por el pit lane

Vlt.	Tiempo	Sector 1	Sector 2	Sector 3	Sector 4	T. Sesión	Vlt.	Tiempo	Sector 1	Sector 2	Sector 3	Sector 4	T. Sesión
14	FRANKIE RACE WATSON					GBR	10	2:06.174	25.695	30.980	31.930	37.569	27:36.544
	BRP RACING						11	2:01.739	25.548	31.008	27.630	37.553	29:38.283
							12	2:01.532	25.470	30.870	27.593	37.599	31:39.815
1	2:25.771	42.050	33.482	30.403	39.836	2:25.771							
2	2:06.829	27.005	31.488	29.119	39.217	4:32.600							
3	2:04.067	26.064	31.190	28.230	38.583	6:36.667							
4	2:04.893	26.120	30.993	28.205	39.575	8:41.560							
5	2:03.421	26.033	30.846	27.897	38.645	10:44.981							
6	2:04.262	25.999	31.460	27.951	38.852	12:49.243							
7	2:03.324	25.961	30.983	27.916	38.464	14:52.567							
8	2:02.844	25.903	30.988	27.617	38.336	16:55.411							
9	2:03.486	25.990	31.085	27.885	38.526	18:58.897							
10	2:10.045 B	25.885	31.026	28.074	45.060	21:08.942							
11	2:45.501	1:07.674	31.829	27.938	38.060	23:54.443							
12	2:02.212	25.661	30.881	27.581	38.089	25:56.655							
13	2:02.297	25.776	30.762	27.541	38.218	27:58.952							
14	2:03.367	25.804	30.869	28.011	38.683	30:02.319							
41	PETR MAYOROV					ESP							
	IGAXTEAM SNIPERS					BEON							
1	3:08.769	1:29.720	31.764	28.140	39.145	3:08.769							
2	2:02.577	26.331	30.767	27.463	38.016	5:11.346							
3	2:01.159	25.634	30.713	27.223	37.589	7:12.505							
4	2:02.484	26.249	30.653	27.362	38.220	9:14.989							
5	2:01.056	25.640	30.703	27.029	37.684	11:16.045							
6	2:01.090	25.873	30.608	27.057	37.552	13:17.135							
7	2:13.544 B	25.949	31.444	27.818	48.333	15:30.679							
8	8:46.857	7:07.978	32.950	27.912	38.017	24:17.536							
9	2:02.361	25.981	31.067	27.358	37.955	26:19.897							
10	2:02.055	25.887	31.004	27.282	37.882	28:21.952							
11	2:01.666	25.806	30.807	27.147	37.906	30:23.618							
22	MAKAR NOVICHKOV					ESP							
	FRANDO RACING VHC TEAM LIQUI												
1	2:31.554	47.000	33.805	29.836	40.913	2:31.554							
2	2:06.509	26.558	31.498	28.517	39.936	4:38.063							
3	2:07.301	26.370	31.864	29.129	39.938	6:45.364							
4	2:06.364	26.654	31.458	28.760	39.492	8:51.728							
5	2:05.117	26.367	31.247	28.435	39.068	10:56.845							
6	2:31.929 B	27.380	32.523	30.771	1:01.255	13:28.774							
7	9:43.580 B	7:28.200	38.216	33.207	1:03.957	23:12.354							
8	7:21.537 B	5:06.837	36.004	38.601	1:00.095	30:33.891							
27	ALVARO CHICHURRI					ESP							
	ON TIME MOTORSPORT												
1	2:25.762	41.657	33.773	30.227	40.105	2:25.762							
2	2:06.046	26.870	31.598	28.629	38.949	4:31.808							
3	2:04.840	26.114	31.559	28.351	38.816	6:36.648							
4	2:04.187	26.431	31.118	28.141	38.497	8:40.835							
5	2:03.119	25.835	30.996	28.060	38.228	10:43.954							
6	2:03.188	25.745	31.016	28.233	38.194	12:47.142							
7	2:02.495	25.702	30.816	27.899	38.078	14:49.637							
8	2:13.554 B	26.591	31.172	28.785	47.006	17:03.191							
9	4:20.614	2:42.314	31.860	28.164	38.276	21:23.805							
10	2:04.734	28.643	30.736	27.648	37.707	23:28.539							
11	2:01.790	25.487	30.817	27.823	37.663	25:30.329							
12	2:03.921	27.669	30.686	27.677	37.889	27:34.250							
13	2:01.381	25.461	30.705	27.502	37.713	29:35.631							
14	2:01.858	25.457	30.910	27.542	37.949	31:37.489							
55	JOSE LUIS CAGIGAS					ESP							
	ASPAR KSB TECHNICAL ACADEMY					BEON							
1	3:08.073	1:29.319	31.696	28.277	38.781	3:08.073							
2	2:02.710	26.169	30.707	27.659	38.175	5:10.783							
3	2:01.601	25.765	30.575	27.430	37.831	7:12.384							
4	2:01.840	25.543	30.649	27.435	38.213	9:14.224							
5	2:01.497	25.649	30.475	27.408	37.965	11:15.721							
6	2:01.170	25.550	30.470	27.415	37.735	13:16.891							
7	2:15.913 B	26.578	31.383	28.497	49.455	15:32.804							
8	7:40.365	6:03.376	31.141	27.666	38.182	23:13.169							
9	2:00.850	25.577	30.564	27.152	37.557	25:14.019							
10	2:12.270	33.834	33.184	27.522	37.730	27:26.289							
11	2:00.851	25.429	30.449	27.330	37.643	29:27.140							
12	2:00.642	25.345	30.519	27.220	37.558	31:27.782							
63	MAVERICK JOHNSON					USA							
	ASPAR KSB TECHNICAL ACADEMY					BEON							
1	2:59.865	1:17.663	33.069	29.655	39.478	2:59.865							
2	2:06.591	27.097	31.862	28.667	38.965	5:06.456							
3	2:04.910	26.585	31.676	28.213	38.436	7:11.366							
4	2:03.497	26.527	30.929	27.730	38.311	9:14.863							
5	2:02.246	25.954	30.813	27.380	38.099	11:17.109							

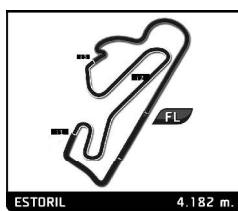


PRE-TALENT
ESBK ESTORIL 19, 20 y 21 JUNIO 2026
LIBRES 3

Vuelta a vuelta

— Vuelta invalidada ■ Mejor Personal ■ Mejor de la sesión B Cruzando por el pit lane

Vlt.	Tiempo	Sector 1	Sector 2	Sector 3	Sector 4	T. Sesión	Vlt.	Tiempo	Sector 1	Sector 2	Sector 3	Sector 4	T. Sesión	
6	2:02.461	25.795	30.931	27.654	38.081	13:19.570								
7	2:03.358	25.957	30.965	27.700	38.736	15:22.928								
8	2:03.361	26.115	31.219	27.743	38.284	17:26.289								
9	2:03.019	25.887	31.172	27.803	38.157	19:29.308								
10	2:02.902	25.971	31.043	27.858	38.030	21:32.210								
11	2:02.454	25.824	31.097	27.515	38.018	23:34.664								
12	2:02.492	25.777	31.028	27.664	38.023	25:37.156								
13	2:03.028	25.841	31.255	27.850	38.082	27:40.184								
14	2:02.580	25.801	31.076	27.688	38.015	29:42.764								
15	2:02.163	25.696	30.964	27.582	37.921	31:44.927								
77	JAVIER VIGUERAS ESP													
	IGAXTEAM SNIPERS BEON													
1	4:00.425	2:15.590	34.332	29.859	40.644	4:00.425								
2	2:05.594	27.017	31.946	28.441	38.190	6:06.019								
3	2:02.476	25.874	31.128	27.501	37.973	8:08.495								
4	2:01.140	25.649	30.513	27.197	37.781	10:09.635								
5	2:04.034	25.267	30.418	29.509	38.840	12:13.669								
6	2:00.726	25.762	30.575	27.156	37.233	14:14.395								
7	2:24.318B	28.916	34.357	27.906	53.139	16:38.713								
8	7:36.250	5:59.586	31.806	27.706	37.152	24:14.963								
9	1:59.615	25.392	30.369	27.035	36.819	26:14.578								
10	1:58.826	25.209	30.189	26.838	36.590	28:13.404								
11	1:58.651	25.052	30.050	26.802	36.747	30:12.055								
80	MARCOS VINAGRE ESP													
	IGAXTEAM SNIPERS BEON													
1	3:32.546	1:51.030	33.219	28.983	39.314	3:32.546								
2	2:03.597	26.266	31.070	27.951	38.310	5:36.143								
3	2:02.346	25.866	30.837	27.587	38.056	7:38.489								
4	2:01.410	25.661	30.596	27.480	37.673	9:39.899								
5	2:00.359	25.356	30.227	27.196	37.580	11:40.258								
6	2:00.545	25.342	30.321	27.307	37.575	13:40.803								
7	2:21.912B	31.102	32.810	29.677	48.323	16:02.715								
8	7:50.913	6:13.184	31.957	27.885	37.887	23:53.628								
9	2:00.973	25.517	30.593	27.324	37.539	25:54.601								
10	2:00.740	25.460	30.511	27.320	37.449	27:55.341								
11	2:00.063	25.384	30.413	27.137	37.129	29:55.404								
12	1:59.601	25.222	30.112	26.979	37.288	31:55.005								
85	MAICOL COLAZZO ESP													
	ETG RACING													
1	2:29.261	46.708	33.420	29.454	39.679	2:29.261								
2	2:04.794	26.570	31.427	28.105	38.692	4:34.055								
3	2:03.759	26.080	31.232	27.881	38.566	6:37.814								
4	2:04.125	25.907	31.175	27.687	39.356	8:41.939								
5	2:03.076	25.956	30.976	27.749	38.395	10:45.015								
6	2:13.575	25.666	35.832	33.533	38.544	12:58.590								
7	2:23.583	26.040	34.426	41.193	41.924	15:22.173								
8	2:14.025B	26.937	31.431	27.688	47.969	17:36.198								
9	3:49.377	2:04.177	37.898	28.704	38.598	21:25.575								
10	2:03.098	25.818	31.121	27.738	38.421	23:28.673								
11	2:02.034	25.669	30.876	27.566	37.923	25:30.707								
12	2:04.000	25.822	31.170	27.873	39.135	27:34.707								
13	2:02.896	25.713	31.140	27.680	38.363	29:37.603								
14	2:03.032	26.236	31.034	27.529	38.233	31:40.635								
86	TIAGO NETO POR													
	BEON													
1	2:48.718	1:08.893	32.433	28.465	38.927	2:48.718								
2	2:02.755	26.374	30.679	27.763	37.939	4:51.473								
3	2:03.532	25.784	30.495	27.275	39.978	6:55.005								
4	2:00.872	25.691	30.314	27.260	37.607	8:55.877								
5	2:00.849	25.630	30.402	27.153	37.664	10:56.726								
6	2:00.333	25.441	30.306	27.074	37.512	12:57.059								
7	2:17.825	30.761	31.943	36.456	38.665	15:14.884								
8	2:00.496	25.549	30.366	27.152	37.429	17:15.380								
9	2:00.234	25.449	30.330	27.040	37.415	19:15.614								
10	2:13.565	25.854	32.579	36.908	38.224	21:29.179								
11	1:59.872	25.454	30.375	26.978	37.065	23:29.051								
12	2:04.780	26.017	31.547	29.120	38.096	25:33.831								
13	2:23.167B	26.883	36.914	29.058	50.312	27:56.998								
91	ETHAN REARDON CAN													
	PRT GP BEON													
1	3:16.192	1:32.055	33.802	29.709	40.626	3:16.192								
2	2:07.217	26.946	31.941	28.631	39.699	5:23.409								
3	2:08.775	26.736	31.915	28.538	41.586	7:32.184								
4	2:05.429	26.526	31.757	28.184	38.962	9:37.613								
5	2:05.610	26.406	31.754	28.129	39.321	11:43.223								
6	2:05.496	26.511	31.714	28.194	39.077	13:48.719								
7	2:18.785B	27.392	32.760	28.884	49.749	16:07.504								
8	6:21.834	4:43.030	32.019	27.763	39.022	22:29.338								
9	2:04.503	26.279	31.421	27.990	38.813	24:33.841								
10	2:05.204	26.429	31.826	28.093	38.856	26:39.045								
11	2:04.589	26.275	31.691	27.878	38.745	28:43.634								
12	2:10.973	30.981	32.427	28.595	38.970	30:54.607								
97	JASE DILL USA													
	FRANDO RACING VHC TEAM LIQUI													
1	2:21.021	41.244	32.881	28.045	38.851	2:21.021								
2	2:01.267	25.469	30.540	27.306	37.952	4:22.288								
3	23:28.364	25.493	...	28.460	38.582	27:50.652								
4	2:02.838	25.618	31.095	27.777	38.348	29:53.490								
5	2:01.996	25.577	30.908	27.492	38.019	31:55.486								



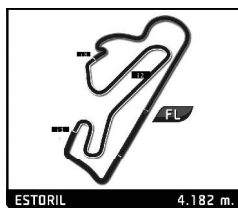
PRE-TALENT

ESBK ESTORIL 19, 20 y 21 JUNIO 2026

LIBRES 3

Mejores tiempos de sector

Pos	Sector 1			Sector 2			Sector 3			Sector 4			Pos	Nº	Vuelta Ideal	Mejor Vuelta
	Nº	Piloto	Tiempo	Nº	Piloto	Tiempo	Nº	Piloto	Tiempo	Nº	Piloto	Tiempo				
1	77	J.VIGUERAS	25.052	77	J.VIGUERAS	30.050	77	J.VIGUERAS	26.802	77	J.VIGUERAS	36.590	1	77	1:58.494	1:58.651 (1)
2	80	M.VINAGRE	25.222	80	M.VINAGRE	30.112	86	T.NETO	26.978	86	T.NETO	37.065	2	80	1:59.442	1:59.601 (2)
3	55	J.CAGIGAS	25.345	86	T.NETO	30.306	80	M.VINAGRE	26.979	80	M.VINAGRE	37.129	3	86	1:59.790	1:59.872 (3)
4	86	T.NETO	25.441	55	J.CAGIGAS	30.449	41	P.MAYOROV	27.029	44	S.IGLESIAS	37.392	4	55	2:00.503	2:00.642 (4)
5	27	A.CHICHURRI	25.457	97	J.DILL	30.540	44	S.IGLESIAS	27.088	41	P.MAYOROV	37.552	5	44	2:00.610	2:00.662 (5)
6	97	J.DILL	25.469	44	S.IGLESIAS	30.602	55	J.CAGIGAS	27.152	33	A.PEREZ	37.553	6	41	2:00.823	2:01.056 (6)
7	33	A.PEREZ	25.470	41	P.MAYOROV	30.608	97	J.DILL	27.306	55	J.CAGIGAS	37.557	7	97	2:01.267	2:01.267 (7)
8	44	S.IGLESIAS	25.528	27	A.CHICHURRI	30.686	63	M.JOHNSON	27.380	27	A.CHICHURRI	37.663	8	27	2:01.308	2:01.381 (8)
9	41	P.MAYOROV	25.634	14	F.WATSON	30.762	27	A.CHICHURRI	27.502	63	M.JOHNSON	37.921	9	33	2:01.415	2:01.532 (9)
10	14	F.WATSON	25.661	63	M.JOHNSON	30.813	33	A.PEREZ	27.522	85	M.COLAZZO	37.923	10	63	2:01.810	2:02.163 (11)
11	85	M.COLAZZO	25.666	33	A.PEREZ	30.870	85	M.COLAZZO	27.529	97	J.DILL	37.952	11	85	2:01.994	2:02.034 (10)
12	63	M.JOHNSON	25.696	85	M.COLAZZO	30.876	14	F.WATSON	27.581	14	F.WATSON	38.060	12	14	2:02.064	2:02.212 (12)
13	91	E.REARDON	26.275	22	M.NOVICHKOV	31.247	91	E.REARDON	27.763	91	E.REARDON	38.745	13	91	2:04.204	2:04.503 (13)
14	22	M.NOVICHKOV	26.367	91	E.REARDON	31.421	22	M.NOVICHKOV	28.435	22	M.NOVICHKOV	39.068	14	22	2:05.117	2:05.117 (14)



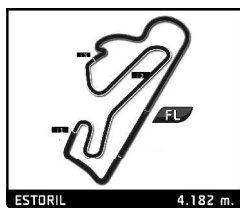
PRE-TALENT

ESBK ESTORIL 19, 20 y 21 JUNIO 2026

Después de LIBRES 3

Velocidad máxima del evento

Nº Piloto	Equipo	Moto	Clase	V.Max	Vit.	Sesión
86	TIAGO NETO	BEON	PreT	185.5	12	LIBRES 3
41	PETR MAYOROV	IGAXTEAM SNIPERS	PreT	185.1	4	LIBRES 3
55	JOSE LUIS CAGIGAS	ASPAR KSB TECHNICAL ACADEMY	PreT	182.4	4	LIBRES 3
80	MARCOS VINAGRE	IGAXTEAM SNIPERS	PreT	181.8	12	LIBRES 3
27	ALVARO CHICHURRI	ON TIME MOTORSPORT	PreT	181.5	11	LIBRES 3
77	JAVIER VIGUERAS	IGAXTEAM SNIPERS	PreT	181.2	11	LIBRES 3
97	JASE DILL	FRANDO RACING VHC TEAM LIQUI MOLY	PreT	181.2	4	LIBRES 3
33	ALEX PEREZ	FAMILY RACING TEAM	PreT	179.7	12	LIBRES 3
63	MAVERICK JOHNSON	ASPAR KSB TECHNICAL ACADEMY	PreT	178.3	5	LIBRES 3
85	MAICOL COLAZZO	ETG RACING	PreT	178.0	5	LIBRES 3
14	FRANKIE RACE WATSON	BRP RACING	PreT	176.8	12	LIBRES 3
22	MAKAR NOVICHKOV	FRANDO RACING VHC TEAM LIQUI MOLY	PreT	176.5	2	LIBRES 3
44	SANTIAGO IGLESIAS	ETG RACING	PreT	175.1	14	LIBRES 3
91	ETHAN REARDON	PRT GP	PreT	172.4	4	LIBRES 3



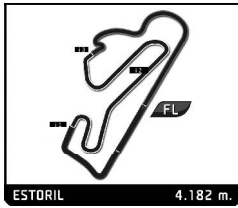
PRE-TALENT

ESBK ESTORIL 19, 20 y 21 JUNIO 2026

LIBRES 3

Secuencia de vueltas rápidas

T. Sesión	Nº Piloto	Equipo	Moto	Clase	Tiempo	Km/h	Vlt.
4:22.288	97 JASE DILL	FRANCO RACING VHC TEAM LIQUI MOLY		PreT	2:01.267	124.1	2
7:12.505	41 PETR MAYOROV	IGAXTEAM SNIPERS	BEON	PreT	2:01.159	124.3	3
8:55.877	86 TIAGO NETO		BEON	PreT	2:00.872	124.6	4
10:56.726	86 TIAGO NETO		BEON	PreT	2:00.849	124.6	5
11:40.258	80 MARCOS VINAGRE	IGAXTEAM SNIPERS	BEON	PreT	2:00.359	125.1	5
12:57.059	86 TIAGO NETO		BEON	PreT	2:00.333	125.1	6
19:15.614	86 TIAGO NETO		BEON	PreT	2:00.234	125.2	9
23:29.051	86 TIAGO NETO		BEON	PreT	1:59.872	125.6	11
26:14.578	77 JAVIER VIGUERAS	IGAXTEAM SNIPERS	BEON	PreT	1:59.615	125.9	9
28:13.404	77 JAVIER VIGUERAS	IGAXTEAM SNIPERS	BEON	PreT	1:58.826	126.7	10
30:12.055	77 JAVIER VIGUERAS	IGAXTEAM SNIPERS	BEON	PreT	1:58.651	126.9	11



PRE-TALENT

ESBK ESTORIL 19, 20 y 21 JUNIO 2026

LIBRES 3

Mejores velocidades máximas

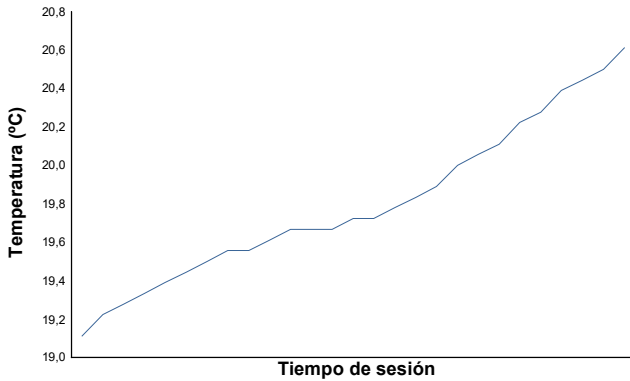
Nº Piloto	Equipo	Clase	V.Max 1		V.Max 2		V.Max 3		V.Max 4		V.Max 5		Pro
			Km/h	Vlt.	Km/h	Vlt.	Km/h	Vlt.	Km/h	Vlt.	Km/h	Vlt.	
86	TIAGO NETO	PreT	185.5	12	179.4	11	179.1	10	179.1	9	178.5	13	180,3
41	PETR MAYOROV	IGAXTEAM SNIPERS	185.1	4	181.2	5	179.1	7	176.8	6	176.3	3	179,7
55	JOSE LUIS CAGIGAS	ASPAR KSB TECHNICAL ACADEMY	182.4	4	182.1	12	180.9	11	180.9	10	180.9	9	181,4
80	MARCOS VINAGRE	IGAXTEAM SNIPERS	181.8	12	180.0	9	179.4	10	178.8	11	178.8	6	179,8
27	ALVARO CHICHURRI	ON TIME MOTORSPORT	181.5	11	180.9	12	178.8	14	178.8	13	176.5	10	179,3
77	JAVIER VIGUERAS	IGAXTEAM SNIPERS	181.2	11	180.9	10	180.9	9	179.1	7	178.5	5	180,1
97	JASE DILL	FRANDO RACING VHC TEAM LIQUI MOLY	181.2	4	180.6	5	177.4	2	177.4	3			179,2
33	ALEX PEREZ	FAMILY RACING TEAM	179.7	12	179.1	11	177.4	10	177.4	8	177.1	9	178,1
63	MAVERICK JOHNSON	ASPAR KSB TECHNICAL ACADEMY	178.3	5	176.8	6	176.3	11	176.0	12	175.7	7	176,6
85	MAICOL COLAZZO	ETG RACING	178.0	5	177.4	6	177.1	13	177.1	12	176.8	11	177,3
14	FRANKIE RACE WATSON	BRP RACING	176.8	12	176.3	5	176.0	3	175.1	13	174.9	14	175,8
22	MAKAR NOVICHKOV	FRANDO RACING VHC TEAM LIQUI MOLY	176.5	2	176.5	3	175.7	6	175.4	5	175.1	4	175,8
44	SANTIAGO IGLESIAS	ETG RACING	175.1	14	174.9	12	174.6	11	173.8	13	173.8	8	174,4
91	ETHAN REARDON	PRT GP	172.4	4	171.6	9	170.3	11	170.3	10	170.0	12	170,9



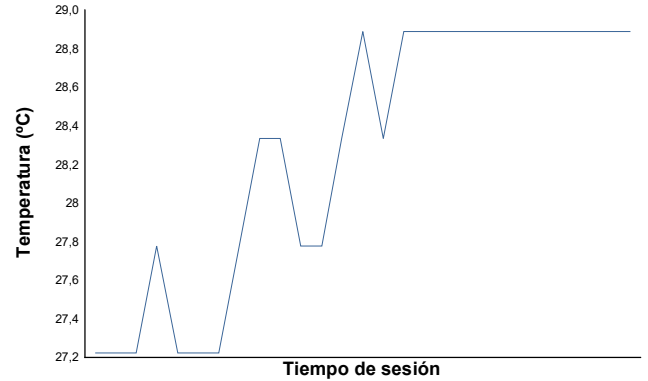
ESBK ESTORIL 19, 20 y 21 JUNIO 2026
PRE-TALENT
LIBRES 3

Informe meteorológico

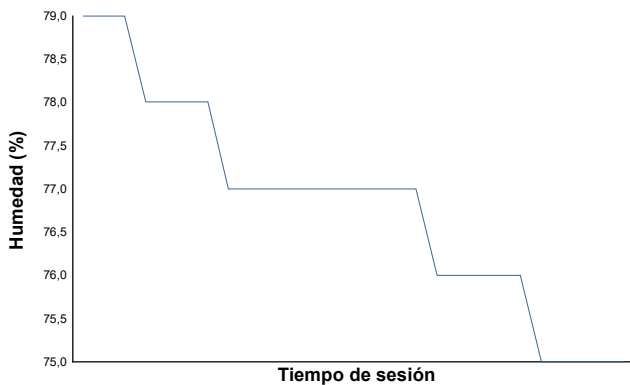
Temperatura del Aire



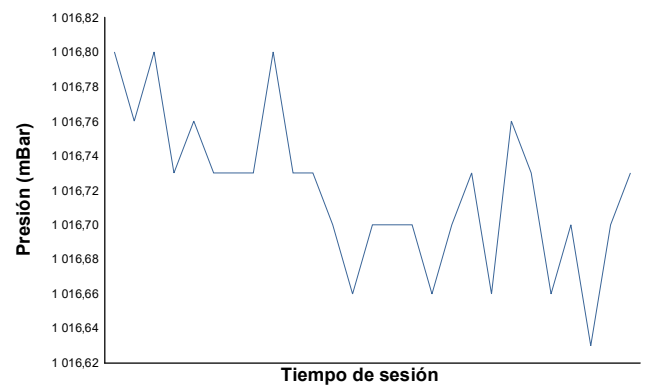
Temperatura de la Pista



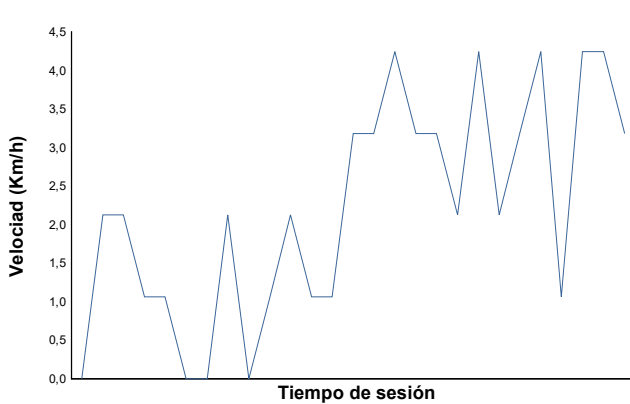
Humedad



Presión

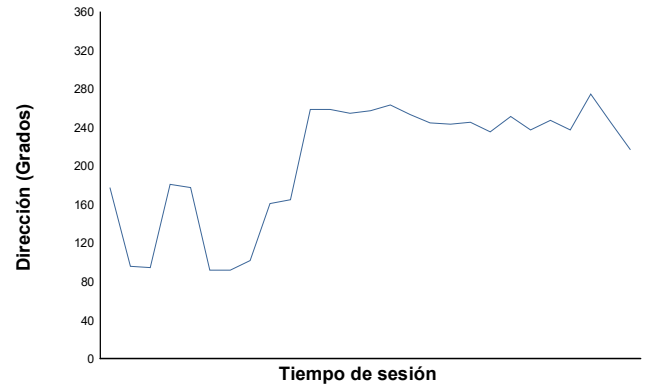


Velocidad del viento



Dirección del viento

Norte=0°/360° Este=90° Sur=180° Oeste=270°



Estado de pista: **SECO**