



PRE-TALENT

ESBK ESTORIL 19, 20 y 21 JUNIO 2026

CARRERA 1 (11 Vlt., 46,0 km.)

Clasificación



Nº Piloto	Nac	Equipo	Moto	Neum. Cl.	Vlt.	Tiempo Total	Dif.	Km/h	Mejor Vuelta	
									Vlt.	Tiempo Km/h
1 80	ESP	IGAXTEAM SNIPERS	BEON	Dunlop PreT	11	21:43.525	-	127.0	7	1:56.881 128.8
2 77	ESP	IGAXTEAM SNIPERS	BEON	Dunlop PreT	11	21:43.606	+0.081	127.0	7	1:57.081 128.6
3 44	ESP	ETG RACING		Dunlop PreT	11	21:53.270	+9.745	126.1	5	1:58.136 127.4
4 97	USA	FRANDO RACING VHC TEAM LIQUI MOLY		Dunlop PreT	11	21:53.742	+10.217	126.1	7	1:58.310 127.3
5 55	ESP	ASPAR KSB TECHNICAL ACADEMY	BEON	Dunlop PreT	11	21:53.758	+10.233	126.1	5	1:58.108 127.5
6 41	ESP	IGAXTEAM SNIPERS	BEON	Dunlop PreT	11	21:53.905	+10.380	126.0	7	1:57.883 127.7
7 27	ESP	ON TIME MOTORSPORT		Dunlop PreT	11	21:54.158	+10.633	126.0	4	1:58.063 127.5
8 33	FRA	FAMILY RACING TEAM		Dunlop PreT	11	21:59.796	+16.271	125.5	5	1:57.942 127.6
9 86	POR		BEON	Dunlop PreT	11	22:02.591	+19.066	125.2	4	1:58.804 126.7
10 63	USA	ASPAR KSB TECHNICAL ACADEMY	BEON	Dunlop PreT	11	22:02.661	+19.136	125.2	5	1:58.914 126.6
11 85	ESP	ETG RACING		Dunlop PreT	11	22:23.152	+39.627	123.3	3	1:59.108 126.4
No clasificados										
91	CAN	PRT GP	BEON	Dunlop PreT	7	14:18.420			2	2:00.824 124.6
14	GBR	BRP RACING		Dunlop PreT	7	14:18.634			2	2:00.158 125.3
No salidos										
22	ESP	FRANDO RACING VHC TEAM LIQUI MOLY		Dunlop PreT						

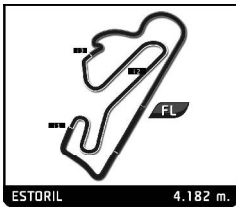
Pole:	MARCOS VINAGRE	1:58.112	127.5 Km/h
Vuelta rápida:	Vlt.7 MARCOS VINAGRE	1:56.881	128.8 Km/h

#33 2 LONG LAPS NAO CUMPRIDAS CONVERTIDAS EM TEMPO 6 SEC.

Hora de publicación:

Estado de pista: **SECO**

Diretor de Carrera: João Pedro Lima		Timekeeper Jorge Pinto	
---	---	----------------------------------	---



PRE-TALENT

ESBK ESTORIL 19, 20 y 21 JUNIO 2026


CARRERA 1 (11 Vlt., 46,0 km.)

Parrilla de salida

85 M. COLAZZO	2:04.229	14	22 M. NOVICHKOV	2:04.048	13	5
91 E. REARDON	2:02.611	12	14 F. WATSON	2:01.327	11	
33 A. PEREZ	2:00.062	9	27 A. CHICHURRI	2:00.128	10	4
63 M. JOHNSON	1:59.265	6	55 J. CAGIGAS	1:59.876	8	
77 J. VIGUERAS	1:58.232	3	86 T. NETO	1:59.586	7	3
			44 S. IGLESIAS	1:58.965	5	
			41 P. MAYOROV	1:58.943	4	2
			97 J. DILL	1:58.226	2	
			80 M. VINAGRE	1:58.112	1	1

↓ Pole

Diretor de Carrera:
João Pedro Lima



Timekeeper
Jorge Pinto





PRE-TALENT ESBK ESTORIL 19, 20 y 21 JUNIO 2026 CARRERA 1

Vuelta a vuelta

— Vuelta invalidada ■ Mejor Personal ■ Mejor de la sesión B Cruzando por el pit lane

Vit.	Tiempo	Sector 1	Sector 2	Sector 3	Sector 4	T. Sesión	Vit.	Tiempo	Sector 1	Sector 2	Sector 3	Sector 4	T. Sesión		
14	FRANKIE RACE WATSON						GBR	3	1:59.807	25.405	30.316	27.234	36.852	6:04.732	
	BRP RACING							4	1:58.536	25.290	29.925	26.829	36.492	8:03.268	
1	2:08.302	31.801	30.925	27.466	38.110	2:08.302	5	1:58.136	25.129	30.100	26.692	36.215	10:01.404		
2	2:00.158	25.132	30.385	27.032	37.609	4:08.460	6	1:58.506	24.949	30.072	26.761	36.724	11:59.910		
3	2:01.401	25.177	30.813	27.229	38.182	6:09.861	7	1:58.582	25.214	29.902	26.888	36.578	13:58.492		
4	2:01.710	25.622	30.772	27.515	37.801	8:11.571	8	1:58.814	25.069	30.050	26.748	36.947	15:57.306		
5	2:01.911	25.732	30.964	27.209	38.006	10:13.482	9	1:58.933	25.210	30.258	26.792	36.673	17:56.239		
6	2:02.408	25.782	31.043	27.273	38.310	12:15.890	10	1:58.477	25.032	30.129	26.755	36.561	19:54.716		
7	2:02.744	25.885	31.281	27.642	37.936	14:18.634	11	1:58.554	25.077	30.047	26.694	36.736	21:53.270		
27	ALVARO CHICHURRI						ESP	55	JOSE LUIS CAGIGAS						ESP
	ON TIME MOTORSPORT								ASPAR KSB TECHNICAL ACADEMY						BEON
1	2:07.014	31.622	30.456	27.613	37.323	2:07.014	1	2:05.352	30.623	30.484	27.218	37.027	2:05.352		
2	1:59.097	25.179	30.154	26.868	36.896	4:06.111	2	1:59.500	25.156	30.338	26.923	37.083	4:04.852		
3	1:59.603	24.847	30.297	27.048	37.411	6:05.714	3	1:59.801	25.091	30.576	27.208	36.926	6:04.653		
4	1:58.063	25.018	30.105	26.634	36.306	8:03.777	4	1:58.593	25.211	29.984	26.845	36.553	8:03.246		
5	1:58.438	24.773	30.087	26.948	36.630	10:02.215	5	1:58.108	24.998	30.166	26.630	36.314	10:01.354		
6	1:58.298	24.629	30.204	26.664	36.801	12:00.513	6	1:58.570	25.106	29.871	26.694	36.899	11:59.924		
7	1:58.334	24.861	30.103	26.944	36.426	13:58.847	7	1:58.552	25.091	29.941	26.727	36.793	13:58.476		
8	1:58.928	24.935	30.424	27.156	36.413	15:57.775	8	1:58.940	25.183	30.257	26.806	36.694	15:57.416		
9	1:59.296	25.021	30.239	27.031	37.005	17:57.071	9	1:59.077	24.914	30.423	27.022	36.718	17:56.493		
10	1:58.737	24.879	30.034	27.173	36.651	19:55.808	10	1:58.203	24.960	30.180	26.722	36.341	19:54.696		
11	1:58.350	24.628	29.941	26.863	36.918	21:54.158	11	1:59.062	24.967	30.174	26.777	37.144	21:53.758		
33	ALEX PEREZ						FRA	63	MAVERICK JOHNSON						USA
	FAMILY RACING TEAM								ASPAR KSB TECHNICAL ACADEMY						BEON
1	2:05.345	30.947	30.265	27.454	36.679	2:05.345	1	2:06.533	30.864	30.536	27.726	37.407	2:06.533		
2	1:59.864	25.011	30.466	27.590	36.797	4:05.209	2	1:59.379	25.000	30.309	27.252	36.818	4:05.912		
3	1:59.561	24.823	30.565	27.336	36.837	6:04.770	3	1:59.805	24.954	29.963	27.631	37.257	6:05.717		
4	1:58.581	24.941	30.163	27.050	36.427	8:03.351	4	1:59.177	25.656	29.907	26.815	36.799	8:04.894		
5	1:57.942	24.434	30.119	26.864	36.525	10:01.293	5	1:58.914	24.880	30.389	26.829	36.816	10:03.808		
6	1:58.630	24.894	30.210	26.861	36.665	11:59.923	6	1:59.122	25.372	30.201	26.791	36.758	12:02.930		
7	1:58.586	24.864	30.092	26.909	36.721	13:58.509	7	1:59.770	25.070	30.461	26.893	37.346	14:02.700		
8	1:58.897	24.790	30.329	26.958	36.820	15:57.406	8	2:00.175	25.293	30.678	27.017	37.187	16:02.875		
9	1:59.031	25.178	30.252	27.029	36.572	17:56.437	9	1:59.981	25.148	30.782	26.886	37.165	18:02.856		
10	1:58.337	24.646	30.259	27.092	36.340	19:54.774	10	2:00.095	25.284	30.750	26.905	37.156	20:02.951		
11	1:59.022	24.781	30.319	26.980	36.942	21:53.796	11	1:59.710	25.126	30.470	27.048	37.066	22:02.661		
41	PETR MAYOROV						ESP	77	JAVIER VIGUERAS						ESP
	IGAXTEAM SNIPERS						BEON		IGAXTEAM SNIPERS						BEON
1	2:05.313	29.905	30.977	27.336	37.095	2:05.313	1	2:05.381	30.545	30.387	27.651	36.798	2:05.381		
2	2:00.345	25.941	30.308	27.250	36.846	4:05.658	2	1:59.565	25.717	29.749	27.072	37.027	4:04.946		
3	1:59.786	24.988	30.097	27.375	37.326	6:05.444	3	1:59.562	25.237	30.313	27.132	36.880	6:04.508		
4	1:58.709	24.990	30.103	26.800	36.816	8:04.153	4	1:57.556	24.694	30.232	26.376	36.254	8:02.064		
5	1:58.638	25.022	29.986	26.698	36.932	10:02.791	5	1:57.311	24.761	29.976	26.292	36.282	9:59.375		
6	1:58.243	24.870	30.062	26.866	36.445	12:01.034	6	1:57.121	24.655	29.949	26.349	36.168	11:56.496		
7	1:57.883	24.646	29.949	26.940	36.348	13:58.917	7	1:57.081	24.688	29.860	26.294	36.239	13:53.577		
8	1:59.065	25.026	30.325	27.275	36.439	15:57.982	8	1:57.456	24.593	30.005	26.434	36.424	15:51.033		
9	1:59.065	25.217	29.992	27.033	36.823	17:57.047	9	1:57.569	24.703	30.086	26.431	36.349	17:48.602		
10	1:58.361	24.708	30.098	26.900	36.655	19:55.408	10	1:57.417	24.612	29.972	26.390	36.443	19:46.019		
11	1:58.497	24.808	29.922	26.893	36.874	21:53.905	11	1:57.587	24.874	29.906	26.555	36.252	21:43.606		
44	SANTIAGO IGLESIAS						ESP	80	MARCOS VINAGRE						ESP
	ETG RACING								IGAXTEAM SNIPERS						BEON
1	2:05.151	30.022	30.803	27.085	37.241	2:05.151	1	2:06.134	31.109	30.279	27.504	37.242	2:06.134		
2	1:59.774	25.191	30.489	27.248	36.846	4:04.925	2	1:59.315	25.150	30.095	27.280	36.790	4:05.449		
							3	1:59.026	25.016	30.028	26.963	37.019	6:04.475		



PRE-TALENT

ESBK ESTORIL 19, 20 y 21 JUNIO 2026

CARRERA 1

Vuelta a vuelta

— Vuelta invalidada ■ Mejor Personal ■ Mejor de la sesión B Cruzando por el pit lane

Vlt.	Tiempo	Sector 1	Sector 2	Sector 3	Sector 4	T. Sesión	Vlt.	Tiempo	Sector 1	Sector 2	Sector 3	Sector 4	T. Sesión
4	1:58.093	24.963	30.002	26.692	36.436	8:02.568	9	1:59.158	25.033	30.388	26.970	36.767	17:56.450
5	1:57.354	24.603	29.854	26.495	36.402	9:59.922	10	1:58.862	24.975	30.258	26.860	36.769	19:55.312
6	1:57.050	24.451	29.770	26.401	36.428	11:56.972	11	1:58.430	24.727	29.856	26.772	37.075	21:53.742
7	1:56.881	24.521	29.627	26.469	36.264	13:53.853							
8	1:57.517	24.479	29.878	26.654	36.506	15:51.370							
9	1:57.650	24.699	29.797	26.604	36.550	17:49.020							
10	1:57.259	24.453	29.994	26.362	36.450	19:46.279							
11	1:57.246	24.756	29.733	26.688	36.069	21:43.525							

85 MAICOL COLAZZO

ESP
ETG RACING

1	2:06.791	31.263	30.489	27.385	37.654	2:06.791
2	2:00.138	25.339	30.698	26.863	37.238	4:06.929
3	1:59.108	25.031	30.224	26.957	36.896	6:06.037
4	2:00.037	25.457	30.197	27.001	37.382	8:06.074
5	2:00.366	25.130	30.581	27.050	37.605	10:06.440
6	2:01.628	25.337	30.858	27.450	37.983	12:08.068
7	2:01.951	25.648	30.880	27.211	38.212	14:10.019
8	2:02.510	25.616	31.077	27.487	38.330	16:12.529
9	2:03.474	25.830	31.379	27.598	38.667	18:16.003
10	2:03.496	25.913	31.226	27.684	38.673	20:19.499
11	2:03.653	26.023	31.316	27.745	38.569	22:23.152

86 TIAGO NETO

POR
BEON

1	2:06.900	30.427	30.721	28.279	37.473	2:06.900
2	1:59.380	25.158	30.384	27.004	36.834	4:06.280
3	1:59.565	25.545	30.086	26.845	37.089	6:05.845
4	1:58.804	25.336	29.965	26.764	36.739	8:04.649
5	1:59.262	25.113	30.419	27.026	36.704	10:03.911
6	1:58.849	25.157	30.242	26.638	36.812	12:02.760
7	1:59.883	25.155	30.527	27.225	36.976	14:02.643
8	2:00.392	25.255	30.899	27.138	37.100	16:03.035
9	2:00.000	25.538	30.355	26.994	37.113	18:03.035
10	2:00.075	25.527	30.524	26.923	37.101	20:03.110
11	1:59.481	25.499	30.072	27.205	36.705	22:02.591

91 ETHAN REARDON

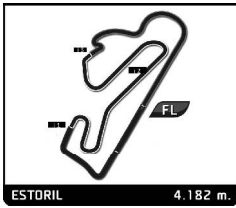
CAN
BEON

1	2:07.859	31.404	31.106	27.436	37.913	2:07.859
2	2:00.824	25.255	30.739	27.314	37.516	4:08.683
3	2:01.177	25.255	30.557	27.437	37.928	6:09.860
4	2:01.610	25.749	30.668	27.372	37.821	8:11.470
5	2:02.050	25.711	31.092	27.493	37.754	10:13.520
6	2:02.362	25.623	31.220	27.458	38.061	12:15.882
7	2:02.538	25.928	31.208	27.364	38.038	14:18.420

97 JASE DILL

USA
FRANDO RACING VHC TEAM LIQUI

1	2:05.226	30.218	30.560	27.259	37.189	2:05.226
2	1:59.786	25.498	30.150	27.352	36.786	4:05.012
3	1:59.573	24.855	30.501	26.926	37.291	6:04.585
4	1:58.673	25.039	29.904	26.987	36.743	8:03.258
5	1:58.554	24.927	30.251	26.929	36.447	10:01.812
6	1:58.547	24.871	30.185	26.503	36.988	12:00.359
7	1:58.310	24.916	29.737	27.050	36.607	13:58.669
8	1:58.623	24.850	30.013	26.937	36.823	15:57.292



PRE-TALENT
ESBK ESTORIL 19, 20 y 21 JUNIO 2026
CARRERA 1

Mejores tiempos de sector

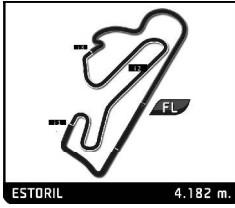
Pos	Sector 1		Sector 2		Sector 3		Sector 4		Pos	Nº	Vuelta Ideal	Mejor Vuelta	
	Nº Piloto	Tiempo	Nº Piloto	Tiempo	Nº Piloto	Tiempo	Nº Piloto	Tiempo					
1	33 A.PEREZ	24.434	80 M.VINAGRE	29.627	77 J.VIGUERAS	26.292	80 M.VINAGRE	36.069	1	80	1:56.509	1:56.881	(1)
2	80 M.VINAGRE	24.451	97 J.DILL	29.737	80 M.VINAGRE	26.362	77 J.VIGUERAS	36.168	2	77	1:56.802	1:57.081	(2)
3	77 J.VIGUERAS	24.593	77 J.VIGUERAS	29.749	97 J.DILL	26.503	44 S.IGLESIAS	36.215	3	97	1:57.414	1:58.310	(8)
4	27 A.CHICHURRI	24.628	55 J.CAGIGAS	29.871	55 J.CAGIGAS	26.630	27 A.CHICHURRI	36.306	4	27	1:57.509	1:58.063	(5)
5	41 P.MAYOROV	24.646	44 S.IGLESIAS	29.902	27 A.CHICHURRI	26.634	55 J.CAGIGAS	36.314	5	41	1:57.614	1:57.883	(3)
6	97 J.DILL	24.727	63 M.JOHNSON	29.907	86 T.NETO	26.638	33 A.PEREZ	36.340	6	33	1:57.727	1:57.942	(4)
7	63 M.JOHNSON	24.880	41 P.MAYOROV	29.922	44 S.IGLESIAS	26.692	41 P.MAYOROV	36.348	7	55	1:57.729	1:58.108	(6)
8	55 J.CAGIGAS	24.914	27 A.CHICHURRI	29.941	41 P.MAYOROV	26.698	97 J.DILL	36.447	8	44	1:57.758	1:58.136	(7)
9	44 S.IGLESIAS	24.949	86 T.NETO	29.965	63 M.JOHNSON	26.791	86 T.NETO	36.704	9	63	1:58.336	1:58.914	(10)
10	85 M.COLAZZO	25.031	33 A.PEREZ	30.092	33 A.PEREZ	26.861	63 M.JOHNSON	36.758	10	86	1:58.420	1:58.804	(9)
11	86 T.NETO	25.113	85 M.COLAZZO	30.197	85 M.COLAZZO	26.863	85 M.COLAZZO	36.896	11	85	1:58.987	1:59.108	(11)
12	14 F.WATSON	25.132	14 F.WATSON	30.385	14 F.WATSON	27.032	91 E.REARDON	37.516	12	14	2:00.158	2:00.158	(12)
13	91 E.REARDON	25.255	91 E.REARDON	30.557	91 E.REARDON	27.314	14 F.WATSON	37.609	13	91	2:00.642	2:00.824	(13)



PRE-TALENT
ESBK ESTORIL 19, 20 y 21 JUNIO 2026
CARRERA 1

Planing

Nº	Pos	Parrilla	Vit.											
			1	2	3	4	5	6	7	8	9	10	11	
80	1	80	44	55	80	77	77	77	77	77	77	77	77	80
97	2	97	44	77	80	80	80	80	80	80	80	80	80	77
77	3	77	41	77	97	55	33	44	55	97	44	55	44	
41	4	41	33	97	55	97	55	33	44	44	33	44	97	
44	5	44	55	33	44	44	44	55	33	33	97	33	55	
63	6	63	77	80	33	33	97	97	97	55	55	97	33	
86	7	86	80	41	41	27	27	27	27	27	41	41	41	
55	8	55	63	63	27	41	41	41	41	41	27	27	27	
33	9	33	85	27	63	86	63	86	86	63	63	63	86	
27	10	27	86	86	86	63	86	63	63	86	86	86	63	
14	11	14	27	85	85	85	85	85	85	85	85	85	85	
91	12	91	91	14	91	14	91	91	91					
22	13	22	14	91	14	14	91	14	14					
85	14	85												

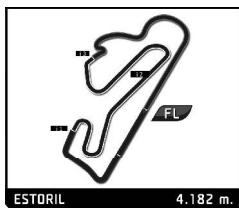


PRE-TALENT

ESBK ESTORIL 19, 20 y 21 JUNIO 2026
Después de CARRERA 1

Velocidad máxima del evento

Nº Piloto	Equipo	Moto	Clase	V.Max	Vlt.	Sesión
41 PETR MAYOROV	IGAXTEAM SNIPERS	BEON	PreT	192.3	3	CARRERA 1
80 MARCOS VINAGRE	IGAXTEAM SNIPERS	BEON	PreT	192.3	3	CARRERA 1
86 TIAGO NETO		BEON	PreT	192.3	5	CARRERA 1
97 JASE DILL	FRANDO RACING VHC TEAM LIQUI MOLY		PreT	192.3	6	CARRERA 1
33 ALEX PEREZ	FAMILY RACING TEAM		PreT	191.9	3	CARRERA 1
55 JOSE LUIS CAGIGAS	ASPAR KSB TECHNICAL ACADEMY	BEON	PreT	189.9	6	LIBRES 4
77 JAVIER VIGUERAS	IGAXTEAM SNIPERS	BEON	PreT	189.9	4	CARRERA 1
85 MAICOL COLAZZO	ETG RACING		PreT	187.7	3	CARRERA 1
27 ALVARO CHICHURRI	ON TIME MOTORSPORT		PreT	187.3	4	CARRERA 1
44 SANTIAGO IGLESIAS	ETG RACING		PreT	187.3	4	CARRERA 1
63 MAVERICK JOHNSON	ASPAR KSB TECHNICAL ACADEMY	BEON	PreT	187.3	8	CARRERA 1
14 FRANKIE RACE WATSON	BRP RACING		PreT	186.4	2	CARRERA 1
91 ETHAN REARDON	PRT GP	BEON	PreT	186.4	3	CARRERA 1
22 MAKAR NOVICHKOV	FRANDO RACING VHC TEAM LIQUI MOLY		PreT	185.1	3	LIBRES 4



PRE-TALENT

ESBK ESTORIL 19, 20 y 21 JUNIO 2026

CARRERA 1

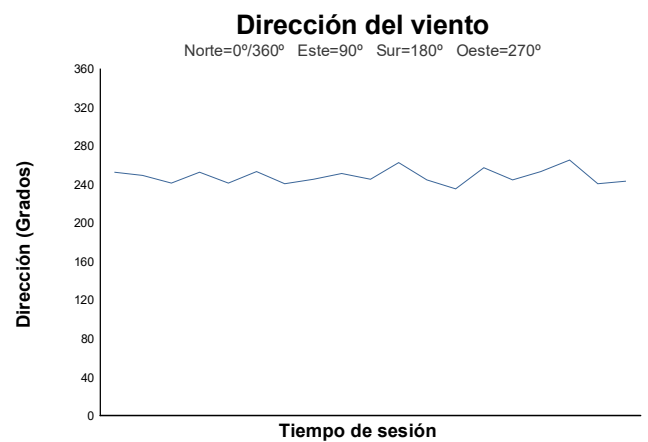
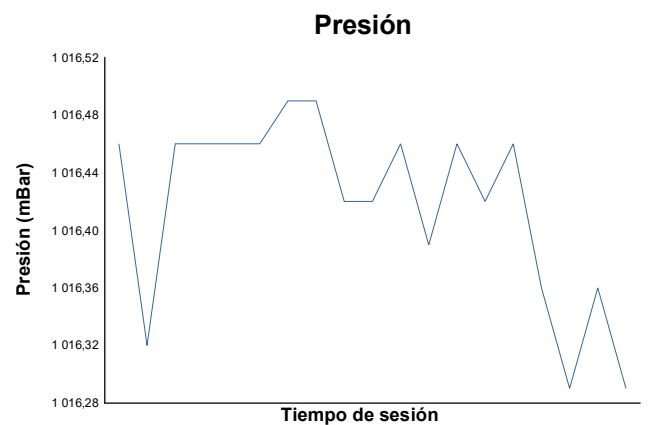
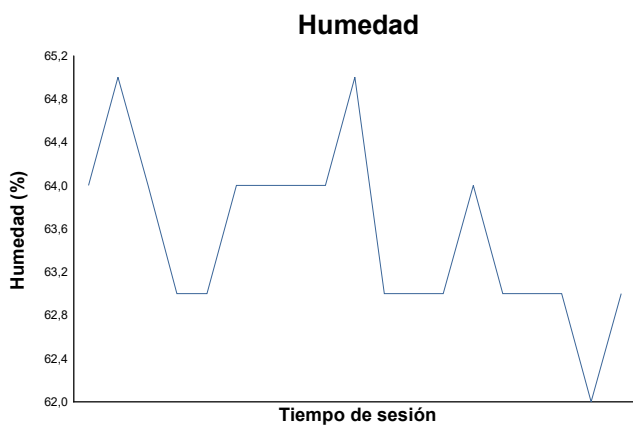
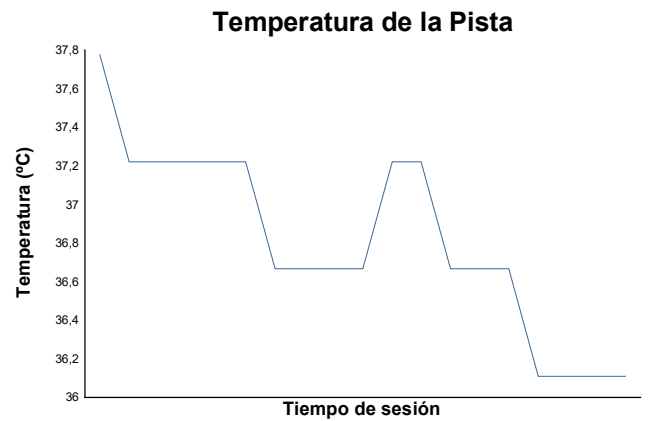
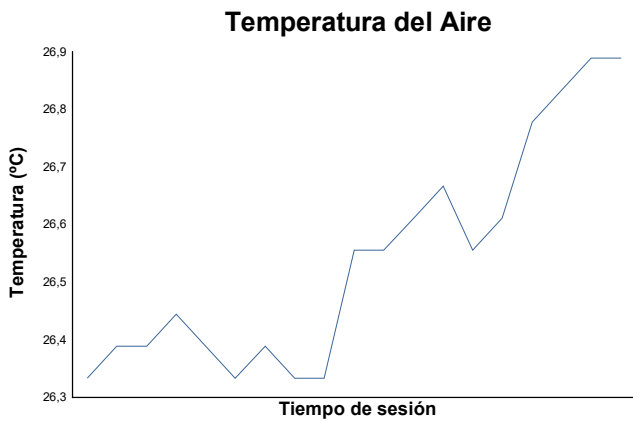
Mejores velocidades máximas

Nº Piloto	Equipo	Clase	V.Max 1		V.Max 2		V.Max 3		V.Max 4		V.Max 5		Pro	
			Km/h	Vlt.	Km/h	Vlt.	Km/h	Vlt.	Km/h	Vlt.	Km/h	Vlt.		
41	PETR MAYOROV	IGAXTEAM SNIPERS	PreT	192.3	3	191.9	9	191.6	8	191.2	5	189.6	10	191,3
80	MARCOS VINAGRE	IGAXTEAM SNIPERS	PreT	192.3	10	192.3	3	191.2	11	191.2	2	190.9	8	191,6
86	TIAGO NETO		PreT	192.3	5	191.9	3	191.2	6	191.2	2	190.3	4	191,4
97	JASE DILL	FRANDO RACING VHC TEAM LIQUI MOLY	PreT	192.3	7	192.3	6	191.6	11	191.6	3	190.9	8	191,7
33	ALEX PEREZ	FAMILY RACING TEAM	PreT	191.9	3	190.9	10	190.6	5	189.6	4	189.0	11	190,4
77	JAVIER VIGUERAS	IGAXTEAM SNIPERS	PreT	189.9	4	189.3	10	188.3	8	188.3	6	187.3	5	188,6
85	MAICOL COLAZZO	ETG RACING	PreT	187.7	3	186.7	2	186.1	4	185.8	5	184.2	6	186,1
27	ALVARO CHICHURRI	ON TIME MOTORSPORT	PreT	187.3	11	187.3	4	187.0	8	187.0	7	187.0	6	187,1
44	SANTIAGO IGLESIAS	ETG RACING	PreT	187.3	4	187.0	5	186.4	6	186.4	3	185.8	11	186,6
63	MAVERICK JOHNSON	ASPAR KSB TECHNICAL ACADEMY	PreT	187.3	8	187.0	5	186.7	7	186.7	6	186.4	2	186,8
55	JOSE LUIS CAGIGAS	ASPAR KSB TECHNICAL ACADEMY	PreT	186.7	5	186.4	11	186.4	4	185.8	10	185.8	6	186,2
14	FRANKIE RACE WATSON	BRP RACING	PreT	186.4	2	182.4	3	181.2	5	178.5	4	176.5	6	181,0
91	ETHAN REARDON	PRT GP	PreT	186.4	3	184.5	2	178.5	6	177.7	4	177.4	5	180,9
22	MAKAR NOVICHKOV	FRANDO RACING VHC TEAM LIQUI MOLY	PreT											



ESBK ESTORIL 19, 20 y 21 JUNIO 2026
PRE-TALENT
CARRERA 1

Informe meteorológico



Estado de pista: **SECO**