



ESBK TALENT

ESBK ESTORIL 19, 20 y 21 JUNIO 2026

CARRERA 2 (14 Vlt., 58,5 km.)

Clasificación

Nº Piloto	Nac	Equipo	Moto	Neum.CI.	Vlts.	Tiempo Total	Dif.	Km/h	Mejor Vuelta			
									Vlt.	Tiempo Km/h		
1	25	SHENGBO SUN	CHN ASPAR KSB TECHNICAL ACADEMY	Pirelli Talent	14	25:13.978	-	139.2	4	1:47.482	140.1	
2	38	ALESSIO ARNOLD	SUI FULLMOTO AC RACING JUNIOR TEAM	HONDA	Pirelli Talent	14	25:19.820	+5.842	138.7	2	1:47.520	140.0
3	22	SEBASTIANO DOSSENA	ITA FULLMOTO AC RACING JUNIOR TEAM	HONDA	Pirelli Talent	14	25:25.923	+11.945	138.1	2	1:47.563	140.0
4	74	FERMIN VALERO	ESP FAMILY RACING TEAM	HONDA	Pirelli Talent	14	25:25.991	+12.013	138.1	2	1:47.546	140.0
5	12	FRANÇOIS FLORIAN	FRA AIPAR ASISTENCIA INTEGRAL	HONDA	Pirelli Talent	14	25:26.050	+12.072	138.1	2	1:47.602	139.9
6	5	DIEGO ANDRES GONZALEZ	VEN IGAXTEAM SNIPERS	HONDA	Pirelli Talent	14	25:26.127	+12.149	138.1	3	1:48.082	139.3
7	55	JIMMY PRIMAUT	FRA MECAPROJETS TEAM ADO	HONDA	Pirelli Talent	14	25:31.047	+17.069	137.7	2	1:48.405	138.9
8	26	MIGUEL ROIG	ESP MIR RACING ASPAR CUP TEAM	HONDA	Pirelli Talent	14	25:31.107	+17.129	137.7	6	1:48.286	139.0
9	24	LUKAS CORNE DE VRIES	NLD MIR RACING ASPAR CUP TEAM	HONDA	Pirelli Talent	14	25:31.130	+17.152	137.7	7	1:48.276	139.0
10	28	RAFAEL BUDGINAITE	LTU MIR RACING ASPAR CUP TEAM	HONDA	Pirelli Talent	14	25:31.689	+17.711	137.6	11	1:48.524	138.7
11	42	MATTEO BERGER	FRA OVER TRACK RACING	HONDA	Pirelli Talent	14	25:46.981	+33.003	136.2	13	1:48.982	138.1
12	85	WILSON DAVIS DILKS	GBR AIPAR	HONDA	Pirelli Talent	14	25:47.037	+33.059	136.2	5	1:49.584	137.4
13	44	IVAN MAYOROV	ESP IGAXTEAM SNIPERS	HONDA	Pirelli Talent	14	25:47.146	+33.168	136.2	2	1:49.434	137.6
14	13	CARMELO GRECO	ESP FULLMOTO AC RACING JUNIOR TEAM	HONDA	Pirelli Talent	14	25:47.467	+33.489	136.2	4	1:49.536	137.4
15	7	ALEXANDRE CABA	POR FLPRACING	HONDA	Pirelli Talent	14	25:47.807	+33.829	136.2	5	1:49.380	137.6
16	54	AIMAR BOLTA	ESP FAMILY RACING TEAM	HONDA	Pirelli Talent	14	25:50.946	+36.968	135.9	2	1:49.672	137.3
17	17	LUKE FITCHETT	GBR BRP RACING	HONDA	Pirelli Talent	14	25:53.963	+39.985	135.6	2	1:49.574	137.4
18	14	GONÇALO DE MELO	POR PRT GP	HONDA	Pirelli Talent	14	26:03.117	+49.139	134.8	2	1:50.814	135.9
19	51	FABIO MEROLA	ITA SUPERHUGO 44 TEAM	HONDA	Pirelli Talent	14	26:17.092	+1:03.114	133.6	3	1:51.175	135.4
20	93	TOMAS MIGUEL SOLIPA	POR ALMA RACING TEAM	HONDA	Pirelli Talent	14	26:17.511	+1:03.533	133.6	13	1:51.015	135.6
21	88	AATOS EINO ARMAS PIIRTINEN	FIN MIR RACING ASPAR CUP TEAM	HONDA	Pirelli Talent	14	26:37.474	+1:23.496	131.9	13	1:52.838	133.4
22	62	TOMAS CANARIAS	POR ROSA COMPETICION / MCL	HONDA	Pirelli Talent	14	26:41.473	+1:27.495	131.6	12	1:53.259	132.9
23	15	YI-SHENG CHEN	TWN H43TEAMNOBBY-BLUMAQ-NKC	HONDA	Pirelli Talent	13	26:54.366	1 Vlt.	121.2	13	1:58.803	126.7

Retirados

30	MAC MACCLUGAGE	USA	ASPAR KSB TECHNICAL ACADEMY	HONDA	Pirelli Talent	4	7:18.724		4	1:47.781	139.7
66	TOMAS TURETTA	ITA	IGAXTEAM SNIPERS	HONDA	Pirelli Talent	3	5:33.082		3	1:48.414	138.9
68	ANDRZEJ KAJETAN KUPCZYNSKI	POL	ETG RACING	HONDA	Pirelli Talent	1	1:52.626				

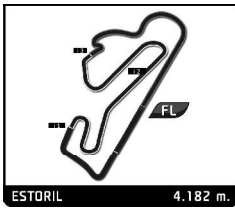
Pole:	SHENGBO SUN		
Vuelta rápida:	Vlt.4	SHENGBO SUN	1:47.482 140.1 Km/h

#74 - Conducción irresponsable, penalización de una Long Lap

Hora de publicación:

Estado de pista: **SECO**

Diretor de Carrera: João Pedro Lima		Timekeeper: Jorge Pinto	
---	--	-----------------------------------	--



ESBK TALENT

ESBK ESTORIL 19, 20 y 21 JUNIO 2026

CARRERA 2 (14 Vlt., 58,5 km.)

Parrilla de salida


15 CHEN, YI-SHENG	26	62 CANARIAS, TOMAS	25	9
88 PIRTTINEN, AATOS EIN	24	93 SOLIPA, TOMAS MIGUEL	23	
54 BOLTA, AIMAR	21	17 FITCHETT, LUKE	20	
14 DE MELO, GONÇALO	18	85 DILKS, WILSON DAVIS	17	
44 MAYOROV, IVAN	15	42 BERGER, MATTEO	14	
66 TURETTA, TOMAS	12	26 ROIG, MIGUEL	11	
24 DE VRIES, LUKAS COR	9	22 DOSSENA, SEBASTIAN	8	
5 GONZALEZ, DIEGO AND	6	30 MACCLUGAGE, MAC	5	
12 FLORIAN, FRANÇOIS	3	68 KUPCZYNSKI, ANDRZE	2	
		25 SUN, SHENGBO	1	1

↓

Pole

Diretor de Carrera:

João Pedro Lima



Timekeeper

Jorge Pinto





ESBK TALENT

ESBK ESTORIL 19, 20 y 21 JUNIO 2026

CARRERA 2

Vuelta a vuelta

— Vuelta invalidada ■ Mejor Personal ■ Mejor de la sesión ■ Cruzando por el pit lane

Vit.	Tiempo	Sector 1	Sector 2	Sector 3	Sector 4	T. Sesión	Vit.	Tiempo	Sector 1	Sector 2	Sector 3	Sector 4	T. Sesión	
5	DIEGO ANDRES GONZALEZ						VEN	4	1:49.536	22.650	27.641	25.049	34.196	7:26.521
	IGAXTEAM SNIPERS						HONDA	5	1:49.616	22.900	27.494	25.270	33.952	9:16.137
1	1:55.133	28.727	27.498	24.917	33.991	1:55.133	6	1:50.672	22.861	28.154	25.350	34.307	11:06.809	
2	1:48.312	22.316	27.113	24.738	34.145	3:43.445	7	1:50.112	23.260	27.493	25.282	34.077	12:56.921	
3	1:48.082	22.201	27.153	24.761	33.967	5:31.527	8	1:49.774	22.732	27.642	25.107	34.293	14:46.695	
4	1:48.126	22.372	27.103	24.709	33.942	7:19.653	9	1:49.688	22.792	27.551	25.013	34.332	16:36.383	
5	1:48.351	22.378	27.277	24.701	33.995	9:08.004	10	1:51.127	22.814	28.164	25.736	34.413	18:27.510	
6	1:48.595	22.346	27.231	24.987	34.031	10:56.599	11	1:49.991	22.828	27.585	25.100	34.478	20:17.501	
7	1:48.854	22.505	27.283	24.801	34.265	12:45.453	12	1:50.155	22.954	27.742	25.160	34.299	22:07.656	
8	1:48.953	22.382	27.425	24.899	34.247	14:34.406	13	1:49.558	22.696	27.598	24.977	34.287	23:57.214	
9	1:49.087	22.565	27.429	24.883	34.210	16:23.493	14	1:50.253	22.964	27.895	24.998	34.396	25:47.467	
10	1:48.870	22.583	27.236	24.860	34.191	18:12.363	14 GONÇALO DE MELO						POR	
11	1:48.395	22.696	27.154	24.724	33.821	20:00.758	PRT GP						HONDA	
12	1:48.219	22.517	27.128	24.670	33.904	21:48.977	1	1:58.961	30.749	28.193	25.435	34.584	1:58.961	
13	1:48.473	22.555	27.063	25.023	33.832	23:37.450	2	1:50.814	22.837	27.915	25.311	34.751	3:49.775	
14	1:48.677	22.299	27.295	24.861	34.222	25:26.127	3	1:51.121	22.989	28.086	25.436	34.610	5:40.896	
7	ALEXANDRE CABA						POR	4	1:51.086	23.026	28.284	25.203	34.573	7:31.982
	FLPRACING						HONDA	5	1:51.192	22.904	28.238	25.397	34.653	9:23.174
1	1:57.673	29.491	28.131	25.812	34.239	1:57.673	6	1:50.906	22.987	28.026	25.318	34.575	11:14.080	
2	1:49.594	22.945	27.395	25.149	34.105	3:47.267	7	1:50.936	22.928	28.090	25.271	34.647	13:05.016	
3	1:50.154	22.764	27.427	25.298	34.665	5:37.421	8	1:50.846	22.976	28.005	25.209	34.656	14:55.862	
4	1:49.416	22.774	27.511	25.219	33.912	7:26.837	9	1:51.103	22.998	28.031	25.303	34.771	16:46.965	
5	1:49.380	22.846	27.416	25.332	33.786	9:16.217	10	1:51.217	22.996	28.133	25.423	34.665	18:38.182	
6	1:50.700	23.260	27.679	25.429	34.332	11:06.917	11	1:51.305	22.927	28.019	25.405	34.954	20:29.487	
7	1:50.031	22.957	27.660	25.467	33.947	12:56.948	12	1:51.281	23.094	28.046	25.249	34.892	22:20.768	
8	1:50.124	23.363	27.563	25.115	34.083	14:47.072	13	1:51.272	23.123	27.976	25.406	34.767	24:12.040	
9	1:49.493	22.807	27.418	25.367	33.901	16:36.565	14	1:51.077	23.026	27.943	25.330	34.778	26:03.117	
10	1:51.015	23.060	27.844	25.659	34.452	18:27.580	15 YI-SHENG CHEN						TWN	
11	1:50.000	22.758	27.693	25.261	34.288	20:17.580	H43TEAMNOBBY-BLUMAQ-NKC						HONDA	
12	1:50.316	22.762	28.083	25.335	34.136	22:07.896	1	2:09.328	32.154	30.540	28.550	38.084	2:09.328	
13	1:49.809	22.683	27.589	25.380	34.157	23:57.705	2	2:01.834	25.813	30.474	27.828	37.719	4:11.162	
14	1:50.102	22.967	27.581	25.220	34.334	25:47.807	3	2:01.949	25.572	30.654	28.268	37.455	6:13.111	
12	FRANÇOIS FLORIAN						FRA	4	2:01.957	25.683	30.307	28.295	37.672	8:15.068
	AIPAR ASISTENCIA INTEGRAL							5	2:00.892	25.710	30.151	27.830	37.201	10:15.960
1	1:54.052	28.417	27.344	24.640	33.651	1:54.052	6	1:59.994	25.489	29.708	27.848	36.949	12:15.954	
2	1:47.602	22.479	27.172	24.467	33.484	3:41.654	7	2:00.406	25.239	29.890	28.014	37.263	14:16.360	
3	1:47.969	22.473	27.321	24.511	33.664	5:29.623	8	2:00.230	25.309	30.088	27.818	37.015	16:16.590	
4	1:47.920	22.431	27.228	24.540	33.721	7:17.543	9	2:16.914	38.402	30.045	28.036	40.431	18:33.504	
5	1:48.182	22.492	27.356	24.552	33.782	9:05.725	10	2:17.393	25.105	30.296	44.704	37.288	20:50.897	
6	1:48.301	22.484	27.329	24.613	33.875	10:54.026	11	1:59.313	25.043	29.793	27.610	36.867	22:50.210	
7	1:48.692	22.760	27.319	24.599	34.014	12:42.718	12	2:05.353	30.320	29.945	27.702	37.386	24:55.563	
8	1:48.721	22.454	27.519	24.761	33.987	14:31.439	13	1:58.803	25.188	29.463	27.419	36.733	26:54.366	
9	1:49.113	22.530	27.457	24.969	34.157	16:20.552	17 LUKE FITCHETT						GBR	
10	1:49.273	22.691	27.542	24.753	34.287	18:09.825	BRP RACING							
11	1:49.025	22.625	27.517	24.808	34.075	19:58.850	1	1:58.095	29.905	28.039	25.805	34.346	1:58.095	
12	1:49.498	22.623	27.387	24.736	34.752	21:48.348	2	1:49.574	22.731	27.510	25.147	34.186	3:47.669	
13	1:48.849	22.675	27.481	24.882	33.811	23:37.197	3	1:50.247	22.834	27.598	25.139	34.676	5:37.916	
14	1:48.853	22.414	27.375	24.672	34.392	25:26.050	4	1:50.489	23.039	27.845	25.348	34.257	7:28.405	
13	CARMELO GRECO						ESP	5	1:50.002	22.837	27.740	25.257	34.168	9:18.407
	FULLMOTO AC RACING JUNIOR TE						HONDA	6	1:50.410	23.095	27.849	25.203	34.263	11:08.817
1	1:57.336	29.790	27.858	25.303	34.385	1:57.336	7	1:49.941	22.929	27.773	25.074	34.165	12:58.758	
2	1:49.542	22.538	27.425	25.243	34.336	3:46.878	8	1:49.672	22.844	27.627	24.983	34.218	14:48.430	
3	1:50.107	22.759	27.510	25.364	34.474	5:36.985	9	1:49.936	23.088	27.689	25.018	34.141	16:38.366	
							10	1:50.936	23.026	27.964	25.138	34.808	18:29.302	



ESBK TALENT

ESBK ESTORIL 19, 20 y 21 JUNIO 2026

CARRERA 2

Vuelta a vuelta

— Vuelta invalidada ■ Mejor Personal ■ Mejor de la sesión B Cruzando por el pit lane

Vlt.	Tiempo	Sector 1	Sector 2	Sector 3	Sector 4	T. Sesión	Vlt.	Tiempo	Sector 1	Sector 2	Sector 3	Sector 4	T. Sesión
11	1:50.680	23.142	27.852	25.278	34.408	20:19.982							
12	1:50.896	23.121	27.880	25.202	34.693	22:10.878							
13	1:51.810	23.364	28.296	25.329	34.821	24:02.688							
14	1:51.275	23.269	28.023	25.314	34.669	25:53.963							

22 SEBASTIANO DOSSENA							ITA						
FULLMOTO AC RACING JUNIOR TE							HONDA						
1	1:54.400	28.393	27.483	24.849	33.675	1:54.400							
2	1:47.563	22.440	26.974	24.645	33.504	3:41.963							
3	1:48.516	22.426	27.159	24.646	34.285	5:30.479							
4	1:48.299	22.792	27.052	24.953	33.502	7:18.778							
5	1:48.113	22.364	27.372	24.688	33.689	9:06.891							
6	1:47.780	22.374	26.963	24.749	33.694	10:54.671							
7	1:48.151	22.494	27.079	24.751	33.827	12:42.822							
8	1:48.709	22.549	27.451	24.868	33.841	14:31.531							
9	1:48.973	22.820	27.252	24.987	33.914	16:20.504							
10	1:49.394	22.757	27.661	24.919	34.057	18:09.898							
11	1:49.021	22.696	27.478	24.908	33.939	19:58.919							
12	1:49.523	22.711	27.335	24.809	34.668	21:48.442							
13	1:49.057	22.952	27.238	25.141	33.726	23:37.499							
14	1:48.424	22.436	27.182	24.922	33.884	25:25.923							

24 LUKAS CORNE DE VRIES							NLD						
MIR RACING ASPAR CUP TEAM							HONDA						
1	1:56.398	28.781	27.869	25.462	34.286	1:56.398							
2	1:49.182	22.795	27.526	24.931	33.930	3:45.580							
3	1:48.818	22.668	27.460	24.812	33.878	5:34.398							
4	1:48.955	22.472	27.392	25.173	33.918	7:23.353							
5	1:48.678	22.594	27.487	24.819	33.778	9:12.031							
6	1:48.502	22.414	27.427	24.755	33.906	11:00.533							
7	1:48.276	22.381	27.342	24.689	33.864	12:48.809							
8	1:48.748	22.629	27.387	24.931	33.801	14:37.557							
9	1:48.885	22.585	27.458	24.800	34.042	16:26.442							
10	1:49.373	22.893	27.561	25.004	33.915	18:15.815							
11	1:48.418	22.493	27.406	24.630	33.889	20:04.233							
12	1:48.659	22.496	27.245	24.818	34.100	21:52.892							
13	1:49.557	22.797	27.421	25.085	34.254	23:42.449							
14	1:48.681	22.497	27.368	24.995	33.821	25:31.130							

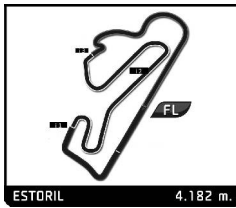
25 SHENGBO SUN							CHN						
ASPAR KSB TECHNICAL ACADEMY													
1	1:52.078	26.843	27.268	24.421	33.546	1:52.078							
2	1:47.623	22.347	27.187	24.522	33.567	3:39.701							
3	1:47.561	22.274	27.236	24.531	33.520	5:27.262							
4	1:47.482	22.330	27.131	24.552	33.469	7:14.744							
5	1:47.509	22.226	27.346	24.411	33.526	9:02.253							
6	1:47.702	22.410	27.158	24.471	33.663	10:49.955							
7	1:47.622	22.333	27.207	24.443	33.639	12:37.577							
8	1:47.533	22.410	27.177	24.413	33.533	14:25.110							
9	1:47.495	22.256	27.164	24.380	33.695	16:12.605							
10	1:47.917	22.389	27.373	24.436	33.719	18:00.522							
11	1:47.979	22.415	27.322	24.586	33.656	19:48.501							
12	1:47.820	22.449	27.179	24.518	33.674	21:36.321							
13	1:48.175	22.544	27.280	24.587	33.764	23:24.496							
14	1:49.482	22.700	27.417	24.736	34.629	25:13.978							

26 MIGUEL ROIG							ESP						
MIR RACING ASPAR CUP TEAM							HONDA						
1	1:56.406	29.040	27.869	25.108	34.389	1:56.406							
2	1:49.170	22.757	27.405	24.913	34.095	3:45.576							
3	1:48.681	22.558	27.255	24.903	33.965	5:34.257							
4	1:49.252	22.575	27.348	25.202	34.127	7:23.509							
5	1:48.305	22.393	27.424	24.782	33.706	9:11.814							
6	1:48.286	22.360	27.278	25.082	33.566	11:00.100							
7	1:48.579	22.370	27.245	24.975	33.989	12:48.679							
8	1:48.804	22.452	27.208	25.195	33.949	14:37.483							
9	1:49.217	22.563	27.504	25.302	33.848	16:26.700							
10	1:48.766	22.487	27.345	25.018	33.916	18:15.466							
11	1:48.539	22.400	27.314	24.796	34.029	20:04.005							
12	1:49.178	22.661	27.364	25.216	33.937	21:53.183							
13	1:49.200	22.693	27.271	24.960	34.276	23:42.383							
14	1:48.724	22.471	27.280	24.772	34.201	25:31.107							

28 RAFAEL BUDGINAITE							LTU						
MIR RACING ASPAR CUP TEAM													
1	1:55.619	29.147	27.659	25.020	33.793	1:55.619							
2	1:49.076	22.486	27.633	25.011	33.946	3:44.695							
3	1:48.635	22.656	27.307	24.930	33.742	5:33.330							
4	1:48.972	22.715	27.491	24.962	33.804	7:22.302							
5	1:49.129	22.743	27.487	25.031	33.868	9:11.431							
6	1:48.671	22.655	27.349	24.871	33.796	11:00.102							
7	1:48.652	22.517	27.287	24.923	33.925	12:48.754							
8	1:48.864	22.580	27.282	25.039	33.963	14:37.618							
9	1:49.440	22.722	27.355	25.260	34.103	16:27.058							
10	1:48.714	22.610	27.202	24.905	33.997	18:15.772							
11	1:48.524	22.705	27.294	24.761	33.764	20:04.296							
12	1:49.108	22.684	27.280	25.142	34.002	21:53.404							
13	1:49.059	22.654	27.175	25.216	34.014	23:42.463							
14	1:49.226	22.771	27.258	25.065	34.132	25:31.689							

30 MAC MACCLUGAGE							USA						
ASPAR KSB TECHNICAL ACADEMY							HONDA						
1	1:54.668	28.562	27.276	25.011	33.819	1:54.668							
2	1:48.055	22.300	27.178	24.961	33.616	3:42.723							
3	1:48.220	22.436	27.134	24.913	33.737	5:30.943							
4	1:47.781	22.426	26.946	24.697	33.712	7:18.724							

38 ALESSIO ARNOLD							SUI						
FULLMOTO AC RACING JUNIOR TE							HONDA						
1	1:53.091	27.603	27.111	24.703	33.674	1:53.091							
2	1:47.520	22.353	27.009	24.492	33.666	3:40.611							
3	1:47.821	22.288	27.100	24.687	33.746	5:28.432							
4	1:47.853	22.297	27.182	24.572	33.802	7:16.285							
5	1:47.788	22.228	27.197	24.543	33.820	9:04.073							
6	1:48.089	22.358	27.149	24.716	33.866	10:52.162							
7	1:47.872	22.271	27.168	24.654	33.779	12:40.034							
8	1:48.062	22.357	27.200	24.693	33.812	14:28.096							
9	1:48.112	22.396	27.163	24.701	33.852	16:16.208							
10	1:48.045	22.356	27.204	24.632	33.853	18:04.253							
11	1:48.757	22.263	27.155	25.464	33.875	19:53.010							
12	1:48.479	22.320	27.151	24.922	34.086	21:41.489							
13	1:48.963	22.500	27.343	24.882	34.238	23:30.452							



ESBK TALENT

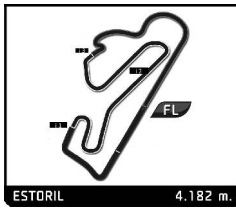
ESBK ESTORIL 19, 20 y 21 JUNIO 2026

CARRERA 2

Vuelta a vuelta

— Vuelta invalidada ■ Mejor Personal ■ Mejor de la sesión ■ Cruzando por el pit lane

Vlt.	Tiempo	Sector 1	Sector 2	Sector 3	Sector 4	T. Sesión	Vlt.	Tiempo	Sector 1	Sector 2	Sector 3	Sector 4	T. Sesión		
42	MATTEO BERGER						FRA	3	1:50.493	23.079	27.532	25.275	34.607	5:37.669	
	OVER TRACK RACING						HONDA	4	1:50.145	23.133	27.377	25.463	34.172	7:27.814	
1	1:56.622	29.193	27.889	25.362	34.178	1:56.622	5	1:50.209	22.775	27.685	25.422	34.327	9:18.023		
2	1:49.853	22.797	27.495	25.491	34.070	3:46.475	6	1:50.225	22.925	27.573	25.326	34.401	11:08.248		
3	1:51.300	22.945	27.521	25.761	35.073	5:37.775	7	1:50.161	22.846	27.676	25.259	34.380	12:58.409		
4	1:49.500	22.788	27.508	25.198	34.006	7:27.275	8	1:49.726	22.778	27.539	25.173	34.236	14:48.135		
5	1:49.154	22.679	27.421	25.226	33.828	9:16.429	9	1:49.967	22.809	27.482	25.162	34.514	16:38.102		
6	1:50.400	23.219	27.570	25.616	33.995	11:06.829	10	1:50.780	23.061	27.726	25.403	34.590	18:28.882		
7	1:49.791	22.891	27.484	25.222	34.194	12:56.620	11	1:50.249	22.899	27.620	25.313	34.417	20:19.131		
8	1:49.694	22.701	27.800	25.069	34.124	14:46.314	12	1:50.131	22.968	27.623	25.181	34.359	22:09.262		
9	1:49.589	22.782	27.614	24.930	34.263	16:35.903	13	1:50.584	22.956	27.691	25.430	34.507	23:59.846		
10	1:49.698	22.859	27.507	25.082	34.250	18:25.601	14	1:51.100	22.956	27.783	25.562	34.799	25:50.946		
11	1:53.632	22.749	27.955	28.705	34.223	20:19.233									
12	1:49.040	22.649	27.527	24.973	33.891	22:08.273									
13	1:48.982	22.580	27.371	24.995	34.036	23:57.255									
14	1:49.726	22.827	27.887	24.898	34.114	25:46.981									
44	IVAN MAYOROV						ESP	55	JIMMY PRIMAUT						FRA
	IGAXTEAM SNIPERS						HONDA		MECAPROJETS TEAM ADO						HONDA
1	1:56.948	29.326	28.080	25.377	34.165	1:56.948	1	1:55.150	28.670	27.520	25.234	33.726	1:55.150		
2	1:49.434	22.712	27.410	25.159	34.153	3:46.382	2	1:48.405	22.511	27.293	24.923	33.678	3:43.555		
3	1:50.098	22.881	27.751	25.219	34.247	5:36.480	3	1:48.429	22.368	27.360	24.925	33.776	5:31.984		
4	1:49.846	22.999	27.666	24.856	34.325	7:26.326	4	1:49.275	22.379	27.286	25.656	33.954	7:21.259		
5	1:49.837	23.193	27.463	24.931	34.250	9:16.163	5	1:49.100	22.548	27.664	24.987	33.901	9:10.359		
6	1:50.321	22.952	27.837	25.036	34.496	11:06.484	6	1:48.954	22.461	27.606	24.908	33.979	10:59.313		
7	1:50.287	22.976	27.690	24.996	34.625	12:56.771	7	1:49.093	22.512	27.672	25.017	33.892	12:48.406		
8	1:50.065	22.922	27.724	25.162	34.257	14:46.836	8	1:48.859	22.444	27.520	24.958	33.937	14:37.265		
9	1:49.470	22.694	27.400	24.890	34.486	16:36.306	9	1:49.319	22.624	27.681	25.138	33.876	16:26.584		
10	1:49.748	22.926	27.617	24.934	34.271	18:26.054	10	1:49.003	22.443	27.519	25.082	33.959	18:15.587		
11	1:50.644	22.723	27.844	25.305	34.772	20:16.698	11	1:48.439	22.555	27.323	24.785	33.776	20:04.026		
12	1:50.280	23.226	27.644	24.962	34.448	22:06.978	12	1:48.879	22.416	27.499	25.094	33.870	21:52.905		
13	1:50.231	22.963	27.679	24.928	34.661	23:57.209	13	1:49.298	22.536	27.577	24.902	34.283	23:42.203		
14	1:49.937	23.190	27.793	24.950	34.004	25:47.146	14	1:48.844	22.522	27.485	25.016	33.821	25:31.047		
51	FABIO MEROLA						ITA	62	TOMAS CANARIAS						POR
	SUPERHUGO 44 TEAM								ROSA COMPETICION / MCL						
1	1:59.325	31.042	27.954	25.728	34.601	1:59.325	1	2:01.109	30.606	28.317	26.471	35.715	2:01.109		
2	1:51.347	22.962	27.945	25.575	34.865	3:50.672	2	1:54.392	23.598	28.478	26.093	36.223	3:55.501		
3	1:51.175	23.082	28.042	25.545	34.506	5:41.847	3	1:53.912	23.764	28.376	26.065	35.707	5:49.413		
4	1:51.657	23.204	28.139	25.550	34.764	7:33.504	4	1:53.764	24.021	28.170	25.950	35.623	7:43.177		
5	1:51.645	22.948	28.202	25.621	34.874	9:25.149	5	1:53.393	23.652	28.364	25.970	35.407	9:36.570		
6	1:51.699	23.070	28.174	25.489	34.966	11:16.848	6	1:54.586	23.757	28.430	26.542	35.857	11:31.156		
7	1:52.548	23.128	28.304	25.925	35.191	13:09.396	7	1:53.582	23.672	28.405	25.866	35.639	13:24.738		
8	1:52.380	23.308	28.404	25.745	34.923	15:01.776	8	1:53.739	23.671	28.443	25.995	35.630	15:18.477		
9	1:52.720	23.348	28.549	25.531	35.292	16:54.496	9	1:53.374	23.698	28.247	25.934	35.495	17:11.851		
10	1:52.134	23.153	28.160	25.806	35.015	18:46.630	10	1:54.358	23.726	28.475	26.107	36.050	19:06.209		
11	1:52.875	23.483	28.335	25.974	35.083	20:39.505	11	1:53.491	23.781	28.241	25.950	35.519	20:59.700		
12	1:52.809	23.457	28.446	25.702	35.204	22:32.314	12	1:53.259	23.644	28.242	25.715	35.658	22:52.959		
13	1:52.476	23.341	28.325	25.652	35.158	24:24.790	13	1:53.310	23.721	28.222	25.684	35.683	24:46.269		
14	1:52.302	23.246	28.260	25.631	35.165	26:17.092	14	1:55.204	23.792	28.612	26.429	36.371	26:41.473		
54	AIMAR BOLTA						ESP	66	TOMAS TURETTA						ITA
	FAMILY RACING TEAM								IGAXTEAM SNIPERS						HONDA
1	1:57.504	29.782	27.991	25.579	34.152	1:57.504	1	1:55.572	28.925	27.670	25.114	33.863	1:55.572		
2	1:49.672	22.858	27.365	25.181	34.268	3:47.176	2	1:49.096	22.471	27.760	25.113	33.752	3:44.668		
							3	1:48.414	22.524	27.235	24.879	33.776	5:33.082		
68	ANDRZEJ KAJETAN KUPCZYNSKI						POL								
	ETG RACING														
1	1:52.626	27.453	27.273	24.447	33.453	1:52.626									



ESBK TALENT

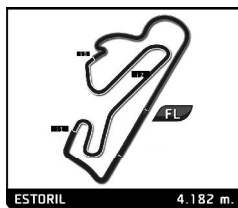
ESBK ESTORIL 19, 20 y 21 JUNIO 2026

CARRERA 2

Vuelta a vuelta

— Vuelta invalidada ■ Mejor Personal ■ Mejor de la sesión B Cruzando por el pit lane

Vlt.	Tiempo	Sector 1	Sector 2	Sector 3	Sector 4	T. Sesión	Vlt.	Tiempo	Sector 1	Sector 2	Sector 3	Sector 4	T. Sesión	
74	FERMIN VALERO						ESP	4	1:52.091	23.318	28.125	25.660	34.988	7:38.997
	FAMILY RACING TEAM						HONDA	5	1:51.932	23.299	28.124	25.410	35.099	9:30.929
1	1:53.204	27.434	27.397	24.760	33.613	1:53.204	6	1:52.346	23.293	28.147	25.742	35.164	11:23.275	
2	1:47.546	22.503	27.062	24.344	33.637	3:40.750	7	1:52.361	23.411	28.200	25.693	35.057	13:15.636	
3	1:49.791	23.641	27.265	24.669	34.216	5:30.541	8	1:52.195	23.472	28.142	25.475	35.106	15:07.831	
4	1:47.914	22.591	27.098	24.394	33.831	7:18.455	9	1:52.015	23.344	28.160	25.614	34.897	16:59.846	
5	1:48.118	22.487	27.471	24.433	33.727	9:06.573	10	1:51.858	23.263	27.936	25.727	34.932	18:51.704	
6	1:47.590	22.379	27.072	24.392	33.747	10:54.163	11	1:51.352	23.238	27.919	25.463	34.732	20:43.056	
7	1:48.348	22.557	27.256	24.621	33.914	12:42.511	12	1:51.435	23.288	28.061	25.304	34.782	22:34.491	
8	1:48.857	22.623	27.358	24.889	33.987	14:31.368	13	1:51.015	23.152	27.868	25.319	34.676	24:25.506	
9	1:49.024	22.839	27.284	24.802	34.099	16:20.392	14	1:52.005	23.085	27.993	25.564	35.363	26:17.511	
10	1:52.081	22.723	27.631	27.634	34.093	18:12.473								
11	1:48.257	22.488	27.173	24.601	33.995	20:00.730								
12	1:48.014	22.437	27.154	24.497	33.926	21:48.744								
13	1:48.419	22.513	27.235	24.751	33.920	23:37.163								
14	1:48.828	22.425	27.439	24.718	34.246	25:25.991								
85	WILSON DAVIS DILKS						GBR							
	AIPAR						HONDA							
1	1:56.883	29.282	28.091	25.298	34.212	1:56.883								
2	1:49.993	22.958	27.409	25.427	34.199	3:46.876								
3	1:49.785	22.903	27.359	25.287	34.236	5:36.661								
4	1:49.806	22.768	27.487	25.019	34.532	7:26.467								
5	1:49.584	22.774	27.470	24.968	34.372	9:16.051								
6	1:50.766	23.345	27.632	25.273	34.516	11:06.817								
7	1:50.414	23.425	27.477	25.409	34.103	12:57.231								
8	1:49.808	22.948	27.304	25.281	34.275	14:47.039								
9	1:49.378	23.044	27.246	24.897	34.191	16:36.417								
10	1:50.661	22.746	27.670	25.851	34.394	18:27.078								
11	1:49.760	22.698	27.589	25.107	34.366	20:16.838								
12	1:49.985	22.951	27.411	25.079	34.544	22:06.823								
13	1:50.136	22.972	27.539	25.002	34.623	23:56.959								
14	1:50.078	23.001	27.493	25.000	34.584	25:47.037								
88	AATOS EINO ARMAS PIIRTINEN						FIN							
	MIR RACING ASPAR CUP TEAM						HONDA							
1	2:01.368	30.724	28.968	26.660	35.016	2:01.368								
2	1:54.000	23.495	28.494	26.313	35.698	3:55.368								
3	1:53.048	23.540	28.340	25.982	35.186	5:48.416								
4	1:53.909	23.868	28.617	26.102	35.322	7:42.325								
5	1:53.994	23.866	28.628	26.035	35.465	9:36.319								
6	1:54.136	23.736	28.480	26.503	35.417	11:30.455								
7	1:53.604	23.597	28.565	26.030	35.412	13:24.059								
8	1:53.877	23.595	28.533	26.058	35.691	15:17.936								
9	1:53.555	23.715	28.422	26.030	35.388	17:11.491								
10	1:53.245	23.512	28.468	25.981	35.284	19:04.736								
11	1:53.419	23.683	28.303	26.106	35.327	20:58.155								
12	1:53.473	23.614	28.583	26.091	35.185	22:51.628								
13	1:52.838	23.498	28.291	25.861	35.188	24:44.466								
14	1:53.008	23.479	28.308	25.875	35.346	26:37.474								
93	TOMAS MIGUEL SOLIPA						POR							
	ALMA RACING TEAM						HONDA							
1	2:01.246	31.228	28.583	26.105	35.330	2:01.246								
2	1:53.487	23.895	28.275	25.898	35.419	3:54.733								
3	1:52.173	23.269	28.053	25.747	35.104	5:46.906								



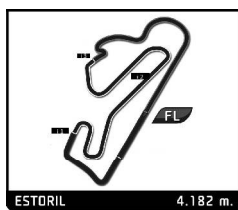
ESBK TALENT

ESBK ESTORIL 19, 20 y 21 JUNIO 2026

CARRERA 2

Mejores tiempos de sector

Sector 1			Sector 2			Sector 3			Sector 4			Vuelta		Mejor Vuelta
Pos	Nº Piloto	Tiempo	Nº Piloto	Tiempo	Nº Piloto	Tiempo	Nº Piloto	Tiempo	Pos	Nº	Ideal			
1	5 D.GONZALEZ	22.201	30 M.MACCLUGAGE	26.946	74 F.VALERO	24.344	68 A.KUPCZYNSKI	33.453	1	68	1:47.196			
2	25 S.SUN	22.226	22 S.DOSSENA	26.963	68 A.KUPCZYNSKI	24.358	25 S.SUN	33.469	2	25	1:47.206	1:47.482 (1)		
3	38 A.ARNOLD	22.228	38 A.ARNOLD	27.009	25 S.SUN	24.380	12 F.FLORIAN	33.484	3	38	1:47.395	1:47.520 (2)		
4	30 M.MACCLUGAGE	22.261	74 F.VALERO	27.062	12 F.FLORIAN	24.467	22 S.DOSSENA	33.502	4	74	1:47.398	1:47.546 (3)		
5	68 A.KUPCZYNSKI	22.290	5 D.GONZALEZ	27.063	38 A.ARNOLD	24.492	26 M.ROIG	33.566	5	22	1:47.474	1:47.563 (4)		
6	26 M.ROIG	22.360	68 A.KUPCZYNSKI	27.095	24 L.DE VRIES	24.630	74 F.VALERO	33.613	6	30	1:47.520	1:47.781 (6)		
7	22 S.DOSSENA	22.364	25 S.SUN	27.131	22 S.DOSSENA	24.645	30 M.MACCLUGAGE	33.616	7	12	1:47.537	1:47.602 (5)		
8	55 J.PRIMAUT	22.368	12 F.FLORIAN	27.172	5 D.GONZALEZ	24.670	38 A.ARNOLD	33.666	8	5	1:47.755	1:48.082 (7)		
9	74 F.VALERO	22.379	28 R.BUDGINAITE	27.175	30 M.MACCLUGAGE	24.697	55 J.PRIMAUT	33.678	9	26	1:47.906	1:48.286 (9)		
10	24 L.DE VRIES	22.381	26 M.ROIG	27.208	28 R.BUDGINAITE	24.761	28 R.BUDGINAITE	33.742	10	24	1:48.057	1:48.276 (8)		
11	12 F.FLORIAN	22.414	66 T.TURETTA	27.235	26 M.ROIG	24.772	66 T.TURETTA	33.752	11	55	1:48.117	1:48.405 (10)		
12	66 T.TURETTA	22.471	24 L.DE VRIES	27.245	55 J.PRIMAUT	24.785	7 A.CABA	33.786	12	28	1:48.164	1:48.524 (12)		
13	28 R.BUDGINAITE	22.486	85 W.DILKS	27.246	44 I.MAYOROV	24.856	24 L.DE VRIES	33.801	13	66	1:48.337	1:48.414 (11)		
14	13 C.GRECO	22.538	55 J.PRIMAUT	27.286	66 T.TURETTA	24.879	5 D.GONZALEZ	33.821	14	42	1:48.677	1:48.982 (13)		
15	42 M.BERGER	22.580	54 A.BOLTA	27.365	85 W.DILKS	24.897	42 M.BERGER	33.828	15	85	1:48.944	1:49.584 (18)		
16	7 A.CABA	22.683	42 M.BERGER	27.371	42 M.BERGER	24.898	13 C.GRECO	33.952	16	44	1:48.954	1:49.434 (15)		
17	44 I.MAYOROV	22.694	7 A.CABA	27.395	13 C.GRECO	24.977	44 I.MAYOROV	34.004	17	13	1:48.960	1:49.536 (16)		
18	85 W.DILKS	22.698	44 I.MAYOROV	27.400	17 L.FITCHETT	24.983	85 W.DILKS	34.103	18	7	1:48.979	1:49.380 (14)		
19	17 L.FITCHETT	22.731	13 C.GRECO	27.493	7 A.CABA	25.115	17 L.FITCHETT	34.141	19	17	1:49.365	1:49.574 (17)		
20	54 A.BOLTA	22.775	17 L.FITCHETT	27.510	54 A.BOLTA	25.162	54 A.BOLTA	34.152	20	54	1:49.454	1:49.672 (19)		
21	14 G.DE MELO	22.837	93 T.SOLIPA	27.868	14 G.DE MELO	25.203	51 F.MEROLA	34.506	21	14	1:50.528	1:50.814 (20)		
22	51 F.MEROLA	22.948	14 G.DE MELO	27.915	93 T.SOLIPA	25.304	14 G.DE MELO	34.573	22	51	1:50.888	1:51.175 (22)		
23	93 T.SOLIPA	23.085	51 F.MEROLA	27.945	51 F.MEROLA	25.489	93 T.SOLIPA	34.676	23	93	1:50.933	1:51.015 (21)		
24	88 A.PIRTINEN	23.479	62 T.CANARIAS	28.170	62 T.CANARIAS	25.684	88 A.PIRTINEN	35.016	24	88	1:52.647	1:52.838 (23)		
25	62 T.CANARIAS	23.598	88 A.PIRTINEN	28.291	88 A.PIRTINEN	25.861	62 T.CANARIAS	35.407	25	62	1:52.859	1:53.259 (24)		
26	15 Y.CHEN	25.043	15 Y.CHEN	29.463	15 Y.CHEN	27.419	15 Y.CHEN	36.733	26	15	1:58.658	1:58.803 (25)		



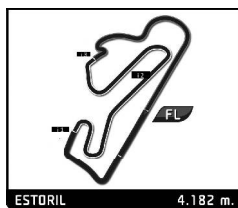
ESBK TALENT

ESBK ESTORIL 19, 20 y 21 JUNIO 2026

CARRERA 2

Planing

Nº	Pos	Parrilla	Vit.													
			1	2	3	4	5	6	7	8	9	10	11	12	13	14
25	1	25	25	25	25	25	25	25	25	25	25	25	25	25	25	
68	2	68	68	38	38	38	38	38	38	38	38	38	38	38	38	
12	3	12	38	74	12	12	12	12	74	74	74	12	12	12	74	
74	4	74	74	12	22	74	74	74	12	12	22	22	22	22	12	
30	5	30	12	22	74	30	22	22	22	12	5	74	74	5	12	
5	6	5	22	30	30	22	5	5	5	5	5	74	5	5	22	
55	7	55	30	5	5	5	55	55	55	55	24	26	26	24	55	
22	8	22	5	55	55	55	28	26	26	26	55	55	55	55	26	
24	9	24	55	66	66	28	26	28	28	24	26	28	24	26	24	
38	10	38	66	28	28	24	24	24	24	28	28	24	28	28	28	
26	11	26	28	26	26	26	85	44	42	42	42	42	44	85	42	
66	12	66	24	24	24	44	13	13	44	13	44	44	85	44	85	
28	13	28	26	44	44	85	44	85	13	44	13	85	13	13	44	
42	14	42	42	42	85	13	7	42	7	85	85	13	7	7	42	
44	15	44	85	85	13	7	42	7	85	7	7	7	54	42	7	
7	16	7	44	13	7	42	54	54	54	54	54	54	42	54	54	
85	17	85	13	54	54	54	17	17	17	17	17	17	17	17	17	
14	18	14	54	7	42	17	14	14	14	14	14	14	14	14	14	
13	19	13	7	17	17	14	51	51	51	51	51	51	51	51	51	
17	20	17	17	14	14	51	93	93	93	93	93	93	93	93	93	
54	21	54	14	51	51	93	88	88	88	88	88	88	88	88	88	
51	22	51	51	93	93	88	62	62	62	62	62	62	62	62	62	
93	23	93	62	88	88	62	15	15	15	15	15	15	15	15	15	
88	24	88	93	62	62	15										
62	25	62	88	15	15											
15	26	15	15													



ESBK TALENT

ESBK ESTORIL 19, 20 y 21 JUNIO 2026

Después de CARRERA 2

Velocidad máxima del evento

Nº Piloto	Equipo	Moto	Clase	V.Max	Vit.	Sesión
28 RAFAEL BUDGINAITE	MIR RACING ASPAR CUP TEAM		Talent	231.4	8	CARRERA 1
66 TOMAS TURETTA	IGAXTEAM SNIPERS	HONDA	Talent	231.4	5	CARRERA 1
5 DIEGO ANDRES GONZALEZ	IGAXTEAM SNIPERS	HONDA	Talent	230.5	14	CARRERA 1
55 JIMMY PRIMAUT	MECAPROJETS TEAM ADO	HONDA	Talent	230.5	9	CARRERA 1
24 LUKAS CORNE DE VRIES	MIR RACING ASPAR CUP TEAM	HONDA	Talent	230.0	4	CARRERA 1
26 MIGUEL ROIG	MIR RACING ASPAR CUP TEAM	HONDA	Talent	230.0	9	LIBRES 4
30 MAC MACCLUGAGE	ASPAR KSB TECHNICAL ACADEMY	HONDA	Talent	228.5	2	CARRERA 2
17 LUKE FITCHETT	BRP RACING		Talent	226.2	4	CARRERA 2
74 FERMIN VALERO	FAMILY RACING TEAM	HONDA	Talent	226.2	7	CARRERA 1
42 MATTEO BERGER	OVER TRACK RACING	HONDA	Talent	225.7	6	CARRERA 2
22 SEBASTIANO DOSSENA	FULLMOTO AC RACING JUNIOR TEAM	HONDA	Talent	225.3	5	CARRERA 1
25 SHENGBO SUN	ASPAR KSB TECHNICAL ACADEMY		Talent	225.3	5	LIBRES 4
38 ALESSIO ARNOLD	FULLMOTO AC RACING JUNIOR TEAM	HONDA	Talent	225.3	14	CARRERA 1
54 AIMAR BOLTA	FAMILY RACING TEAM		Talent	225.3	5	CARRERA 2
12 FRANÇOIS FLORIAN	AIPAR ASISTENCIA INTEGRAL		Talent	224.8	5	LIBRES 4
85 WILSON DAVIS DILKS	AIPAR	HONDA	Talent	224.8	8	CARRERA 1
7 ALEXANDRE CABA	FLPRACING	HONDA	Talent	224.4	3	CARRERA 2
13 CARMELO GRECO	FULLMOTO AC RACING JUNIOR TEAM	HONDA	Talent	223.4	2	CARRERA 1
14 GONÇALO DE MELO	PRT GP	HONDA	Talent	223.4	9	LIBRES 4
44 IVAN MAYOROV	IGAXTEAM SNIPERS	HONDA	Talent	223.4	2	CARRERA 2
88 AATOS EINO ARMAS PIIRTINEN	MIR RACING ASPAR CUP TEAM	HONDA	Talent	223.4	2	CARRERA 2
51 FABIO MEROLA	SUPERHUGO 44 TEAM		Talent	221.2	7	ENTRENAMIENTO CRC
8NV WILIAMS PHILIPPE ABU-DALU	PRT GP		Talent	220.8	9	LIBRES 4
68 ANDRZEJ KAJETAN KUPCZYNSKI	ETG RACING		Talent	220.8	4	CARRERA 1
93 TOMAS MIGUEL SOLIPA	ALMA RACING TEAM	HONDA	Talent	218.6	2	CARRERA 1
62 TOMAS CANARIAS	ROSA COMPETICION / MCL		Talent	218.1	5	CARRERA 1
15 YI-SHENG CHEN	H43TEAMNOBBY-BLUMAQ-NKC	HONDA	Talent	213.5	6	ENTRENAMIENTO CRC



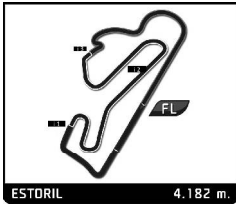
ESBK TALENT

ESBK ESTORIL 19, 20 y 21 JUNIO 2026

CARRERA 2

Mejores velocidades máximas

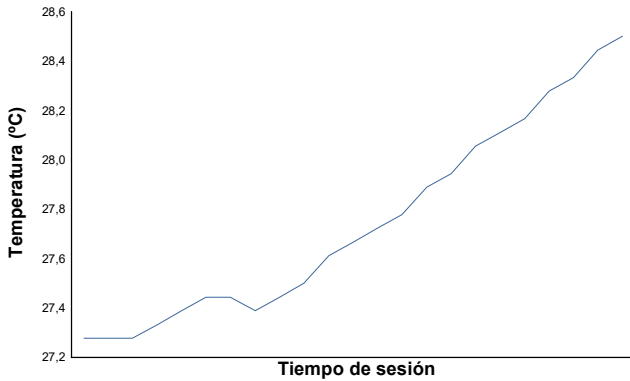
Nº Piloto	Equipo	Clase	V.Max 1		V.Max 2		V.Max 3		V.Max 4		V.Max 5		Pro	
			Km/h	Vlt.	Km/h	Vlt.	Km/h	Vlt.	Km/h	Vlt.	Km/h	Vlt.		
66	TOMAS TURETTA	IGAXTEAM SNIPERS	Talent	229.5	2	225.3	3	151.9	1				202,2	
30	MAC MACCLUGAGE	ASPAR KSB TECHNICAL ACADEMY	Talent	228.5	2	226.2	3	226.2	4	143.8	1		206,2	
5	DIEGO ANDRES GONZALE	IGAXTEAM SNIPERS	Talent	227.6	13	227.1	2	226.7	14	226.2	3	225.3	4	226,6
26	MIGUEL ROIG	MIR RACING ASPAR CUP TEAM	Talent	227.1	13	227.1	10	227.1	5	224.8	8	224.8	6	226,2
28	RAFAEL BUDGINAITE	MIR RACING ASPAR CUP TEAM	Talent	227.1	2	224.4	8	223.9	4	223.4	12	223.4	11	224,4
17	LUKE FITCHETT	BRP RACING	Talent	226.2	4	223.9	2	223.4	3	217.7	5	214.7	6	221,2
42	MATTEO BERGER	OVER TRACK RACING	Talent	225.7	6	224.4	2	223.9	5	223.0	4	222.5	3	223,9
54	AIMAR BOLTA	FAMILY RACING TEAM	Talent	225.3	5	224.4	3	223.0	2	222.5	7	221.6	9	223,4
22	SEBASTIANO DOSSENA	FULLMOTO AC RACING JUNIOR TEAM	Talent	224.8	5	223.9	7	223.9	4	223.4	14	222.5	2	223,7
55	JIMMY PRIMAUT	MECAPROJETS TEAM ADO	Talent	224.8	11	224.4	4	222.1	3	221.6	10	220.8	6	222,7
7	ALEXANDRE CABA	FLPRACING	Talent	224.4	3	223.9	9	222.5	5	222.1	4	221.2	2	222,8
38	ALESSIO ARNOLD	FULLMOTO AC RACING JUNIOR TEAM	Talent	224.4	2	223.9	3	223.0	6	223.0	4	222.1	7	223,3
74	FERMIN VALERO	FAMILY RACING TEAM	Talent	224.4	11	224.4	6	223.9	13	223.9	4	223.9	3	224,1
13	CARMELO GRECO	FULLMOTO AC RACING JUNIOR TEAM	Talent	223.4	4	223.4	3	220.3	6	220.3	2	219.0	11	221,3
24	LUKAS CORNE DE VRIES	MIR RACING ASPAR CUP TEAM	Talent	223.4	4	223.0	8	222.1	11	221.2	12	221.2	9	222,2
44	IVAN MAYOROV	IGAXTEAM SNIPERS	Talent	223.4	2	219.4	6	218.1	3	216.9	9	213.9	4	218,3
85	WILSON DAVIS DILKS	AIPAR	Talent	223.4	8	222.1	5	222.1	4	221.6	3	221.6	2	222,2
88	AATOS EINO ARMAS PIRT	MIR RACING ASPAR CUP TEAM	Talent	223.4	2	214.7	3	212.7	4	210.6	13	210.6	8	214,4
12	FRANÇOIS FLORIAN	AIPAR ASISTENCIA INTEGRAL	Talent	222.5	9	220.8	3	219.9	14	219.9	10	219.9	8	220,6
51	FABIO MEROLA	SUPERHUGO 44 TEAM	Talent	221.2	2	216.9	3	216.4	4	216.0	5	213.1	6	216,7
14	GONÇALO DE MELO	PRT GP	Talent	218.6	2	216.0	3	215.2	4	214.7	5	213.9	6	215,7
25	SHENGBO SUN	ASPAR KSB TECHNICAL ACADEMY	Talent	217.7	6	217.3	5	217.3	4	217.3	3	217.3	2	217,4
93	TOMAS MIGUEL SOLIPA	ALMA RACING TEAM	Talent	217.3	2	214.7	3	213.5	5	213.1	14	213.1	4	214,3
62	TOMAS CANARIAS	ROSA COMPETICION / MCL	Talent	216.0	3	215.2	6	215.2	2	212.7	4	212.3	5	214,3
15	YI-SHENG CHEN	H43TEAMNOBBY-BLUMAQ-NKC	Talent	207.8	2	206.7	3	206.3	10	205.9	9	205.9	4	206,5
68	ANDRZEJ KAJETAN KUPC	ETG RACING	Talent	140.3	1								140,3	



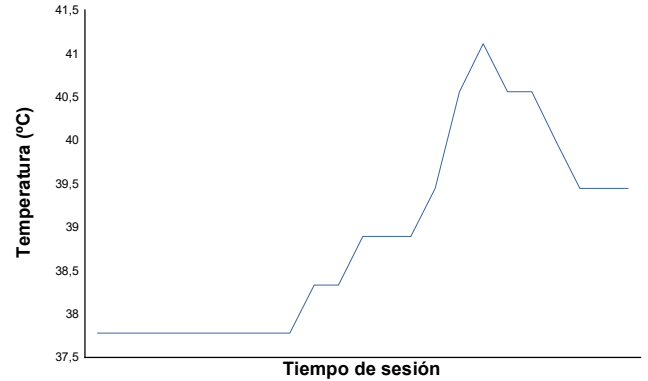
ESBK ESTORIL 19, 20 y 21 JUNIO 2026
ESBK TALENT
CARRERA 2

Informe meteorológico

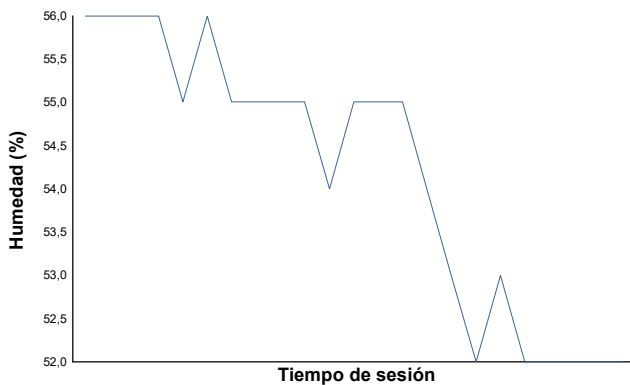
Temperatura del Aire



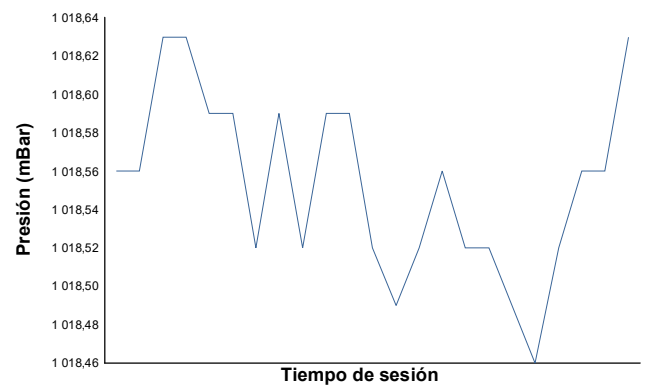
Temperatura de la Pista



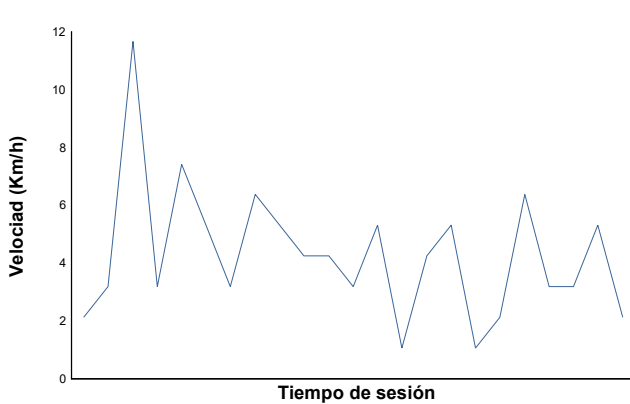
Humedad



Presión

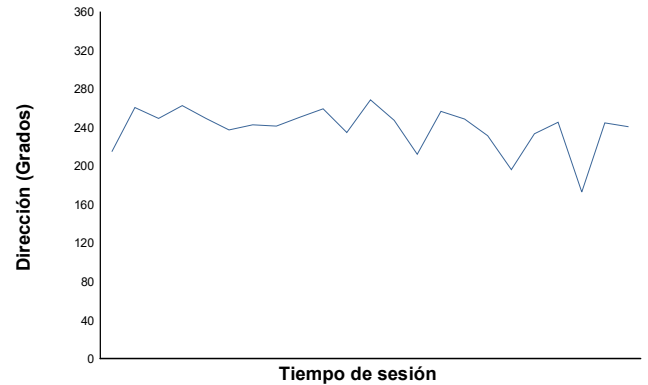


Velocidad del viento



Dirección del viento

Norte=0°/360° Este=90° Sur=180° Oeste=270°



Estado de pista: **SECO**