

















## SUPERSPORT CARRERA 1

### Clasificación

Pos	N	Nat	Nombre	Equipo	Vehiculo	PC	Clase	Vts	T.Total	Dif 1º	Prev.	V.Rap.	V.	Km/h..
1	11		UNAI ORRADRE	YAMAHA MS RACING	YAMAHA	1	SSP	16	29:08.820			<b>1:48.163</b>	7	142,055
2	72		YERAY RUIZ	TEAM HONDA LAGLISSE	HONDA	2	SSP	16	29:12.514	3.694	3.694	<b>1:48.704</b>	4	141,756
3	41		KADIR ERBAY	I+DENT RACING TEAM	DUCATI	3	SSP	16	29:12.968	4.148	0.454	<b>1:48.575</b>	16	141,719
4	66		SERGIO GARCIA	KAWASAKI JDO RACING	KAWASAKI	4	SSP	16	29:13.103	4.283	0.135	<b>1:48.676</b>	15	141,708
5	10		LEUNGO K. GAOREKWE	I+DENT RACING TEAM	DUCATI	5	SSP	16	29:18.826	10.006	5.723	<b>1:48.895</b>	7	141,247
6	58		JOSE LUIS ARMARIO	SUPERHUGO 44 TEAM		1	STCK600	16	29:34.351	25.531	15.525	<b>1:49.449</b>	3	140,011
7	57		DIEGO T. DE PONTE	IUM MOTORSPORTS	YAMAHA	2	STCK600	16	29:39.680	30.860	5.329	<b>1:50.201</b>	9	139,592
8	47		TYMUR KOSTIN	ERNA RACING		3	STCK600	16	30:02.946	54.126	23.266	<b>1:51.419</b>	8	137,790
9	97		MAURO GOMEZ	ARCO YAMAHA MOTOR UYAMAHA		4	STCK600	16	30:07.189	58.369	4.243	<b>1:51.741</b>	7	137,467
10	21		ROBERTO BLAZQUEZ	ADN MOTOS RACING	YAMAHA	5	STCK600	16	30:11.107	1:02.287	3.918	<b>1:51.936</b>	15	137,170
11	54		ADRIAN TORRELO	FLP RACING TEAM	YAMAHA	6	STCK600	16	30:12.480	1:03.660	1.373	<b>1:51.915</b>	6	137,066
12	32		MARCOS LUDEÑA	TEAM SPEED RACING	DUCATI	6	SSP	15	29:50.089	1 Vuelta	1 Vuelta	<b>1:49.355</b>	6	130,106
13	77		URIEL HIDALGO	DEZA - BOX 77 RACING T	KAWASAKI	7	STCK600	13	29:22.510	3 Vueltas	2 Vueltas	<b>1:52.714</b>	13	114,523

### Retirados

NT	27		DIEGO HERNANDO	I+DENT RACING TEAM	DUCATI	NT	SSP	11	20:21.605	NT		<b>1:50.024</b>	6	139,812
NT	16		MITJA BORGELT	PS RACING TEAM	YAMAHA	NT	STCK600	8	14:52.536	NT		<b>1:50.009</b>	6	139,170
NT	7		GUERAU SIMO	TEAM SPEED RACING	DUCATI	NT	SSP	8	15:11.219	NT		<b>1:52.064</b>	7	136,317
NT	8		MINJAE KIM	TEAM HONDA LAGLISSE	HONDA	NT	STCK600	6	11:46.484	NT		<b>1:55.451</b>	2	131,865
NT	33		FILIP REHACEK	NEW2 PROJECT	YAMAHA	NT	SSP		3.921	NT			0	-

Nº Corredor: 11, Nombre: UNAI ORRADRE, Mejor Tiempo: 1:48.163, Velocidad Media: 143,550 Km/h

Estado de la pista: **SECO**

Director: Sara Blanco

Hora de publicación: \_\_\_\_\_

<https://jcy-cronometraje.com/>

Cronometrador: Juan Carlos Jodra



JCY  
CRONOMETRAJE

Hora de impresión: 09/05/2026 16:22

## SUPERSPORT CARRERA 1

### Clase: SSP

Pos	N	Nat	Nombre	Equipo	Vehiculo	PC	Clase	Vts	T.Total	Dif 1º	Prev.	V.Rap.	V.	Km/h..
1	11		UNAI ORRADRE	YAMAHA MS RACING	YAMAHA	1	SSP	16	29:08.820			<b>1:48.163</b>	7	142,055
2	72		YERAY RUIZ	TEAM HONDA LAGLISSE	HONDA	2	SSP	16	29:12.514	3.694	3.694	<b>1:48.704</b>	4	141,756
3	41		KADIR ERBAY	I+DENT RACING TEAM	DUCATI	3	SSP	16	29:12.968	4.148	0.454	<b>1:48.575</b>	16	141,719
4	66		SERGIO GARCIA	KAWASAKI JDO RACING	KAWASAKI	4	SSP	16	29:13.103	4.283	0.135	<b>1:48.676</b>	15	141,708
5	10		LEUNGO K. GAOREKWE	I+DENT RACING TEAM	DUCATI	5	SSP	16	29:18.826	10.006	5.723	<b>1:48.895</b>	7	141,247
6	32		MARCOS LUDEÑA	TEAM SPEED RACING	DUCATI	6	SSP	15	29:50.089	1 Vuelta	1 Vuelta	<b>1:49.355</b>	6	130,106

### Retirados

NT	27		DIEGO HERNANDO	I+DENT RACING TEAM	DUCATI	NT	SSP	11	20:21.605	NT		<b>1:50.024</b>	6	139,812
NT	7		GUERAU SIMO	TEAM SPEED RACING	DUCATI	NT	SSP	8	15:11.219	NT		<b>1:52.064</b>	7	136,317
NT	33		FILIP REHACEK	NEW2 PROJECT	YAMAHA	NT	SSP		3.921	NT			0	-

### Clase: STCK600

Pos	N	Nat	Nombre	Equipo	Vehiculo	PC	Clase	Vts	T.Total	Dif 1º	Prev.	V.Rap.	V.	Km/h..
1	58		JOSE LUIS ARMARIO	SUPERHUGO 44 TEAM		1	STCK600	16	29:34.351	25.531	15.525	<b>1:49.449</b>	3	140,011
2	57		DIEGO T. DE PONTE	IUM MOTORSPORTS	YAMAHA	2	STCK600	16	29:39.680	30.860	5.329	<b>1:50.201</b>	9	139,592
3	47		TYMUR KOSTIN	ERNA RACING		3	STCK600	16	30:02.946	54.126	23.266	<b>1:51.419</b>	8	137,790
4	97		MAURO GOMEZ	ARCO YAMAHA MOTOR UYAMAHA		4	STCK600	16	30:07.189	58.369	4.243	<b>1:51.741</b>	7	137,467
5	21		ROBERTO BLAZQUEZ	ADN MOTOS RACING	YAMAHA	5	STCK600	16	30:11.107	1:02.287	3.918	<b>1:51.936</b>	15	137,170
6	54		ADRIAN TORRELO	FLP RACING TEAM	YAMAHA	6	STCK600	16	30:12.480	1:03.660	1.373	<b>1:51.915</b>	6	137,066
7	77		URIEL HIDALGO	DEZA - BOX 77 RACING T KAWASAKI		7	STCK600	13	29:22.510	3 Vueltas	2 Vueltas	<b>1:52.714</b>	13	114,523

### Retirados

NT	16		MITJA BORGELT	PS RACING TEAM	YAMAHA	NT	STCK600	8	14:52.536	NT		<b>1:50.009</b>	6	139,170
NT	8		MINJAE KIM	TEAM HONDA LAGLISSE	HONDA	NT	STCK600	6	11:46.484	NT		<b>1:55.451</b>	2	131,865

Estado de la pista: **SECO**

<https://jcy-cronometraje.com/>

Director: Sara Blanco

Cronometrador: Juan Carlos Jodra

Hora de publicación: \_\_\_\_\_

Hora de impresión: 09/05/2026 16:22

## SUPERSPORT CARRERA 1

### ANÁLISIS POR CORREDOR

7 GUERAU SIMO		8 MINJAE KIM		10 LEUNGO K. GAOREKWE		11 UNAI ORRADRE		16 MITJA BORGELT		21 ROBERTO BLAZQUEZ		27 DIEGO HERNANDO		32 MARCOS LUDENA		41 KADIR ERBAY	
V.	Tiempo	V.	Tiempo	V.	Tiempo	V.	Tiempo	V.	Tiempo	V.	Tiempo	V.	Tiempo	V.	Tiempo	V.	Tiempo
1	1:56.670	1	1:59.384	1	1:53.708	1	1:52.567	1	1:55.811	1	1:58.790	1	1:55.392	1	1:55.666	1	1:53.748
2	1:54.564	2	1:55.451	2	1:50.047	2	1:48.654	2	1:50.810	2	1:54.010	2	1:50.125	2	OUT	2	1:49.929
3	1:52.439	3	1:56.282	3	1:49.153	3	1:48.413	3	1:50.369	3	1:52.983	3	1:50.441	3	1:56.497	3	1:49.261
4	1:52.209	4	1:56.354	4	1:48.968	4	1:49.666	4	1:50.252	4	1:52.794	4	1:50.144	4	1:50.131	4	1:49.137
5	1:52.173	5	1:56.370	5	1:49.090	5	1:48.285	5	1:50.379	5	1:53.331	5	1:50.081	5	1:49.404	5	1:49.238
6	1:52.072	6	1:58.080	6	1:49.104	6	1:48.172	6	1:50.009	6	1:52.301	6	1:50.024	6	1:49.355	6	1:49.309
7	1:52.064			7	1:48.895	7	1:48.163	7	1:51.101	7	1:52.070	7	1:50.085	7	1:50.748	7	1:48.973
8	1:54.674			8	1:49.887	8	1:48.484	8	1:50.125	8	1:52.307	8	1:50.421	8	1:50.093	8	1:49.013
				9	1:49.350	9	1:48.418			9	1:52.193	9	1:50.058	9	1:49.859	9	1:49.325
				10	1:49.463	10	1:48.533			10	1:52.143	10	1:50.353	10	1:49.998	10	1:48.760
				11	1:49.731	11	1:49.145			11	1:52.216	11	1:50.771	11	1:49.637	11	1:49.042
				12	1:49.745	12	1:49.082			12	1:52.018	12	1:50.605	12	1:49.605	12	1:48.960
				13	1:49.300	13	1:49.138			13	1:53.166	13	1:49.499	13	1:49.499	13	1:48.867
				14	1:49.256	14	1:49.569			14	1:52.419	14	1:49.369	14	1:49.369	14	1:49.216
				15	1:50.850	15	1:49.410			15	1:51.936	15	1:49.721	15	1:49.721	15	1:48.817
				16	1:49.830	16	1:50.662			16	1:52.189			16	1:48.575	16	1:48.575

47 TYMUR KOSTIN		54 ADRIAN TORRELO		57 DIEGO T. DE PONTE		58 JOSE LUIS ARMARIO		66 SERGIO GARCIA		72 YERAY RUIZ		77 URIEL HIDALGO		97 MAURO GOMEZ	
V.	Tiempo	V.	Tiempo	V.	Tiempo	V.	Tiempo	V.	Tiempo	V.	Tiempo	V.	Tiempo	V.	Tiempo
1	1:56.691	1	1:59.179	1	1:54.615	1	1:54.445	1	1:52.375	1	1:52.868	1	OUT	1	1:56.714
2	1:52.304	2	1:53.960	2	1:51.119	2	1:50.240	2	1:49.229	2	1:49.286	2	2:02.257	2	1:52.932
3	1:52.999	3	1:53.040	3	1:50.574	3	1:49.449	3	1:49.056	3	1:48.801	3	1:53.285	3	1:53.683
4	1:51.886	4	1:52.687	4	1:50.756	4	1:49.732	4	1:48.814	4	1:48.704	4	1:53.903	4	1:52.604
5	1:51.877	5	1:52.485	5	1:50.306	5	1:50.384	5	1:48.822	5	1:48.867	5	1:53.248	5	1:52.792
6	1:51.552	6	1:51.915	6	1:50.412	6	1:49.536	6	1:49.079	6	1:48.848	6	1:53.264	6	1:53.020
7	1:51.915	7	1:52.386	7	1:50.217	7	1:49.542	7	1:48.962	7	1:48.937	7	1:53.784	7	1:51.741
8	1:51.419	8	1:52.277	8	1:50.245	8	1:49.471	8	1:49.616	8	1:48.769	8	1:53.289	8	1:51.976
9	1:51.897	9	1:52.348	9	1:50.201	9	1:49.978	9	1:49.458	9	1:49.014	9	1:53.259	9	1:52.581
10	1:52.354	10	1:52.263	10	1:50.910	10	1:49.979	10	1:49.308	10	1:49.357	10	1:54.394	10	1:52.096
11	1:51.998	11	1:52.338	11	1:51.044	11	1:50.365	11	1:49.903	11	1:49.490	11	1:53.187	11	1:52.341
12	1:52.644	12	1:52.559	12	1:51.235	12	1:51.236	12	1:49.367	12	1:49.463	12	2:09.323	12	1:52.080
13	1:52.336	13	1:52.569	13	1:50.664	13	1:51.114	13	1:49.573	13	1:49.253	13	1:52.714	13	1:52.177
14	1:51.991	14	1:53.210	14	1:51.119	14	1:49.957	14	1:48.941	14	1:49.118			14	1:51.991
15	1:51.729	15	1:52.225	15	1:51.043	15	1:51.114	15	1:48.676	15	1:49.077			15	1:52.258
16	1:53.050	16	1:52.995	16	1:51.847	16	1:54.249	16	1:49.153	16	1:49.059			16	1:52.852

## SUPERSPORT CARRERA 1

### ANÁLISIS VUELTA A VUELTA CON SECTORES

#### 7 GUERAU SIMO Clase: SSP

Vta.	Tiempo	Sec.1	Sec.2	Sec.3	Sec.4	Km/h	T.Transc.
1	1:56.670	30.961	25.451	33.426	26.832	217.46	2:01.024
2	1:54.564	28.220	25.090	34.730	26.524	256.53	3:55.588
3	1:52.439	27.282	25.299	33.245	26.613	261.22	5:48.027
4	1:52.209	27.271	25.071	33.251	26.616	262.82	7:40.236
5	1:52.173	27.349	25.147	33.030	26.647	261.22	9:32.409
6	1:52.072	27.654	24.975	33.007	26.436	259.64	11:24.481
7	1:52.064	27.564	25.098	33.005	26.397	262.82	13:16.545
8	1:54.674	29.988	25.159	33.070	26.457	256.53	15:11.219

#### 8 MINJAE KIM Clase: STCK600

Vta.	Tiempo	Sec.1	Sec.2	Sec.3	Sec.4	Km/h	T.Transc.
1	1:59.384	31.603	26.194	34.364	27.223	207.96	2:03.947
2	1:55.451	28.399	25.672	34.158	27.222	238.00	3:59.398
3	1:56.282	28.487	25.899	34.836	27.060	238.00	5:55.680
4	1:56.354	28.606	25.734	34.759	27.255	244.80	7:52.034
5	1:56.370	28.992	25.747	34.543	27.088	244.80	9:48.404
6	1:58.080	29.176	26.031	35.106	27.767	240.67	11:46.484

#### 10 LEUNGO K. GAOREKWE Clase: SSP

Vta.	Tiempo	Sec.1	Sec.2	Sec.3	Sec.4	Km/h	T.Transc.
1	1:53.708	30.051	24.992	32.545	26.120	219.69	1:56.157
2	1:50.047	26.819	24.559	32.658	26.011	262.82	3:46.204
3	1:49.153	26.418	24.623	32.154	25.958	266.09	5:35.357
4	1:48.968	26.352	24.718	32.069	25.829	264.44	7:24.325
5	1:49.090	26.354	24.661	32.168	25.907	266.09	9:13.415
6	1:49.104	26.448	24.633	32.164	25.859	262.82	11:02.519
7	1:48.895	26.394	24.679	32.085	25.737	266.09	12:51.414
8	1:49.887	26.907	24.789	32.337	25.854	266.09	14:41.301
9	1:49.350	26.710	24.684	32.108	25.848	267.75	16:30.651
10	1:49.463	26.848	24.539	32.233	25.843	271.14	18:20.114
11	1:49.731	26.486	25.106	32.240	25.899	264.44	20:09.845
12	1:49.745	26.483	24.606	32.348	26.308	262.82	21:59.590
13	1:49.300	26.598	24.657	32.187	25.858	262.82	23:48.890
14	1:49.256	26.621	24.655	32.173	25.807	264.44	25:38.146
15	1:50.850	26.603	24.691	32.548	27.008	262.82	27:28.996
16	1:49.830	26.584	24.759	32.454	26.033	264.44	29:18.826

#### 11 UNAI ORRADRE Clase: SSP

Vta.	Tiempo	Sec.1	Sec.2	Sec.3	Sec.4	Km/h	T.Transc.
1	1:52.567	29.870	24.763	32.134	25.800	217.46	1:55.026
2	1:48.654	26.545	24.281	31.985	25.843	258.07	3:43.680
3	1:48.413	26.672	24.293	31.823	25.625	259.64	5:32.093
4	1:49.666	27.792	24.551	31.702	25.621	258.07	7:21.759
5	1:48.285	26.454	24.442	31.754	25.635	256.53	9:10.044
6	1:48.172	26.485	24.280	31.624	25.783	261.22	10:58.216
7	1:48.163	26.481	24.359	31.667	25.656	258.07	12:46.379
8	1:48.484	26.749	24.423	31.736	25.576	258.07	14:34.863
9	1:48.418	26.363	24.402	31.884	25.769	262.82	16:23.281
10	1:48.533	26.478	24.359	31.890	25.806	261.22	18:11.814
11	1:49.145	26.512	24.599	32.073	25.961	259.64	20:00.959
12	1:49.082	26.633	24.572	32.088	25.789	259.64	21:50.041
13	1:49.138	26.674	24.573	32.016	25.875	258.07	23:39.179
14	1:49.569	26.714	24.623	32.220	26.012	259.64	25:28.748
15	1:49.410	26.646	24.541	32.382	25.841	258.07	27:18.158
16	1:50.662	26.861	24.650	32.268	26.883	259.64	29:08.820

#### 16 MITJA BORGELT Clase: STCK600

Vta.	Tiempo	Sec.1	Sec.2	Sec.3	Sec.4	Km/h	T.Transc.
1	1:55.811	30.783	25.507	33.211	26.310	207.96	1:59.491
2	1:50.810	27.034	24.897	32.750	26.129	258.07	3:50.301
3	1:50.369	27.039	24.691	32.439	26.200	256.53	5:40.670
4	1:50.252	26.905	24.732	32.405	26.210	256.53	7:30.922
5	1:50.379	27.062	24.761	32.416	26.140	256.53	9:21.301
6	1:50.009	26.769	24.737	32.385	26.118	255.00	11:11.310
7	1:51.101	27.811	24.786	32.441	26.063	250.53	13:02.411
8	1:50.125	26.912	24.685	32.438	26.090	253.49	14:52.536

#### 21 ROBERTO BLAZQUEZ Clase: STCK600

Vta.	Tiempo	Sec.1	Sec.2	Sec.3	Sec.4	Km/h	T.Transc.
1	1:58.790	31.442	26.084	33.994	27.270	208.98	2:03.031
2	1:54.010	27.673	25.511	33.554	27.272	253.49	3:57.041
3	1:52.983	27.560	25.107	33.297	27.019	252.00	5:50.024
4	1:52.794	27.617	25.002	33.160	27.015	252.00	7:42.818
5	1:53.331	27.818	25.353	33.231	26.929	250.53	9:36.149
6	1:52.301	27.476	24.982	32.910	26.933	253.49	11:28.450
7	1:52.070	27.258	25.051	32.949	26.812	255.00	13:20.520
8	1:52.307	27.216	25.061	33.073	26.957	255.00	15:12.827
9	1:52.193	27.235	25.060	33.141	26.757	258.07	17:05.020
10	1:52.143	27.386	25.028	32.909	26.820	258.07	18:57.163
11	1:52.216	27.353	25.162	33.031	26.670	252.00	20:49.379
12	1:52.018	27.232	25.183	32.770	26.833	255.00	22:41.397
13	1:53.166	27.679	25.415	33.152	26.920	250.53	24:34.563
14	1:52.419	27.326	25.212	33.010	26.871	253.49	26:26.982
15	1:51.936	27.456	25.048	32.664	26.768	250.53	28:18.918
16	1:52.189	27.404	25.110	32.803	26.872	252.00	30:11.107

## SUPERSPORT CARRERA 1

### 27 DIEGO HERNANDO Clase: SSP

Vta.	Tiempo	Sec.1	Sec.2	Sec.3	Sec.4	Km/h	T.Transc.
1	1:55.392	30.405	25.201	33.596	26.190	218.57	1:59.102
2	1:50.125	26.957	24.684	32.534	25.950	266.09	3:49.227
3	1:50.441	26.913	24.725	32.567	26.236	249.07	5:39.668
4	1:50.144	26.823	24.785	32.506	26.030	256.53	7:29.812
5	1:50.081	26.869	24.702	32.493	26.017	259.64	9:19.893
6	1:50.024	27.036	24.706	32.286	25.996	258.07	11:09.917
7	1:50.085	26.806	24.745	32.527	26.007	259.64	13:00.002
8	1:50.421	27.023	24.751	32.525	26.122	255.00	14:50.423
9	1:50.058	26.924	24.756	32.334	26.044	261.22	16:40.481
10	1:50.353	27.039	24.690	32.474	26.150	262.82	18:30.834
11	1:50.771	27.130	24.978	32.554	26.109	258.07	20:21.605

### 32 MARCOS LUDEÑA Clase: SSP

Vta.	Tiempo	Sec.1	Sec.2	Sec.3	Sec.4	Km/h	T.Transc.
1	1:55.666	29.952	25.104	34.350	26.260	223.13	1:58.916
2	Pit OUT	26.864	24.723	34.920		261.22	5:56.173
3	1:56.497		25.140	33.636	26.274	214.20	7:52.670
4	1:50.131	27.343	24.627	32.452	25.709	261.22	9:42.801
5	1:49.404	26.823	24.590	32.355	25.636	262.82	11:32.205
6	1:49.355	26.657	24.527	32.290	25.881	262.82	13:21.560
7	1:50.748	26.874	24.730	32.975	26.169	259.64	15:12.308
8	1:50.093	27.145	24.718	32.400	25.830	264.44	17:02.401
9	1:49.859	26.758	24.687	32.451	25.963	262.82	18:52.260
10	1:49.998	26.873	24.767	32.488	25.870	261.22	20:42.258
11	1:49.637	26.863	24.717	32.322	25.735	264.44	22:31.895
12	1:49.605	26.788	24.712	32.351	25.754	262.82	24:21.500
13	1:49.499	26.695	24.608	32.327	25.869	259.64	26:10.999
14	1:49.369	26.795	24.534	32.330	25.710	261.22	28:00.368
15	1:49.721	26.867	24.607	32.324	25.923	259.64	29:50.089

### 41 KADIR ERBAY Clase: SSP

Vta.	Tiempo	Sec.1	Sec.2	Sec.3	Sec.4	Km/h	T.Transc.
1	1:53.748	30.182	24.905	32.578	26.083	220.82	1:56.546
2	1:49.929	27.037	24.479	32.391	26.022	269.43	3:46.475
3	1:49.261	26.937	24.260	32.157	25.907	264.44	5:35.736
4	1:49.137	26.564	24.431	32.209	25.933	269.43	7:24.873
5	1:49.238	26.871	24.380	32.179	25.808	271.14	9:14.111
6	1:49.309	26.623	24.368	32.480	25.838	269.43	11:03.420
7	1:48.973	26.598	24.514	32.159	25.702	267.75	12:52.393
8	1:49.013	26.594	24.336	32.309	25.774	267.75	14:41.406
9	1:49.325	26.865	24.542	32.185	25.733	266.09	16:30.731
10	1:48.760	26.540	24.280	32.153	25.787	272.87	18:19.491
11	1:49.042	26.596	24.435	32.215	25.796	267.75	20:08.533
12	1:48.960	26.611	24.454	32.049	25.846	264.44	21:57.493
13	1:48.867	26.564	24.508	31.907	25.888	267.75	23:46.360
14	1:49.216	26.759	24.784	32.012	25.661	262.82	25:35.576
15	1:48.817	26.559	24.401	32.044	25.813	269.43	27:24.393
16	1:48.575	26.494	24.381	31.978	25.722	264.44	29:12.968

### 47 TYMUR KOSTIN Clase: STCK600

Vta.	Tiempo	Sec.1	Sec.2	Sec.3	Sec.4	Km/h	T.Transc.
1	1:56.691	31.266	25.481	33.450	26.494	215.28	2:00.995
2	1:52.304	27.680	25.068	33.081	26.475	244.80	3:53.299
3	1:52.999	27.581	25.678	33.196	26.544	258.07	5:46.298
4	1:51.886	27.285	25.123	33.061	26.417	252.00	7:38.184
5	1:51.877	27.338	25.177	32.898	26.464	253.49	9:30.061
6	1:51.552	27.430	24.972	32.833	26.317	253.49	11:21.613
7	1:51.915	27.425	25.162	32.806	26.522	252.00	13:13.528
8	1:51.419	27.334	24.967	32.735	26.383	252.00	15:04.947
9	1:51.897	27.328	25.053	32.983	26.533	256.53	16:56.844
10	1:52.354	27.491	25.208	33.001	26.654	256.53	18:49.198
11	1:51.998	27.561	25.155	32.863	26.419	250.53	20:41.196
12	1:52.644	27.588	25.060	33.472	26.524	252.00	22:33.840
13	1:52.336	27.426	25.139	33.225	26.546	253.49	24:26.176
14	1:51.991	27.482	25.193	32.866	26.450	253.49	26:18.167
15	1:51.729	27.320	25.103	32.881	26.425	252.00	28:09.896
16	1:53.050	27.833	25.309	33.125	26.783	253.49	30:02.946

## SUPERSPORT CARRERA 1

### 54 ADRIAN TORRELO Clase: STCK600

Vta.	Tiempo	Sec.1	Sec.2	Sec.3	Sec.4	Km/h	T.Transc.
1	1:59.179	31.256	26.421	34.406	27.096	220.82	2:03.223
2	1:53.960	27.699	25.573	33.669	27.019	252.00	3:57.183
3	1:53.040	27.685	25.292	33.120	26.943	247.63	5:50.223
4	1:52.687	27.624	25.354	33.034	26.675	253.49	7:42.910
5	1:52.485	27.375	25.439	33.088	26.583	258.07	9:35.395
6	1:51.915	27.377	25.304	32.952	26.282	255.00	11:27.310
7	1:52.386	27.340	25.399	33.240	26.407	258.07	13:19.696
8	1:52.277	27.613	25.332	33.004	26.328	255.00	15:11.973
9	1:52.348	27.297	25.618	32.995	26.438	256.53	17:04.321
10	1:52.263	27.416	25.339	33.046	26.462	256.53	18:56.584
11	1:52.338	27.503	25.404	32.998	26.433	253.49	20:48.922
12	1:52.559	27.454	25.639	32.946	26.520	255.00	22:41.481
13	1:52.569	27.399	25.428	33.250	26.492	255.00	24:34.050
14	1:53.210	27.573	25.480	33.396	26.761	256.53	26:27.260
15	1:52.225	27.482	25.284	33.010	26.449	256.53	28:19.485
16	1:52.995	27.562	25.534	33.299	26.600	256.53	30:12.480

### 57 DIEGO T. DE PONTE Clase: STCK600

Vta.	Tiempo	Sec.1	Sec.2	Sec.3	Sec.4	Km/h	T.Transc.
1	1:54.615	30.217	25.209	32.782	26.407	216.36	1:57.988
2	1:51.119	26.880	24.833	33.159	26.247	261.22	3:49.107
3	1:50.574	26.661	24.933	32.522	26.458	262.82	5:39.681
4	1:50.756	27.153	24.822	32.466	26.315	255.00	7:30.437
5	1:50.306	26.701	24.815	32.513	26.277	261.22	9:20.743
6	1:50.412	26.863	24.745	32.554	26.250	258.07	11:11.155
7	1:50.217	26.792	24.798	32.460	26.167	258.07	13:01.372
8	1:50.245	26.696	24.772	32.578	26.199	259.64	14:51.617
9	1:50.201	26.701	24.750	32.525	26.225	259.64	16:41.818
10	1:50.910	26.843	24.787	32.961	26.319	264.44	18:32.728
11	1:51.044	27.062	25.093	32.624	26.265	258.07	20:23.772
12	1:51.235	27.259	24.869	32.832	26.275	256.53	22:15.007
13	1:50.664	26.863	24.816	32.621	26.364	259.64	24:05.671
14	1:51.119	27.223	24.900	32.719	26.277	256.53	25:56.790
15	1:51.043	27.002	24.857	32.881	26.303	258.07	27:47.833
16	1:51.847	27.198	24.931	32.709	27.009	259.64	29:39.680

### 58 JOSE LUIS ARMARIO Clase: STCK600

Vta.	Tiempo	Sec.1	Sec.2	Sec.3	Sec.4	Km/h	T.Transc.
1	1:54.445	30.294	25.116	32.821	26.214	220.82	1:58.005
2	1:50.240	27.268	24.493	32.573	25.906	255.00	3:48.245
3	1:49.449	26.864	24.581	32.254	25.750	253.49	5:37.694
4	1:49.732	26.909	24.736	32.266	25.821	252.00	7:27.426
5	1:50.384	27.697	24.507	32.221	25.959	253.49	9:17.810
6	1:49.536	26.923	24.570	32.251	25.792	253.49	11:07.346
7	1:49.542	26.908	24.655	32.226	25.753	253.49	12:56.888
8	1:49.471	26.930	24.482	32.160	25.899	252.00	14:46.359
9	1:49.978	27.053	24.781	32.262	25.882	250.53	16:36.337
10	1:49.979	27.039	24.613	32.243	26.084	253.49	18:26.316
11	1:50.365	27.101	24.756	32.420	26.088	253.49	20:16.681
12	1:51.236	27.397	24.979	32.713	26.147	250.53	22:07.917
13	1:51.114	27.310	24.961	32.799	26.044	252.00	23:59.031
14	1:49.957	27.022	24.644	32.310	25.981	250.53	25:48.988
15	1:51.114	27.294	24.832	32.772	26.216	250.53	27:40.102
16	1:54.249	27.664	25.220	33.212	28.153	249.07	29:34.351

### 66 SERGIO GARCIA Clase: SSP

Vta.	Tiempo	Sec.1	Sec.2	Sec.3	Sec.4	Km/h	T.Transc.
1	1:52.375	29.900	24.721	32.031	25.723	225.47	1:55.146
2	1:49.229	26.843	24.524	32.206	25.656	246.21	3:44.375
3	1:49.056	26.632	24.648	32.139	25.637	269.43	5:33.431
4	1:48.814	26.712	24.520	31.978	25.604	269.43	7:22.245
5	1:48.822	26.555	24.404	32.106	25.757	269.43	9:11.067
6	1:49.079	26.601	24.611	32.208	25.659	269.43	11:00.146
7	1:48.962	26.724	24.518	32.212	25.508	271.14	12:49.108
8	1:49.616	26.577	24.608	32.403	26.028	269.43	14:38.724
9	1:49.458	26.927	24.570	32.351	25.610	266.09	16:28.182
10	1:49.308	26.602	24.607	32.407	25.692	274.62	18:17.490
11	1:49.903	26.906	24.863	32.359	25.775	269.43	20:07.393
12	1:49.367	26.649	24.654	32.402	25.662	267.75	21:56.760
13	1:49.573	26.638	24.585	32.163	26.187	269.43	23:46.333
14	1:48.941	26.642	24.566	32.167	25.566	271.14	25:35.274
15	1:48.676	26.520	24.432	32.148	25.576	269.43	27:23.950
16	1:49.153	26.561	24.457	32.265	25.870	272.87	29:13.103

## SUPERSPORT CARRERA 1

### 72 YERAY RUIZ Clase: SSP

Vta.	Tiempo	Sec.1	Sec.2	Sec.3	Sec.4	Km/h	T.Transc.
1	1:52.868	29.861	25.089	32.175	25.743	223.13	1:56.471
2	1:49.286	26.770	24.363	32.309	25.844	253.49	3:45.757
3	1:48.801	26.636	24.483	32.038	25.644	255.00	5:34.558
4	1:48.704	26.461	24.430	32.126	25.687	259.64	7:23.262
5	1:48.867	26.380	24.594	32.184	25.709	259.64	9:12.129
6	1:48.848	26.480	24.535	32.061	25.772	256.53	11:00.977
7	1:48.937	26.503	24.498	32.137	25.799	258.07	12:49.914
8	1:48.769	26.381	24.515	32.012	25.861	258.07	14:38.683
9	1:49.014	26.631	24.484	32.111	25.788	261.22	16:27.697
10	1:49.357	26.840	24.539	32.166	25.812	259.64	18:17.054
11	1:49.490	26.761	24.848	32.134	25.747	259.64	20:06.544
12	1:49.463	26.692	24.718	32.194	25.859	259.64	21:56.007
13	1:49.253	26.717	24.569	32.118	25.849	258.07	23:45.260
14	1:49.118	26.684	24.558	32.081	25.795	259.64	25:34.378
15	1:49.077	26.572	24.574	32.273	25.658	258.07	27:23.455
16	1:49.059	26.675	24.509	32.151	25.724	259.64	29:12.514

### 77 URIEL HIDALGO Clase: STCK600

Vta.	Tiempo	Sec.1	Sec.2	Sec.3	Sec.4	Km/h	T.Transc.
1	Pit OUT	30.698	25.238	68.588		219.69	6:16.603
2	2:02.257		25.909	33.917	27.103	178.50	8:18.860
3	1:53.285	27.679	25.455	33.521	26.630	255.00	10:12.145
4	1:53.903	28.235	25.400	33.603	26.665	255.00	12:06.048
5	1:53.248	27.674	25.409	33.531	26.634	256.53	13:59.296
6	1:53.264	27.787	25.252	33.609	26.616	253.49	15:52.560
7	1:53.784	27.978	25.400	33.676	26.730	258.07	17:46.344
8	1:53.289	27.712	25.322	33.628	26.627	255.00	19:39.633
9	1:53.259	27.901	25.474	33.285	26.599	253.49	21:32.892
10	1:54.394	28.836	25.427	33.491	26.640	255.00	23:27.286
11	1:53.187	27.736	25.400	33.504	26.547	255.00	25:20.473
12	2:09.323	27.897	25.567	49.104	26.755	252.00	27:29.796
13	1:52.714	27.555	25.212	33.343	26.604	258.07	29:22.510

### 97 MAURO GOMEZ Clase: STCK600

Vta.	Tiempo	Sec.1	Sec.2	Sec.3	Sec.4	Km/h	T.Transc.
1	1:56.714	31.344	25.564	33.293	26.513	206.96	2:00.065
2	1:52.932	27.475	25.370	33.239	26.848	259.64	3:52.997
3	1:53.683	27.831	25.469	33.336	27.047	253.49	5:46.680
4	1:52.604	27.593	25.227	33.057	26.727	247.63	7:39.284
5	1:52.792	27.585	25.386	33.225	26.596	256.53	9:32.076
6	1:53.020	27.824	25.348	33.207	26.641	256.53	11:25.096
7	1:51.741	27.355	25.315	32.738	26.333	255.00	13:16.837
8	1:51.976	27.401	25.039	32.987	26.549	256.53	15:08.813
9	1:52.581	27.605	25.259	33.209	26.508	258.07	17:01.394
10	1:52.096	27.607	25.278	32.731	26.480	259.64	18:53.490
11	1:52.341	27.484	25.101	33.248	26.508	255.00	20:45.831
12	1:52.080	27.352	25.143	33.065	26.520	256.53	22:37.911
13	1:52.177	27.485	25.169	33.042	26.481	256.53	24:30.088
14	1:51.991	27.336	25.145	33.014	26.496	256.53	26:22.079
15	1:52.258	27.514	25.004	33.248	26.492	255.00	28:14.337
16	1:52.852	27.527	25.297	33.236	26.792	255.00	30:07.189

## SUPERSPORT CARRERA 1

### CLASIFICACIÓN POR SECTORES

#### Sector – 1

P.	Nº	Nombre	T Sector
1	10	LEUNGO K. GAOREKWE	26.352
2	11	UNAI ORRADRE	26.363
3	72	YERAY RUIZ	26.380
4	41	KADIR ERBAY	26.494
5	66	SERGIO GARCIA	26.520
6	32	MARCOS LUDEÑA	26.657
7	57	DIEGO T. DE PONTE	26.661
8	16	MITJA BORGELT	26.769
9	27	DIEGO HERNANDO	26.806
10	58	JOSE LUIS ARMARIO	26.864
11	21	ROBERTO BLAZQUEZ	27.216
12	7	GUERAU SIMO	27.271
13	47	TYMUR KOSTIN	27.285
14	54	ADRIAN TORRELO	27.297
15	97	MAURO GOMEZ	27.336
16	77	URIEL HIDALGO	27.555
17	8	MINJAE KIM	28.399

#### Sector – 2

P.	Nº	Nombre	T Sector
1	41	KADIR ERBAY	24.260
2	11	UNAI ORRADRE	24.280
3	72	YERAY RUIZ	24.363
4	66	SERGIO GARCIA	24.404
5	58	JOSE LUIS ARMARIO	24.482
6	32	MARCOS LUDEÑA	24.527
7	10	LEUNGO K. GAOREKWE	24.539
8	27	DIEGO HERNANDO	24.684
9	16	MITJA BORGELT	24.685
10	57	DIEGO T. DE PONTE	24.745
11	47	TYMUR KOSTIN	24.967
12	7	GUERAU SIMO	24.975
13	21	ROBERTO BLAZQUEZ	24.982
14	97	MAURO GOMEZ	25.004
15	77	URIEL HIDALGO	25.212
16	54	ADRIAN TORRELO	25.284
17	8	MINJAE KIM	25.672

#### Sector – 3

P.	Nº	Nombre	T Sector
1	11	UNAI ORRADRE	31.624
2	41	KADIR ERBAY	31.907
3	66	SERGIO GARCIA	31.978
4	72	YERAY RUIZ	32.012
5	10	LEUNGO K. GAOREKWE	32.069
6	58	JOSE LUIS ARMARIO	32.160
7	27	DIEGO HERNANDO	32.286
8	32	MARCOS LUDEÑA	32.290
9	16	MITJA BORGELT	32.385
10	57	DIEGO T. DE PONTE	32.460
11	21	ROBERTO BLAZQUEZ	32.664
12	97	MAURO GOMEZ	32.731
13	47	TYMUR KOSTIN	32.735
14	54	ADRIAN TORRELO	32.946
15	7	GUERAU SIMO	33.005
16	77	URIEL HIDALGO	33.285
17	8	MINJAE KIM	34.158

#### Sector – 4

P.	Nº	Nombre	T Sector
1	66	SERGIO GARCIA	25.508
2	11	UNAI ORRADRE	25.576
3	32	MARCOS LUDEÑA	25.636
4	72	YERAY RUIZ	25.644
5	41	KADIR ERBAY	25.661
6	10	LEUNGO K. GAOREKWE	25.737
7	58	JOSE LUIS ARMARIO	25.750
8	27	DIEGO HERNANDO	25.950
9	16	MITJA BORGELT	26.063
10	57	DIEGO T. DE PONTE	26.167
11	54	ADRIAN TORRELO	26.282
12	47	TYMUR KOSTIN	26.317
13	97	MAURO GOMEZ	26.333
14	7	GUERAU SIMO	26.397
15	77	URIEL HIDALGO	26.547
16	21	ROBERTO BLAZQUEZ	26.670
17	8	MINJAE KIM	27.060

Tiempo de vuelta ideal: 1:47.744

## SUPERSPORT CARRERA 1

### ANÁLISIS VUELTA A VUELTA — SECTORES Y TIEMPOS ACUMULADOS

#### 7 GUERAU SIMO Clase: SSP

Vta.	Sec.1	Sec.2	Sec.3	Sec.4	IP1	IP2	IP3	Tiempo
1	30.961	25.451	33.426	26.832	30.961	56.412	1:29.838	1:56.670
2	28.220	25.090	34.730	26.524	28.220	53.310	1:28.040	1:54.564
3	27.282	25.299	33.245	26.613	27.282	52.581	1:25.826	1:52.439
4	27.271	25.071	33.251	26.616	27.271	52.342	1:25.593	1:52.209
5	27.349	25.147	33.030	26.647	27.349	52.496	1:25.526	1:52.173
6	27.654	24.975	33.007	26.436	27.654	52.629	1:25.636	1:52.072
7	27.564	25.098	33.005	26.397	27.564	52.662	1:25.667	1:52.064
8	29.988	25.159	33.070	26.457	29.988	55.147	1:28.217	1:54.674

#### 8 MINJAE KIM Clase: STCK600

Vta.	Sec.1	Sec.2	Sec.3	Sec.4	IP1	IP2	IP3	Tiempo
1	31.603	26.194	34.364	27.223	31.603	57.797	1:32.161	1:59.384
2	28.399	25.672	34.158	27.222	28.399	54.071	1:28.229	1:55.451
3	28.487	25.899	34.836	27.060	28.487	54.386	1:29.222	1:56.282
4	28.606	25.734	34.759	27.255	28.606	54.340	1:29.099	1:56.354
5	28.992	25.747	34.543	27.088	28.992	54.739	1:29.282	1:56.370
6	29.176	26.031	35.106	27.767	29.176	55.207	1:30.313	1:58.080

#### 10 LEUNGO K. GAOREKWE Clase: SSP

Vta.	Sec.1	Sec.2	Sec.3	Sec.4	IP1	IP2	IP3	Tiempo
1	30.051	24.992	32.545	26.120	30.051	55.043	1:27.588	1:53.708
2	26.819	24.559	32.658	26.011	26.819	51.378	1:24.036	1:50.047
3	26.418	24.623	32.154	25.958	26.418	51.041	1:23.195	1:49.153
4	26.352	24.718	32.069	25.829	26.352	51.070	1:23.139	1:48.968
5	26.354	24.661	32.168	25.907	26.354	51.015	1:23.183	1:49.090
6	26.448	24.633	32.164	25.859	26.448	51.081	1:23.245	1:49.104
7	26.394	24.679	32.085	25.737	26.394	51.073	1:23.158	1:48.895
8	26.907	24.789	32.337	25.854	26.907	51.696	1:24.033	1:49.887
9	26.710	24.684	32.108	25.848	26.710	51.394	1:23.502	1:49.350
10	26.848	24.539	32.233	25.843	26.848	51.387	1:23.620	1:49.463
11	26.486	25.106	32.240	25.899	26.486	51.592	1:23.832	1:49.731
12	26.483	24.606	32.348	26.308	26.483	51.089	1:23.437	1:49.745
13	26.598	24.657	32.187	25.858	26.598	51.255	1:23.442	1:49.300
14	26.621	24.655	32.173	25.807	26.621	51.276	1:23.449	1:49.256
15	26.603	24.691	32.548	27.008	26.603	51.294	1:23.842	1:50.850
16	26.584	24.759	32.454	26.033	26.584	51.343	1:23.797	1:49.830

#### 11 UNAI ORRADRE Clase: SSP

Vta.	Sec.1	Sec.2	Sec.3	Sec.4	IP1	IP2	IP3	Tiempo
1	29.870	24.763	32.134	25.800	29.870	54.633	1:26.767	1:52.567
2	26.545	24.281	31.985	25.843	26.545	50.826	1:22.811	1:48.654
3	26.672	24.293	31.823	25.625	26.672	50.965	1:22.788	1:48.413
4	27.792	24.551	31.702	25.621	27.792	52.343	1:24.045	1:49.666
5	26.454	24.442	31.754	25.635	26.454	50.896	1:22.650	1:48.285
6	26.485	24.280	31.624	25.783	26.485	50.765	1:22.389	1:48.172
7	26.481	24.359	31.667	25.656	26.481	50.840	1:22.507	1:48.163
8	26.749	24.423	31.736	25.576	26.749	51.172	1:22.908	1:48.484
9	26.363	24.402	31.884	25.769	26.363	50.765	1:22.649	1:48.418
10	26.478	24.359	31.890	25.806	26.478	50.837	1:22.727	1:48.533
11	26.512	24.599	32.073	25.961	26.512	51.111	1:23.184	1:49.145
12	26.633	24.572	32.088	25.789	26.633	51.205	1:23.293	1:49.082
13	26.674	24.573	32.016	25.875	26.674	51.247	1:23.263	1:49.138
14	26.714	24.623	32.220	26.012	26.714	51.337	1:23.557	1:49.569
15	26.646	24.541	32.382	25.841	26.646	51.187	1:23.569	1:49.410
16	26.861	24.650	32.268	26.883	26.861	51.511	1:23.779	1:50.662

#### 16 MITJA BORGELT Clase: STCK600

Vta.	Sec.1	Sec.2	Sec.3	Sec.4	IP1	IP2	IP3	Tiempo
1	30.783	25.507	33.211	26.310	30.783	56.290	1:29.501	1:55.811
2	27.034	24.897	32.750	26.129	27.034	51.931	1:24.681	1:50.810
3	27.039	24.691	32.439	26.200	27.039	51.730	1:24.169	1:50.369
4	26.905	24.732	32.405	26.210	26.905	51.637	1:24.042	1:50.252
5	27.062	24.761	32.416	26.140	27.062	51.823	1:24.239	1:50.379
6	26.769	24.737	32.385	26.118	26.769	51.506	1:23.891	1:50.009
7	27.811	24.786	32.441	26.063	27.811	52.597	1:25.038	1:51.101
8	26.912	24.685	32.438	26.090	26.912	51.597	1:24.035	1:50.125

#### 21 ROBERTO BLAZQUEZ Clase: STCK600

Vta.	Sec.1	Sec.2	Sec.3	Sec.4	IP1	IP2	IP3	Tiempo
1	31.442	26.084	33.994	27.270	31.442	57.526	1:31.520	1:58.790
2	27.673	25.511	33.554	27.272	27.673	53.184	1:26.738	1:54.010
3	27.560	25.107	33.297	27.019	27.560	52.667	1:25.964	1:52.983
4	27.617	25.002	33.160	27.015	27.617	52.619	1:25.779	1:52.794
5	27.818	25.353	33.231	26.929	27.818	53.171	1:26.402	1:53.331
6	27.476	24.982	32.910	26.933	27.476	52.458	1:25.368	1:52.301
7	27.258	25.051	32.949	26.812	27.258	52.309	1:25.258	1:52.070
8	27.216	25.061	33.073	26.957	27.216	52.277	1:25.350	1:52.307
9	27.235	25.060	33.141	26.757	27.235	52.295	1:25.436	1:52.193
10	27.386	25.028	32.909	26.820	27.386	52.414	1:25.323	1:52.143
11	27.353	25.162	33.031	26.670	27.353	52.515	1:25.546	1:52.216
12	27.232	25.183	32.770	26.833	27.232	52.415	1:25.185	1:52.018
13	27.679	25.415	33.152	26.920	27.679	53.094	1:26.246	1:53.166
14	27.326	25.212	33.010	26.871	27.326	52.538	1:25.548	1:52.419
15	27.456	25.048	32.664	26.768	27.456	52.504	1:25.168	1:51.936
16	27.404	25.110	32.803	26.872	27.404	52.514	1:25.317	1:52.189

## SUPERSPORT CARRERA 1

### 27 DIEGO HERNANDO Clase: SSP

Vta.	Sec.1	Sec.2	Sec.3	Sec.4	IP1	IP2	IP3	Tiempo
1	30.405	25.201	33.596	26.190	30.405	55.606	1:29.202	1:55.392
2	26.957	24.684	32.534	25.950	26.957	51.641	1:24.175	1:50.125
3	26.913	24.725	32.567	26.236	26.913	51.638	1:24.205	1:50.441
4	26.823	24.785	32.506	26.030	26.823	51.608	1:24.114	1:50.144
5	26.869	24.702	32.493	26.017	26.869	51.571	1:24.064	1:50.081
6	27.036	24.706	32.286	25.996	27.036	51.742	1:24.028	1:50.024
7	26.806	24.745	32.527	26.007	26.806	51.551	1:24.078	1:50.085
8	27.023	24.751	32.525	26.122	27.023	51.774	1:24.299	1:50.421
9	26.924	24.756	32.334	26.044	26.924	51.680	1:24.014	1:50.058
10	27.039	24.690	32.474	26.150	27.039	51.729	1:24.203	1:50.353
11	27.130	24.978	32.554	26.109	27.130	52.108	1:24.662	1:50.771

### 32 MARCOS LUDEÑA Clase: SSP

Vta.	Sec.1	Sec.2	Sec.3	Sec.4	IP1	IP2	IP3	Tiempo
1	29.952	25.104	34.350	26.260	29.952	55.056	1:29.406	1:55.666
2	26.864	24.723	34.920	26.864	26.864	51.587	1:26.507	Pit 1:26.507
3	25.140	33.636	26.274	25.140	33.636	26.274	25.140	58.776
4	27.343	24.627	32.452	25.709	27.343	51.970	1:24.422	1:50.131
5	26.823	24.590	32.355	25.636	26.823	51.413	1:23.768	1:49.404
6	26.657	24.527	32.290	25.881	26.657	51.184	1:23.474	1:49.355
7	26.874	24.730	32.975	26.169	26.874	51.604	1:24.579	1:50.748
8	27.145	24.718	32.400	25.830	27.145	51.863	1:24.263	1:50.093
9	26.758	24.687	32.451	25.963	26.758	51.445	1:23.896	1:49.859
10	26.873	24.767	32.488	25.870	26.873	51.640	1:24.128	1:49.998
11	26.863	24.717	32.322	25.735	26.863	51.580	1:23.902	1:49.637
12	26.788	24.712	32.351	25.754	26.788	51.500	1:23.851	1:49.605
13	26.695	24.608	32.327	25.869	26.695	51.303	1:23.630	1:49.499
14	26.795	24.534	32.330	25.710	26.795	51.329	1:23.659	1:49.369
15	26.867	24.607	32.324	25.923	26.867	51.474	1:23.798	1:49.721

### 41 KADIR ERBAY Clase: SSP

Vta.	Sec.1	Sec.2	Sec.3	Sec.4	IP1	IP2	IP3	Tiempo
1	30.182	24.905	32.578	26.083	30.182	55.087	1:27.665	1:53.748
2	27.037	24.479	32.391	26.022	27.037	51.516	1:23.907	1:49.929
3	26.937	24.260	32.157	25.907	26.937	51.197	1:23.354	1:49.261
4	26.564	24.431	32.209	25.933	26.564	50.995	1:23.204	1:49.137
5	26.871	24.380	32.179	25.808	26.871	51.251	1:23.430	1:49.238
6	26.623	24.368	32.480	25.838	26.623	50.991	1:23.471	1:49.309
7	26.598	24.514	32.159	25.702	26.598	51.112	1:23.271	1:48.973
8	26.594	24.336	32.309	25.774	26.594	50.930	1:23.239	1:49.013
9	26.865	24.542	32.185	25.733	26.865	51.407	1:23.592	1:49.325
10	26.540	24.280	32.153	25.787	26.540	50.820	1:22.973	1:48.760
11	26.596	24.435	32.215	25.796	26.596	51.031	1:23.246	1:49.042
12	26.611	24.454	32.049	25.846	26.611	51.065	1:23.114	1:48.960
13	26.564	24.508	31.907	25.888	26.564	51.072	1:22.979	1:48.867
14	26.759	24.784	32.012	25.661	26.759	51.543	1:23.555	1:49.216
15	26.559	24.401	32.044	25.813	26.559	50.960	1:23.004	1:48.817
16	26.494	24.381	31.978	25.722	26.494	50.875	1:22.853	1:48.575

### 47 TYMUR KOSTIN Clase: STCK600

Vta.	Sec.1	Sec.2	Sec.3	Sec.4	IP1	IP2	IP3	Tiempo
1	31.266	25.481	33.450	26.494	31.266	56.747	1:30.197	1:56.691
2	27.680	25.068	33.081	26.475	27.680	52.748	1:25.829	1:52.304
3	27.581	25.678	33.196	26.544	27.581	53.259	1:26.455	1:52.999
4	27.285	25.123	33.061	26.417	27.285	52.408	1:25.469	1:51.886
5	27.338	25.177	32.898	26.464	27.338	52.515	1:25.413	1:51.877
6	27.430	24.972	32.833	26.317	27.430	52.402	1:25.235	1:51.552
7	27.425	25.162	32.806	26.522	27.425	52.587	1:25.393	1:51.915
8	27.334	24.967	32.735	26.383	27.334	52.301	1:25.036	1:51.419
9	27.328	25.053	32.983	26.533	27.328	52.381	1:25.364	1:51.897
10	27.491	25.208	33.001	26.654	27.491	52.699	1:25.700	1:52.354
11	27.561	25.155	32.863	26.419	27.561	52.716	1:25.579	1:51.998
12	27.588	25.060	33.472	26.524	27.588	52.648	1:26.120	1:52.644
13	27.426	25.139	33.225	26.546	27.426	52.565	1:25.790	1:52.336
14	27.482	25.193	32.866	26.450	27.482	52.675	1:25.541	1:51.991
15	27.320	25.103	32.881	26.425	27.320	52.423	1:25.304	1:51.729
16	27.833	25.309	33.125	26.783	27.833	53.142	1:26.267	1:53.050

### 54 ADRIAN TORRELO Clase: STCK600

Vta.	Sec.1	Sec.2	Sec.3	Sec.4	IP1	IP2	IP3	Tiempo
1	31.256	26.421	34.406	27.096	31.256	57.677	1:32.083	1:59.179
2	27.699	25.573	33.669	27.019	27.699	53.272	1:26.941	1:53.960
3	27.685	25.292	33.120	26.943	27.685	52.977	1:26.097	1:53.040
4	27.624	25.354	33.034	26.675	27.624	52.978	1:26.012	1:52.687
5	27.375	25.439	33.088	26.583	27.375	52.814	1:25.902	1:52.485
6	27.377	25.304	32.952	26.282	27.377	52.681	1:25.633	1:51.915
7	27.340	25.399	33.240	26.407	27.340	52.739	1:25.979	1:52.386
8	27.613	25.332	33.004	26.328	27.613	52.945	1:25.949	1:52.277
9	27.297	25.618	32.995	26.438	27.297	52.915	1:25.910	1:52.348
10	27.416	25.339	33.046	26.462	27.416	52.755	1:25.801	1:52.263
11	27.503	25.404	32.998	26.433	27.503	52.907	1:25.905	1:52.338
12	27.454	25.639	32.946	26.520	27.454	53.093	1:26.039	1:52.559
13	27.399	25.428	33.250	26.492	27.399	52.827	1:26.077	1:52.569
14	27.573	25.480	33.396	26.761	27.573	53.053	1:26.449	1:53.210
15	27.482	25.284	33.010	26.449	27.482	52.766	1:25.776	1:52.225
16	27.562	25.534	33.299	26.600	27.562	53.096	1:26.395	1:52.995

### 57 DIEGO T. DE PONTE Clase: STCK600

Vta.	Sec.1	Sec.2	Sec.3	Sec.4	IP1	IP2	IP3	Tiempo
1	30.217	25.209	32.782	26.407	30.217	55.426	1:28.208	1:54.615
2	26.880	24.833	33.159	26.247	26.880	51.713	1:24.872	1:51.119
3	26.661	24.933	32.522	26.458	26.661	51.594	1:24.116	1:50.574
4	27.153	24.822	32.466	26.315	27.153	51.975	1:24.441	1:50.756
5	26.701	24.815	32.513	26.277	26.701	51.516	1:24.029	1:50.306
6	26.863	24.745	32.554	26.250	26.863	51.608	1:24.162	1:50.412
7	26.792	24.798	32.460	26.167	26.792	51.590	1:24.050	1:50.217
8	26.696	24.772	32.578	26.199	26.696	51.468	1:24.046	1:50.245
9	26.701	24.750	32.525	26.225	26.701	51.451	1:23.976	1:50.201
10	26.843	24.787	32.961	26.319	26.843	51.630	1:24.591	1:50.910
11	27.062	25.093	32.624	26.265	27.062	52.155	1:24.779	1:51.044
12	27.259	24.869	32.832	26.275	27.259	52.128	1:24.960	1:51.235
13	26.863	24.816	32.621	26.364	26.863	51.679	1:24.300	1:50.664
14	27.223	24.900	32.719	26.277	27.223	52.123	1:24.842	1:51.119
15	27.002	24.857	32.881	26.303	27.002	51.859	1:24.740	1:51.043
16	27.198	24.931	32.709	27.009	27.198	52.129	1:24.838	1:51.847

## SUPERSPORT CARRERA 1

### 58 JOSE LUIS ARMARIO Clase: STCK600

Vta.	Sec.1	Sec.2	Sec.3	Sec.4	IP1	IP2	IP3	Tiempo
1	30.294	25.116	32.821	26.214	30.294	55.410	1:28.231	1:54.445
2	27.268	24.493	32.573	25.906	27.268	51.761	1:24.334	1:50.240
3	26.864	24.581	32.254	25.750	26.864	51.445	1:23.699	1:49.449
4	26.909	24.736	32.266	25.821	26.909	51.645	1:23.911	1:49.732
5	27.697	24.507	32.221	25.959	27.697	52.204	1:24.425	1:50.384
6	26.923	24.570	32.251	25.792	26.923	51.493	1:23.744	1:49.536
7	26.908	24.655	32.226	25.753	26.908	51.563	1:23.789	1:49.542
8	26.930	24.482	32.160	25.899	26.930	51.412	1:23.572	1:49.471
9	27.053	24.781	32.262	25.882	27.053	51.834	1:24.096	1:49.978
10	27.039	24.613	32.243	26.084	27.039	51.652	1:23.895	1:49.979
11	27.101	24.756	32.420	26.088	27.101	51.857	1:24.277	1:50.365
12	27.397	24.979	32.713	26.147	27.397	52.376	1:25.089	1:51.236
13	27.310	24.961	32.799	26.044	27.310	52.271	1:25.070	1:51.114
14	27.022	24.644	32.310	25.981	27.022	51.666	1:23.976	1:49.957
15	27.294	24.832	32.772	26.216	27.294	52.126	1:24.898	1:51.114
16	27.664	25.220	33.212	28.153	27.664	52.884	1:26.096	1:54.249

### 66 SERGIO GARCIA Clase: SSP

Vta.	Sec.1	Sec.2	Sec.3	Sec.4	IP1	IP2	IP3	Tiempo
1	29.900	24.721	32.031	25.723	29.900	54.621	1:26.652	1:52.375
2	26.843	24.524	32.206	25.656	26.843	51.367	1:23.573	1:49.229
3	26.632	24.648	32.139	25.637	26.632	51.280	1:23.419	1:49.056
4	26.712	24.520	31.978	25.604	26.712	51.232	1:23.210	1:48.814
5	26.555	24.404	32.106	25.757	26.555	50.959	1:23.065	1:48.822
6	26.601	24.611	32.208	25.659	26.601	51.212	1:23.420	1:49.079
7	26.724	24.518	32.212	25.508	26.724	51.242	1:23.454	1:48.962
8	26.577	24.608	32.403	26.028	26.577	51.185	1:23.588	1:49.616
9	26.927	24.570	32.351	25.610	26.927	51.497	1:23.848	1:49.458
10	26.602	24.607	32.407	25.692	26.602	51.209	1:23.616	1:49.308
11	26.906	24.863	32.359	25.775	26.906	51.769	1:24.128	1:49.903
12	26.649	24.654	32.402	25.662	26.649	51.303	1:23.705	1:49.367
13	26.638	24.585	32.163	26.187	26.638	51.223	1:23.386	1:49.573
14	26.642	24.566	32.167	25.566	26.642	51.208	1:23.375	1:48.941
15	26.520	24.432	32.148	25.576	26.520	50.952	1:23.100	1:48.676
16	26.561	24.457	32.265	25.870	26.561	51.018	1:23.283	1:49.153

### 72 YERAY RUIZ Clase: SSP

Vta.	Sec.1	Sec.2	Sec.3	Sec.4	IP1	IP2	IP3	Tiempo
1	29.861	25.089	32.175	25.743	29.861	54.950	1:27.125	1:52.868
2	26.770	24.363	32.309	25.844	26.770	51.133	1:23.442	1:49.286
3	26.636	24.483	32.038	25.644	26.636	51.119	1:23.157	1:48.801
4	26.461	24.430	32.126	25.687	26.461	50.891	1:23.017	1:48.704
5	26.380	24.594	32.184	25.709	26.380	50.974	1:23.158	1:48.867
6	26.480	24.535	32.061	25.772	26.480	51.015	1:23.076	1:48.848
7	26.503	24.498	32.137	25.799	26.503	51.001	1:23.138	1:48.937
8	26.381	24.515	32.012	25.861	26.381	50.896	1:22.908	1:48.769
9	26.631	24.484	32.111	25.788	26.631	51.115	1:23.226	1:49.014
10	26.840	24.539	32.166	25.812	26.840	51.379	1:23.545	1:49.357
11	26.761	24.848	32.134	25.747	26.761	51.609	1:23.743	1:49.490
12	26.692	24.718	32.194	25.859	26.692	51.410	1:23.604	1:49.463
13	26.717	24.569	32.118	25.849	26.717	51.286	1:23.404	1:49.253
14	26.684	24.558	32.081	25.795	26.684	51.242	1:23.323	1:49.118
15	26.572	24.574	32.273	25.658	26.572	51.146	1:23.419	1:49.077
16	26.675	24.509	32.151	25.724	26.675	51.184	1:23.335	1:49.059

### 77 URIEL HIDALGO Clase: STCK600

Vta.	Sec.1	Sec.2	Sec.3	Sec.4	IP1	IP2	IP3	Tiempo
1	30.698	25.238	32.588	26.698	30.698	55.936	1:26.655	1:53.285
2	26.770	24.363	32.309	25.844	26.770	51.133	1:23.442	1:49.286
3	26.636	24.483	32.038	25.644	26.636	51.119	1:23.157	1:48.801
4	26.461	24.430	32.126	25.687	26.461	50.891	1:23.017	1:48.704
5	26.380	24.594	32.184	25.709	26.380	50.974	1:23.158	1:48.867
6	26.480	24.535	32.061	25.772	26.480	51.015	1:23.076	1:48.848
7	26.503	24.498	32.137	25.799	26.503	51.001	1:23.138	1:48.937
8	26.381	24.515	32.012	25.861	26.381	50.896	1:22.908	1:48.769
9	26.631	24.484	32.111	25.788	26.631	51.115	1:23.226	1:49.014
10	26.840	24.539	32.166	25.812	26.840	51.379	1:23.545	1:49.357
11	26.761	24.848	32.134	25.747	26.761	51.609	1:23.743	1:49.490
12	26.692	24.718	32.194	25.859	26.692	51.410	1:23.604	1:49.463
13	26.717	24.569	32.118	25.849	26.717	51.286	1:23.404	1:49.253
14	26.684	24.558	32.081	25.795	26.684	51.242	1:23.323	1:49.118
15	26.572	24.574	32.273	25.658	26.572	51.146	1:23.419	1:49.077
16	26.675	24.509	32.151	25.724	26.675	51.184	1:23.335	1:49.059

### 97 MAURO GOMEZ Clase: STCK600

Vta.	Sec.1	Sec.2	Sec.3	Sec.4	IP1	IP2	IP3	Tiempo
1	31.344	25.564	33.293	26.513	31.344	56.908	1:30.201	1:56.714
2	27.475	25.370	33.239	26.848	27.475	52.845	1:26.084	1:52.932
3	27.831	25.469	33.336	27.047	27.831	53.300	1:26.636	1:53.683
4	27.593	25.227	33.057	26.727	27.593	52.820	1:25.877	1:52.604
5	27.585	25.386	33.225	26.596	27.585	52.971	1:26.196	1:52.792
6	27.824	25.348	33.207	26.641	27.824	53.172	1:26.379	1:53.020
7	27.355	25.315	32.738	26.333	27.355	52.670	1:25.408	1:51.741
8	27.401	25.039	32.987	26.549	27.401	52.440	1:25.427	1:51.976
9	27.605	25.259	33.209	26.508	27.605	52.864	1:26.073	1:52.581
10	27.607	25.278	32.731	26.480	27.607	52.885	1:25.616	1:52.096
11	27.484	25.101	33.248	26.508	27.484	52.585	1:25.833	1:52.341
12	27.352	25.143	33.065	26.520	27.352	52.495	1:25.560	1:52.080
13	27.485	25.169	33.042	26.481	27.485	52.654	1:25.696	1:52.177
14	27.336	25.145	33.014	26.496	27.336	52.481	1:25.495	1:51.991
15	27.514	25.004	33.248	26.492	27.514	52.518	1:25.766	1:52.258
16	27.527	25.297	33.236	26.792	27.527	52.824	1:26.060	1:52.852

## SUPERSPORT CARRERA 1

### ORDEN DE PASO POR VUELTA

Vuelta 0 (Salida)				Vuelta 1				Vuelta 2				Vuelta 3				Vuelta 4			
Nº	Va	T.Vta	Dif	Nº	Va	T.Vta	Dif	Nº	Va	T.Vta	Dif	Nº	Va	T.Vta	Dif	Nº	Va	T.Vta	Dif
10	0			11	1	1:52.567		11	2	1:48.654		11	3	1:48.413		11	4	1:49.666	
11	0	+0.010		66	1	1:52.375	+0.120	66	2	1:49.229	+0.695	66	3	1:49.056	+1.338	66	4	1:48.814	+0.486
66	0	+0.322		10	1	1:53.708	+1.131	72	2	1:49.286	+2.077	72	3	1:48.801	+2.465	72	4	1:48.704	+1.503
41	0	+0.349		72	1	1:52.868	+1.445	10	2	1:50.047	+2.524	10	3	1:49.153	+3.264	10	4	1:48.968	+2.566
32	0	+0.801		41	1	1:53.748	+1.520	41	2	1:49.929	+2.795	41	3	1:49.261	+3.643	41	4	1:49.137	+3.114
97	0	+0.902		57	1	1:54.615	+2.962	58	2	1:50.240	+4.565	58	3	1:49.449	+5.601	58	4	1:49.732	+5.667
57	0	+0.924		58	1	1:54.445	+2.979	57	2	1:51.119	+5.427	27	3	1:50.441	+7.575	27	4	1:50.144	+8.053
58	0	+1.111		32	1	1:55.666	+3.890	27	2	1:50.125	+5.547	57	3	1:50.574	+7.588	57	4	1:50.756	+8.678
72	0	+1.154		27	1	1:55.392	+4.076	16	2	1:50.810	+6.621	16	3	1:50.369	+8.577	16	4	1:50.252	+9.163
16	0	+1.231		16	1	1:55.811	+4.465	97	2	1:52.932	+9.317	47	3	1:52.999	+14.205	47	4	1:51.886	+16.425
27	0	+1.261		97	1	1:56.714	+5.039	47	2	1:52.304	+9.619	97	3	1:53.683	+14.587	97	4	1:52.604	+17.525
54	0	+1.595		47	1	1:56.691	+5.969	7	2	1:54.564	+11.908	7	3	1:52.439	+15.934	7	4	1:52.209	+18.477
21	0	+1.792		7	1	1:56.670	+5.998	21	2	1:54.010	+13.361	21	3	1:52.983	+17.931	21	4	1:52.794	+21.059
47	0	+1.855		21	1	1:58.790	+8.005	54	2	1:53.960	+13.503	54	3	1:53.040	+18.130	54	4	1:52.687	+21.151
7	0	+1.905		54	1	1:59.179	+8.197	8	2	1:55.451	+15.718	8	3	1:56.282	+23.587	8	4	1:56.354	+30.275
8	0	+2.114		8	1	1:59.384	+8.921					32	2		+24.080	32	3	1:56.497	+30.911
												77	1		+44.510	77	2	2:02.257	+57.101

Vuelta 5				Vuelta 6				Vuelta 7				Vuelta 8				Vuelta 9			
Nº	Va	T.Vta	Dif	Nº	Va	T.Vta	Dif	Nº	Va	T.Vta	Dif	Nº	Va	T.Vta	Dif	Nº	Va	T.Vta	Dif
11	5	1:48.285		11	6	1:48.172		11	7	1:48.163		11	8	1:48.484		11	9	1:48.418	
66	5	1:48.822	+1.023	66	6	1:49.079	+1.930	66	7	1:48.962	+2.729	72	8	1:48.769	+3.820	72	9	1:49.014	+4.416
72	5	1:48.867	+2.085	72	6	1:48.848	+2.761	72	7	1:48.937	+3.535	66	8	1:49.616	+3.861	66	9	1:49.458	+4.901
10	5	1:49.090	+3.371	10	6	1:49.104	+4.303	10	7	1:48.895	+5.035	10	8	1:49.887	+6.438	10	9	1:49.350	+7.370
41	5	1:49.238	+4.067	41	6	1:49.309	+5.204	41	7	1:48.973	+6.014	41	8	1:49.013	+6.543	41	9	1:49.325	+7.450
58	5	1:50.384	+7.766	58	6	1:49.536	+9.130	58	7	1:49.542	+10.509	58	8	1:49.471	+11.496	58	9	1:49.978	+13.056
27	5	1:50.081	+9.849	27	6	1:50.024	+11.701	27	7	1:50.085	+13.623	27	8	1:50.421	+15.560	27	9	1:50.058	+17.200
57	5	1:50.306	+10.699	57	6	1:50.412	+12.939	57	7	1:50.217	+14.993	57	8	1:50.245	+16.754	57	9	1:50.201	+18.537
16	5	1:50.379	+11.257	16	6	1:50.009	+13.094	16	7	1:51.101	+16.032	16	8	1:50.125	+17.673	47	9	1:51.897	+33.563
47	5	1:51.877	+20.017	47	6	1:51.552	+23.397	47	7	1:51.915	+27.149	47	8	1:51.419	+30.084	97	9	1:52.581	+38.113
97	5	1:52.792	+22.032	7	6	1:52.072	+26.265	7	7	1:52.064	+30.166	97	8	1:51.976	+33.950	32	8	1:50.093	+39.120
7	5	1:52.173	+22.365	97	6	1:53.020	+26.880	97	7	1:51.741	+30.458	7	8	1:54.674	+36.356	54	9	1:52.348	+41.040
54	5	1:52.485	+25.351	54	6	1:51.915	+29.094	54	7	1:52.386	+33.317	54	8	1:52.277	+37.110	21	9	1:52.193	+41.739
21	5	1:53.331	+26.105	21	6	1:52.301	+30.234	21	7	1:52.070	+34.141	32	7	1:50.748	+37.445	77	7	1:53.784	+1:23.063
32	4	1:50.131	+32.757	32	5	1:49.404	+33.989	32	6	1:49.355	+35.181	21	8	1:52.307	+37.964				
8	5	1:56.370	+38.360	8	6	1:58.080	+48.268	77	5	1:53.248	+1:12.917	77	6	1:53.264	+1:17.697				
77	3	1:53.285	+1:02.101	77	4	1:53.903	+1:07.832												

## SUPERSPORT CARRERA 1

Vuelta 10				Vuelta 11				Vuelta 12				Vuelta 13				Vuelta 14			
Nº	Va	T.Vta	Dif	Nº	Va	T.Vta	Dif	Nº	Va	T.Vta	Dif	Nº	Va	T.Vta	Dif	Nº	Va	T.Vta	Dif
11	10	1:48.533		11	11	1:49.145		11	12	1:49.082		11	13	1:49.138		11	14	1:49.569	
72	10	1:49.357	+5.240	72	11	1:49.490	+5.585	72	12	1:49.463	+5.966	72	13	1:49.253	+6.081	72	14	1:49.118	+5.630
66	10	1:49.308	+5.676	66	11	1:49.903	+6.434	66	12	1:49.367	+6.719	66	13	1:49.573	+7.154	66	14	1:48.941	+6.526
41	10	1:48.760	+7.677	41	11	1:49.042	+7.574	41	12	1:48.960	+7.452	41	13	1:48.867	+7.181	41	14	1:49.216	+6.828
10	10	1:49.463	+8.300	10	11	1:49.731	+8.886	10	12	1:49.745	+9.549	10	13	1:49.300	+9.711	10	14	1:49.256	+9.398
58	10	1:49.979	+14.502	58	11	1:50.365	+15.722	58	12	1:51.236	+17.876	58	13	1:51.114	+19.852	58	14	1:49.957	+20.240
27	10	1:50.353	+19.020	27	11	1:50.771	+20.646	57	12	1:51.235	+24.966	57	13	1:50.664	+26.492	57	14	1:51.119	+28.042
57	10	1:50.910	+20.914	57	11	1:51.044	+22.813	32	11	1:49.637	+41.854	32	12	1:49.605	+42.321	32	13	1:49.499	+42.251
47	10	1:52.354	+37.384	47	11	1:51.998	+40.237	47	12	1:52.644	+43.799	47	13	1:52.336	+46.997	47	14	1:51.991	+49.419
32	9	1:49.859	+40.446	32	10	1:49.998	+41.299	97	12	1:52.080	+47.870	97	13	1:52.177	+50.909	97	14	1:51.991	+53.331
97	10	1:52.096	+41.676	97	11	1:52.341	+44.872	21	12	1:52.018	+51.356	54	13	1:52.569	+54.871	21	14	1:52.419	+58.234
54	10	1:52.263	+44.770	54	11	1:52.338	+47.963	54	12	1:52.559	+51.440	21	13	1:53.166	+55.384	54	14	1:53.210	+58.512
21	10	1:52.143	+45.349	21	11	1:52.216	+48.420	77	10	1:54.394	+1:37.245	77	11	1:53.187	+1:41.294				
77	8	1:53.289	+1:27.819	77	9	1:53.259	+1:31.933												

Vuelta 15				Vuelta 16			
Nº	Va	T.Vta	Dif	Nº	Va	T.Vta	Dif
11	15	1:49.410		11	16	1:50.662	
72	15	1:49.077	+5.297	72	16	1:49.059	+3.694
66	15	1:48.676	+5.792	41	16	1:48.575	+4.148
41	15	1:48.817	+6.235	66	16	1:49.153	+4.283
10	15	1:50.850	+10.838	10	16	1:49.830	+10.006
77	12	2:09.323	+11.638	77	13	1:52.714	+13.690
58	15	1:51.114	+21.944	58	16	1:54.249	+25.531
57	15	1:51.043	+29.675	57	16	1:51.847	+30.860
32	14	1:49.369	+42.210	32	15	1:49.721	+41.269
47	15	1:51.729	+51.738	47	16	1:53.050	+54.126
97	15	1:52.258	+56.179	97	16	1:52.852	+58.369
21	15	1:51.936	+1:00.760	21	16	1:52.189	+1:02.287
54	15	1:52.225	+1:01.327	54	16	1:52.995	+1:03.660

## SUPERSPORT CARRERA 1

### 40 MEJORES VUELTAS

Nº	Nombre	Clase	Tiempo	En Vuelta
11	UNAI ORRADRE	SSP	1:48.163	7
11	UNAI ORRADRE	SSP	1:48.172	6
11	UNAI ORRADRE	SSP	1:48.285	5
11	UNAI ORRADRE	SSP	1:48.413	3
11	UNAI ORRADRE	SSP	1:48.418	9
11	UNAI ORRADRE	SSP	1:48.484	8
11	UNAI ORRADRE	SSP	1:48.533	10
41	KADIR ERBAY	SSP	1:48.575	16
11	UNAI ORRADRE	SSP	1:48.654	2
66	SERGIO GARCIA	SSP	1:48.676	15
72	YERAY RUIZ	SSP	1:48.704	4
41	KADIR ERBAY	SSP	1:48.760	10
72	YERAY RUIZ	SSP	1:48.769	8
72	YERAY RUIZ	SSP	1:48.801	3
66	SERGIO GARCIA	SSP	1:48.814	4
41	KADIR ERBAY	SSP	1:48.817	15
66	SERGIO GARCIA	SSP	1:48.822	5
72	YERAY RUIZ	SSP	1:48.848	6
72	YERAY RUIZ	SSP	1:48.867	5
41	KADIR ERBAY	SSP	1:48.867	13
10	LEUNGO K. GAOREKWE	SSP	1:48.895	7
72	YERAY RUIZ	SSP	1:48.937	7
66	SERGIO GARCIA	SSP	1:48.941	14
41	KADIR ERBAY	SSP	1:48.960	12
66	SERGIO GARCIA	SSP	1:48.962	7
10	LEUNGO K. GAOREKWE	SSP	1:48.968	4
41	KADIR ERBAY	SSP	1:48.973	7
41	KADIR ERBAY	SSP	1:49.013	8
72	YERAY RUIZ	SSP	1:49.014	9
41	KADIR ERBAY	SSP	1:49.042	11
66	SERGIO GARCIA	SSP	1:49.056	3
72	YERAY RUIZ	SSP	1:49.059	16
72	YERAY RUIZ	SSP	1:49.077	15
66	SERGIO GARCIA	SSP	1:49.079	6
11	UNAI ORRADRE	SSP	1:49.082	12
10	LEUNGO K. GAOREKWE	SSP	1:49.090	5
10	LEUNGO K. GAOREKWE	SSP	1:49.104	6
72	YERAY RUIZ	SSP	1:49.118	14
41	KADIR ERBAY	SSP	1:49.137	4
11	UNAI ORRADRE	SSP	1:49.138	13

## SUPERSPORT CARRERA 1

### TOP 5 MEJORES VUELTAS

Nº	Nombre	Clase	V1	V2	V3	V4	V5
11	UNAI ORRADRE	SSP	1:48.163	1:48.172	1:48.285	1:48.413	1:48.418
41	KADIR ERBAY	SSP	1:48.575	1:48.760	1:48.817	1:48.867	1:48.960
66	SERGIO GARCIA	SSP	1:48.676	1:48.814	1:48.822	1:48.941	1:48.962
72	YERAY RUIZ	SSP	1:48.704	1:48.769	1:48.801	1:48.848	1:48.867
10	LEUNGO K. GAOREKWE	SSP	1:48.895	1:48.968	1:49.090	1:49.104	1:49.153
32	MARCOS LUDEÑA	SSP	1:49.355	1:49.369	1:49.404	1:49.499	1:49.605
58	JOSE LUIS ARMARIO	STCK600	1:49.449	1:49.471	1:49.536	1:49.542	1:49.732
16	MITJA BORGELT	STCK600	1:50.009	1:50.125	1:50.252	1:50.369	1:50.379
27	DIEGO HERNANDO	SSP	1:50.024	1:50.058	1:50.081	1:50.085	1:50.125
57	DIEGO T. DE PONTE	STCK600	1:50.201	1:50.217	1:50.245	1:50.306	1:50.412
47	TYMUR KOSTIN	STCK600	1:51.419	1:51.552	1:51.729	1:51.877	1:51.886
97	MAURO GOMEZ	STCK600	1:51.741	1:51.976	1:51.991	1:52.080	1:52.096
54	ADRIAN TORRELO	STCK600	1:51.915	1:52.225	1:52.263	1:52.277	1:52.338
21	ROBERTO BLAZQUEZ	STCK600	1:51.936	1:52.018	1:52.070	1:52.143	1:52.189
7	GUERAU SIMO	SSP	1:52.064	1:52.072	1:52.173	1:52.209	1:52.439
77	URIEL HIDALGO	STCK600	1:52.714	1:53.187	1:53.248	1:53.259	1:53.264
8	MINJAE KIM	STCK600	1:55.451	1:56.282	1:56.354	1:56.370	1:58.080

## SUPERSPORT CARRERA 1

### 40 MEJORES VELOCIDADES

Nº	Nombre	Clase	Velocidad	En V.	Tiempo sesión
66	SERGIO GARCIA	SSP	274.620	10	18:17.490
41	KADIR ERBAY	SSP	272.870	10	18:19.491
66	SERGIO GARCIA	SSP	272.870	16	29:13.103
10	LEUNGO K. GAOREKWE	SSP	271.140	10	18:20.114
41	KADIR ERBAY	SSP	271.140	5	9:14.111
66	SERGIO GARCIA	SSP	271.140	7	12:49.108
66	SERGIO GARCIA	SSP	271.140	14	25:35.274
41	KADIR ERBAY	SSP	269.430	2	3:46.475
41	KADIR ERBAY	SSP	269.430	4	7:24.873
41	KADIR ERBAY	SSP	269.430	6	11:03.420
41	KADIR ERBAY	SSP	269.430	15	27:24.393
66	SERGIO GARCIA	SSP	269.430	3	5:33.431
66	SERGIO GARCIA	SSP	269.430	4	7:22.245
66	SERGIO GARCIA	SSP	269.430	5	9:11.067
66	SERGIO GARCIA	SSP	269.430	6	11:00.146
66	SERGIO GARCIA	SSP	269.430	8	14:38.724
66	SERGIO GARCIA	SSP	269.430	11	20:07.393
66	SERGIO GARCIA	SSP	269.430	13	23:46.333
66	SERGIO GARCIA	SSP	269.430	15	27:23.950
10	LEUNGO K. GAOREKWE	SSP	267.750	9	16:30.651
41	KADIR ERBAY	SSP	267.750	7	12:52.393
41	KADIR ERBAY	SSP	267.750	8	14:41.406
41	KADIR ERBAY	SSP	267.750	11	20:08.533
41	KADIR ERBAY	SSP	267.750	13	23:46.360
66	SERGIO GARCIA	SSP	267.750	12	21:56.760
10	LEUNGO K. GAOREKWE	SSP	266.090	3	5:35.357
10	LEUNGO K. GAOREKWE	SSP	266.090	5	9:13.415
10	LEUNGO K. GAOREKWE	SSP	266.090	7	12:51.414
10	LEUNGO K. GAOREKWE	SSP	266.090	8	14:41.301
27	DIEGO HERNANDO	SSP	266.090	2	3:49.227
41	KADIR ERBAY	SSP	266.090	9	16:30.731
66	SERGIO GARCIA	SSP	266.090	9	16:28.182
10	LEUNGO K. GAOREKWE	SSP	264.440	4	7:24.325
10	LEUNGO K. GAOREKWE	SSP	264.440	11	20:09.845
10	LEUNGO K. GAOREKWE	SSP	264.440	14	25:38.146
10	LEUNGO K. GAOREKWE	SSP	264.440	16	29:18.826
32	MARCOS LUDENA	SSP	264.440	8	17:02.401
32	MARCOS LUDENA	SSP	264.440	11	22:31.895
41	KADIR ERBAY	SSP	264.440	3	5:35.736
41	KADIR ERBAY	SSP	264.440	12	21:57.493

## SUPERSPORT CARRERA 1

### 5 MEJORES VELOCIDADES POR PILOTO

Nº	Nombre	Clase	V1	V2	V3	V4	V5
66	SERGIO GARCIA	SSP	274.620	272.870	271.140	271.140	269.430
41	KADIR ERBAY	SSP	272.870	271.140	269.430	269.430	269.430
10	LEUNGO K. GAOREKWE	SSP	271.140	267.750	266.090	266.090	266.090
27	DIEGO HERNANDO	SSP	266.090	262.820	261.220	259.640	259.640
32	MARCOS LUDEÑA	SSP	264.440	264.440	262.820	262.820	262.820
57	DIEGO T. DE PONTE	STCK600	264.440	262.820	261.220	261.220	259.640
7	GUERAU SIMO	SSP	262.820	262.820	261.220	261.220	259.640
11	UNAI ORRADRE	SSP	262.820	261.220	261.220	259.640	259.640
72	YERAY RUIZ	SSP	261.220	259.640	259.640	259.640	259.640
97	MAURO GOMEZ	STCK600	259.640	259.640	258.070	256.530	256.530
16	MITJA BORGELT	STCK600	258.070	256.530	256.530	256.530	255.000
21	ROBERTO BLAZQUEZ	STCK600	258.070	258.070	255.000	255.000	255.000
47	TYMUR KOSTIN	STCK600	258.070	256.530	256.530	253.490	253.490
54	ADRIAN TORRELO	STCK600	258.070	258.070	256.530	256.530	256.530
77	URIEL HIDALGO	STCK600	258.070	258.070	256.530	255.000	255.000
58	JOSE LUIS ARMARIO	STCK600	255.000	253.490	253.490	253.490	253.490
8	MINJAE KIM	STCK600	244.800	244.800	240.670	238.000	238.000

## SUPERSPORT CARRERA 1

### PLANNING

V 0	V 1	V 2	V 3	V 4	V 5	V 6	V 7	V 8	V 9	V 10	V 11	V 12	V 13	V 14	V 15	V 16	Hora T.
10	11	11	11	11	11	11	11	11	11	11	11	11	11	11	11	<u>11</u>	29:08.820
11	66	66	66	66	66	66	66	72	72	72	72	72	72	72	72	<u>72</u>	29:12.514
66	10	72	72	72	72	72	72	66	66	66	66	66	66	66	66	<u>41</u>	29:12.968
41	72	10	10	10	10	10	10	10	10	41	41	41	41	41	41	<u>66</u>	29:13.103
32	41	41	41	41	41	41	41	41	41	10	10	10	10	10	10	<u>10</u>	29:18.826
97	57	58	58	58	58	58	58	58	58	58	58	58	58	58	58	<u>58</u>	29:34.351
57	58	57	27	27	27	27	27	27	27	27	<u>27</u>	57	57	57	57	<u>57</u>	29:39.680
58	32	27	57	57	57	57	57	57	57	57	57	47	47	47	47	<u>47</u>	30:02.946
72	27	16	16	16	16	16	16	<u>16</u>	47	47	47	97	97	97	97	<u>97</u>	30:07.189
16	16	97	47	47	47	47	47	47	97	97	97	21	54	21	21	<u>21</u>	30:11.107
27	97	47	97	97	97	7	7	97	54	54	54	54	21	54	54	<u>54</u>	30:12.480
54	47	7	7	7	7	97	97	<u>7</u>	21	21	21	32	32	32	<u>32</u>		29:50.089
21	7	21	21	21	54	54	54	54	32	32	32	77	<u>77</u>				29:22.510
47	21	54	54	54	21	21	21	21	77	77	77						
7	54	8	8	8	8	<u>8</u>	32	32									11:46.484
8	8	32	32	32	32	32	77	77									
77	77	77	77	77	77	77											

**SUPERSPORT  
CARRERA 1**

**PLANNING GRÁFICO**

