














## SPORTBIKE ENTRENAMIENTO LIBRE 4

### Clasificación

Pos	N	Nat	Nombre	Equipo	Vehiculo	PC	Clase	V.Rap.	Dif 1º	Prev.	Vtas	V.	Km/h..
1	9		ELLIOT KASSIGIAN	ANTIBES ENGINEERING	TRIUMPH	1	SPB	<b>1:53.704</b>			15	15	127,872
2	77		ALVARO FUERTES	DEZA-BOX 77 RACING TE	KAWASAKI	2	SPB	<b>1:53.975</b>	0.271	0.271	9	7	75,746
3	35		JOSE E. ZAMUDIO	PONS MOTOSPORT ITALI		3	SPB	<b>1:54.068</b>	0.364	0.093	14	10	113,043
4	31		ROBERTO FERNANDEZ	MTM KAWASAKI	KAWASAKI	4	SPB	<b>1:54.109</b>	0.405	0.041	11	9	93,911
5	64		HUGO DE CANCELLIS	IVR RACING PROJECT		5	SPB	<b>1:54.176</b>	0.472	0.067	11	11	90,083
6	28		LUIS FELIPE ARREDONDO	PONS MOTOSPORT ITALI		6	SPB	<b>1:54.181</b>	0.477	0.005	14	7	118,739
7	12		HUMBERTO C. MAIER	YAMAHA MS RACING	YAMAHA	7	SPB	<b>1:54.559</b>	0.855	0.378	11	10	89,355
8	82		ALEJANDRO RIVERO	I+DENT RACING TEAM		8	SPB	<b>1:54.674</b>	0.970	0.115	10	9	85,102
9	92		GABIN CAZARD	YAMAHA MS RACING	YAMAHA	9	SPB	<b>1:54.676</b>	0.972	0.002	10	10	86,091
10	41		MARC GARCIA	YAMAHA MS RACING	YAMAHA	10	SPB	<b>1:54.805</b>	1.101	0.129	9	9	77,508
11	29		PIETRO ANASTASI	ARCO YAMAHA MOTOR U	YAMAHA	11	SPB	<b>1:56.129</b>	2.425	1.324	13	13	111,836
12	21		MARCO G. PAONESSA	IVR RACING PROJECT		12	SPB	<b>1:57.088</b>	3.384	0.959	11	10	88,689
13	19		ADELA OUREDNIKOVA	YAMAHA MS RACING	YAMAHA	13	SPB	<b>1:58.827</b>	5.123	1.739	9	8	76,726

Nº Corredor: 9, Nombre: ELLIOT KASSIGIAN, Mejor Tiempo: 1:53.704, Velocidad Media: 136,555 Km/h

Estado de la pista: **Seco**

Director: Sara Blanco

Hora de publicación: \_\_\_\_\_

<https://jcy-cronometraje.com/>

Cronometrador: Juan Carlos Jodra



Hora de impresión: 09/05/2026 10:23

## SPORTBIKE ENTRENAMIENTO LIBRE 4

### ANÁLISIS VUELTA A VUELTA CON SECTORES

#### 9 ELLIOT KASSIGIAN Clase: SPB

Vta.	Tiempo	Sec.1	Sec.2	Sec.3	Sec.4	Km/h	T.Transc.
1	2:07.790		26.587	34.680	28.163	176.30	3:27.547
2	1:56.589	29.003	25.917	33.968	27.701	229.09	5:24.136
3	1:55.848	28.856	25.824	33.606	27.562	225.47	7:19.984
4	1:55.384	28.719	25.751	33.515	27.399	229.09	9:15.368
5	1:55.049	28.531	25.746	33.457	27.315	227.87	11:10.417
6	1:54.594	28.471	25.558	33.336	27.229	229.09	13:05.011
7	1:54.872	28.380	25.592	33.427	27.473	227.87	14:59.883
8	1:54.971	28.365	25.467	33.094	28.045	230.32	16:54.854
9	1:58.177	31.836	25.731	33.342	27.268	229.09	18:53.031
10	1:54.473	28.231	25.585	33.318	27.339	227.87	20:47.504
11	1:55.040	28.999	25.626	33.272	27.143	230.32	22:42.544
12	1:53.893	28.110	25.510	33.094	27.179	227.87	24:36.437
13	1:57.367	31.229	25.670	33.279	27.189	230.32	26:33.804
14	1:53.865	28.229	25.425	33.103	27.108	224.29	28:27.669
15	1:53.704	28.197	25.386	33.004	27.117	225.47	30:21.373

#### 12 HUMBERTO C. MAIER Clase: SPB

Vta.	Tiempo	Sec.1	Sec.2	Sec.3	Sec.4	Km/h	T.Transc.
1	2:02.119		26.231	34.171	28.630	192.11	2:43.092
2	Pit OUT	29.948	27.740	37.661		234.10	13:58.167
3	2:02.081		26.175	33.952	28.383	177.76	16:00.248
4	1:55.148	28.325	25.798	33.535	27.490	229.09	17:55.396
5	1:55.029	28.305	25.854	33.427	27.443	229.09	19:50.425
6	2:16.349	32.184	31.981	44.403	27.781	229.09	22:06.774
7	1:59.393	28.385	29.775	33.597	27.636	229.09	24:06.167
8	1:59.136	28.210	25.765	37.564	27.597	229.09	26:05.303
9	1:56.787	28.922	26.106	34.208	27.551	230.32	28:02.090
10	1:54.559	28.187	25.651	33.287	27.434	226.67	29:56.649
11	1:54.761	28.190	25.692	33.349	27.530	226.67	31:51.410

#### 19 ADELA OUREDNIKOVA Clase: SPB

Vta.	Tiempo	Sec.1	Sec.2	Sec.3	Sec.4	Km/h	T.Transc.
1	Pit OUT		29.174	39.869		153.00	14:11.377
2	2:12.448		27.962	36.294	29.006	139.09	16:23.825
3	2:00.904	30.114	27.239	35.027	28.524	230.32	18:24.729
4	1:59.979	29.740	26.858	35.169	28.212	224.29	20:24.708
5	1:59.447	29.446	26.796	35.061	28.144	225.47	22:24.155
6	1:59.789	29.805	26.701	35.030	28.253	229.09	24:23.944
7	1:59.314	29.529	26.516	34.780	28.489	224.29	26:23.258
8	1:58.827	29.315	26.718	34.600	28.194	229.09	28:22.085
9	1:59.214	29.635	26.611	34.702	28.266	229.09	30:21.299

#### 21 MARCO G. PAONESSA Clase: SPB

Vta.	Tiempo	Sec.1	Sec.2	Sec.3	Sec.4	Km/h	T.Transc.
1	2:10.414		27.053	35.622	31.105	119.06	4:04.047
2	Pit OUT	36.364	33.247	40.669		225.47	13:52.813
3	2:09.705		27.874	35.526	28.649	225.47	16:02.518
4	1:59.255	29.205	26.661	34.977	28.412	229.09	18:01.773
5	1:58.390	29.121	26.667	34.546	28.056	226.67	20:00.163
6	1:58.623	29.025	26.526	34.882	28.190	229.09	21:58.786
7	2:08.329	29.251	26.527	40.577	31.974	227.87	24:07.115
8	1:57.682	28.732	26.532	34.510	27.908	234.10	26:04.797
9	1:57.930	28.992	26.429	34.722	27.787	226.67	28:02.727
10	1:57.088	28.633	26.296	34.280	27.879	230.32	29:59.815
11	2:05.958	32.063	29.920	35.225	28.750	227.87	32:05.773

#### 28 LUIS FELIPE ARREDONDO Clase: SPB

Vta.	Tiempo	Sec.1	Sec.2	Sec.3	Sec.4	Km/h	T.Transc.
1	2:02.147		26.115	34.304	27.472	193.85	2:45.686
2	1:55.875	28.232	26.657	33.734	27.252	238.00	4:41.561
3	1:54.739	28.176	25.832	33.531	27.200	238.00	6:36.300
4	1:54.423	28.152	25.741	33.436	27.094	236.69	8:30.723
5	1:54.515	28.234	25.687	33.229	27.365	238.00	10:25.238
6	1:54.275	28.158	25.578	33.410	27.129	235.38	12:19.513
7	1:54.181	28.201	25.621	33.276	27.083	236.69	14:13.694
8	1:54.679	28.314	25.682	33.517	27.166	236.69	16:08.373
9	1:54.739	28.169	25.732	33.603	27.235	236.69	18:03.112
10	1:54.992	28.013	26.254	33.420	27.305	235.38	19:58.104
11	1:54.263	28.221	25.584	33.459	26.999	235.38	21:52.367
12	Pit OUT	28.093	25.651	36.340		238.00	26:33.516
13	2:02.503		26.451	33.756	27.234	184.66	28:36.019
14	1:54.674	28.204	25.747	33.592	27.131	235.38	30:30.693

#### 29 PIETRO ANASTASI Clase: SPB

Vta.	Tiempo	Sec.1	Sec.2	Sec.3	Sec.4	Km/h	T.Transc.
1	2:05.050		26.466	34.166	28.403	190.40	2:43.236
2	2:01.146	30.089	27.579	35.254	28.224	224.29	4:44.382
3	1:59.170	29.449	26.781	34.792	28.148	231.57	6:43.552
4	Pit OUT	29.742	27.355	36.148		231.57	12:23.037
5	2:03.857		27.126	34.886	28.032	189.56	14:26.894
6	1:57.865	29.100	26.494	34.407	27.864	226.67	16:24.759
7	1:57.945	29.296	26.552	34.240	27.857	229.09	18:22.704
8	1:57.251	28.925	26.256	34.289	27.781	224.29	20:19.955
9	1:56.566	28.792	26.049	34.036	27.689	225.47	22:16.521
10	1:56.663	28.662	26.170	34.018	27.813	226.67	24:13.184
11	1:56.914	28.890	26.355	34.112	27.557	225.47	26:10.098
12	1:58.639	28.845	26.835	34.995	27.964	226.67	28:08.737
13	1:56.129	28.819	25.832	33.946	27.532	225.47	30:04.866

## SPORTBIKE ENTRENAMIENTO LIBRE 4

### 31 ROBERTO FERNANDEZ Clase: SPB

Vta.	Tiempo	Sec.1	Sec.2	Sec.3	Sec.4	Km/h	T.Transc.
1	2:03.444		26.166	34.098	28.524	190.40	2:42.621
2	Pit OUT	30.310	27.515	39.600		227.87	12:47.490
3	2:13.314		27.823	37.826	28.841	148.75	15:00.804
4	1:56.274	28.721	26.067	34.032	27.454	230.32	16:57.078
5	1:55.333	28.489	25.852	33.775	27.217	227.87	18:52.411
6	1:54.546	28.245	25.814	33.316	27.171	227.87	20:46.957
7	1:54.553	28.276	25.792	33.279	27.206	227.87	22:41.510
8	1:54.377	28.281	25.622	33.234	27.240	226.67	24:35.887
9	1:54.109	28.184	25.611	33.181	27.133	227.87	26:29.996
10	1:54.312	28.215	25.672	33.165	27.260	227.87	28:24.308
11	1:54.385	28.224	25.773	33.236	27.152	227.87	30:18.693

### 35 JOSE E. ZAMUDIO Clase: SPB

Vta.	Tiempo	Sec.1	Sec.2	Sec.3	Sec.4	Km/h	T.Transc.
1	2:03.720		26.512	34.765	28.146	193.85	2:51.271
2	1:57.145	29.114	26.115	34.229	27.687	236.69	4:48.416
3	Pit OUT	35.828	29.407	40.350		236.69	9:12.555
4	2:02.946		26.497	34.463	27.634	185.45	11:15.501
5	1:55.700	28.671	25.903	33.975	27.151	235.38	13:11.201
6	2:04.853	28.568	27.888	40.711	27.686	236.69	15:16.054
7	1:56.015	29.033	25.867	33.749	27.366	238.00	17:12.069
8	1:54.892	28.366	25.658	33.721	27.147	235.38	19:06.961
9	2:07.871	33.952	28.003	38.679	27.237	227.87	21:14.832
10	1:54.068	28.324	25.520	33.360	26.864	238.00	23:08.900
11	1:54.189	28.412	25.516	33.360	26.901	238.00	25:03.089
12	1:54.304	28.309	25.598	33.357	27.040	236.69	26:57.393
13	Pit OUT	34.631	29.620	38.659		238.00	29:35.886
14	2:27.058		33.970	39.518	28.593	120.00	32:02.944

### 41 MARC GARCIA Clase: SPB

Vta.	Tiempo	Sec.1	Sec.2	Sec.3	Sec.4	Km/h	T.Transc.
1	Pit OUT		26.242	37.798		184.66	14:06.819
2	2:06.575		26.321	34.539	27.788	93.95	16:13.394
3	1:55.719	28.325	25.688	34.039	27.667	229.09	18:09.113
4	1:56.277	28.237	25.923	34.395	27.722	229.09	20:05.390
5	2:04.723	28.513	25.860	42.932	27.418	226.67	22:10.113
6	1:54.863	28.161	25.861	33.536	27.305	230.32	24:04.976
7	2:08.293	32.545	27.108	40.953	27.687	225.47	26:13.269
8	1:54.847	28.188	25.766	33.585	27.308	227.87	28:08.116
9	1:54.805	28.167	25.824	33.529	27.285	227.87	30:02.921

### 64 HUGO DE CANCELLIS Clase: SPB

Vta.	Tiempo	Sec.1	Sec.2	Sec.3	Sec.4	Km/h	T.Transc.
1	Pit OUT		30.166	39.143		25.94	11:55.488
2	2:06.641		27.163	35.305	28.133	122.61	14:02.129
3	1:56.464	28.701	26.367	33.937	27.459	231.57	15:58.593
4	1:55.160	28.415	25.835	33.544	27.366	232.83	17:53.753
5	1:54.748	28.302	25.778	33.517	27.151	231.57	19:48.501
6	1:54.615	28.192	25.822	33.413	27.188	231.57	21:43.116
7	1:54.220	28.051	25.715	33.247	27.207	232.83	23:37.336
8	1:54.838	28.193	25.840	33.406	27.399	232.83	25:32.174
9	2:15.423	31.809	33.077	40.882	29.655	230.32	27:47.597
10	1:54.205	28.056	25.656	33.443	27.050	232.83	29:41.802
11	1:54.176	27.937	25.631	33.231	27.377	231.57	31:35.978

### 77 ALVARO FUERTES Clase: SPB

Vta.	Tiempo	Sec.1	Sec.2	Sec.3	Sec.4	Km/h	T.Transc.
1	2:05.097		26.114	34.257	30.225	184.66	2:40.925
2	Pit OUT	32.365	28.380	38.176		203.03	17:17.000
3	2:02.434		26.485	33.825	27.633	164.14	19:19.434
4	1:54.568	28.642	25.501	33.284	27.141	224.29	21:14.002
5	1:54.316	28.677	25.461	33.096	27.082	226.67	23:08.318
6	1:54.004	28.276	25.462	33.140	27.126	225.47	25:02.322
7	1:53.975	28.170	25.488	33.142	27.175	225.47	26:56.297
8	1:54.456	27.999	26.088	33.234	27.135	225.47	28:50.753
9	1:54.103	28.204	25.540	33.244	27.115	226.67	30:44.856

### 82 ALEJANDRO RIVERO Clase: SPB

Vta.	Tiempo	Sec.1	Sec.2	Sec.3	Sec.4	Km/h	T.Transc.
1	2:10.152		27.120	36.138	29.015	167.34	2:56.954
2	Pit OUT	29.210	25.918	34.481		232.83	13:19.260
3	2:15.492		28.737	36.494	28.830	150.32	15:34.752
4	1:57.569	29.654	26.138	34.094	27.683	229.09	17:32.321
5	1:55.806	28.461	25.796	33.883	27.666	230.32	19:28.127
6	Pit OUT	28.524	25.936	36.172		232.83	22:21.799
7	2:05.003		28.470	35.008	27.830	180.76	24:26.802
8	1:55.742	28.397	25.639	33.929	27.777	229.09	26:22.544
9	1:54.674	28.300	25.666	33.349	27.359	230.32	28:17.218
10	2:07.265	36.515	26.841	34.171	29.738	230.32	30:24.483

## SPORTBIKE ENTRENAMIENTO LIBRE 4

### 92 GABIN CAZARD Clase: SPB

Vta.	Tiempo	Sec.1	Sec.2	Sec.3	Sec.4	Km/h	T.Transc.
1	2:09.426		26.338	35.559	33.180	191.25	2:52.021
2	Pit OUT	32.999	30.263	43.521		205.96	14:00.128
3	2:01.794		26.650	34.705	27.970	185.45	16:01.922
4	1:55.659	28.672	25.765	33.734	27.488	231.57	17:57.581
5	1:55.055	28.372	25.769	33.533	27.381	230.32	19:52.636
6	2:14.504	30.491	30.706	43.497	29.810	231.57	22:07.140
7	1:59.283	28.322	26.087	34.868	30.006	234.10	24:06.423
8	2:05.049	28.396	25.741	37.616	33.296	230.32	26:11.472
9	1:57.392	30.484	25.745	33.713	27.450	226.67	28:08.864
10	1:54.676	28.316	25.706	33.409	27.245	234.10	30:03.540

## SPORTBIKE ENTRENAMIENTO LIBRE 4

### CLASIFICACIÓN POR SECTORES

#### Sector – 1

P.	Nº	Nombre	T Sector
1	64	HUGO DE CANCELLIS	27.937
2	77	ALVARO FUERTES	27.999
3	28	LUIS FELIPE ARREDONDO	28.013
4	9	ELLIOT KASSIGIAN	28.110
5	41	MARC GARCIA	28.161
6	31	ROBERTO FERNANDEZ	28.184
7	12	HUMBERTO C. MAIER	28.187
8	82	ALEJANDRO RIVERO	28.300
9	35	JOSE E. ZAMUDIO	28.309
10	92	GABIN CAZARD	28.316
11	21	MARCO G. PAONESSA	28.633
12	29	PIETRO ANASTASI	28.662
13	19	ADELA OUREDNIKOVA	29.315

#### Sector – 2

P.	Nº	Nombre	T Sector
1	9	ELLIOT KASSIGIAN	25.386
2	77	ALVARO FUERTES	25.461
3	35	JOSE E. ZAMUDIO	25.516
4	28	LUIS FELIPE ARREDONDO	25.578
5	31	ROBERTO FERNANDEZ	25.611
6	64	HUGO DE CANCELLIS	25.631
7	82	ALEJANDRO RIVERO	25.639
8	12	HUMBERTO C. MAIER	25.651
9	41	MARC GARCIA	25.688
10	92	GABIN CAZARD	25.706
11	29	PIETRO ANASTASI	25.832
12	21	MARCO G. PAONESSA	26.296
13	19	ADELA OUREDNIKOVA	26.516

#### Sector – 3

P.	Nº	Nombre	T Sector
1	9	ELLIOT KASSIGIAN	33.004
2	77	ALVARO FUERTES	33.096
3	31	ROBERTO FERNANDEZ	33.165
4	28	LUIS FELIPE ARREDONDO	33.229
5	64	HUGO DE CANCELLIS	33.231
6	12	HUMBERTO C. MAIER	33.287
7	82	ALEJANDRO RIVERO	33.349
8	35	JOSE E. ZAMUDIO	33.357
9	92	GABIN CAZARD	33.409
10	41	MARC GARCIA	33.529
11	29	PIETRO ANASTASI	33.946
12	21	MARCO G. PAONESSA	34.280
13	19	ADELA OUREDNIKOVA	34.600

#### Sector – 4

P.	Nº	Nombre	T Sector
1	35	JOSE E. ZAMUDIO	26.864
2	28	LUIS FELIPE ARREDONDO	26.999
3	64	HUGO DE CANCELLIS	27.050
4	77	ALVARO FUERTES	27.082
5	9	ELLIOT KASSIGIAN	27.108
6	31	ROBERTO FERNANDEZ	27.133
7	92	GABIN CAZARD	27.245
8	41	MARC GARCIA	27.285
9	82	ALEJANDRO RIVERO	27.359
10	12	HUMBERTO C. MAIER	27.434
11	29	PIETRO ANASTASI	27.532
12	21	MARCO G. PAONESSA	27.787
13	19	ADELA OUREDNIKOVA	28.144

Tiempo de vuelta ideal: 1:53.191

## SPORTBIKE ENTRENAMIENTO LIBRE 4

### ANÁLISIS VUELTA A VUELTA — SECTORES Y TIEMPOS ACUMULADOS

#### 9 ELLIOT KASSIGIAN Clase: SPB

Vta.	Sec.1	Sec.2	Sec.3	Sec.4	IP1	IP2	IP3	Tiempo
1		26.587	34.680	28.163		26.587	1:01.267	2:07.790
2	29.003	25.917	33.968	27.701	29.003	54.920	1:28.888	1:56.589
3	28.856	25.824	33.606	27.562	28.856	54.680	1:28.286	1:55.848
4	28.719	25.751	33.515	27.399	28.719	54.470	1:27.985	1:55.384
5	28.531	25.746	33.457	27.315	28.531	54.277	1:27.734	1:55.049
6	28.471	25.558	33.336	27.229	28.471	54.029	1:27.365	1:54.594
7	28.380	25.592	33.427	27.473	28.380	53.972	1:27.399	1:54.872
8	28.365	25.467	33.094	28.045	28.365	53.832	1:26.926	1:54.971
9	31.836	25.731	33.342	27.268	31.836	57.567	1:30.909	1:58.177
10	28.231	25.585	33.318	27.339	28.231	53.816	1:27.134	1:54.473
11	28.999	25.626	33.272	27.143	28.999	54.625	1:27.897	1:55.040
12	28.110	25.510	33.094	27.179	28.110	53.620	1:26.714	1:53.893
13	31.229	25.670	33.279	27.189	31.229	56.899	1:30.178	1:57.367
14	28.229	25.425	33.103	27.108	28.229	53.654	1:26.757	1:53.865
15	28.197	25.386	33.004	27.117	28.197	53.583	1:26.587	1:53.704

#### 12 HUMBERTO C. MAIER Clase: SPB

Vta.	Sec.1	Sec.2	Sec.3	Sec.4	IP1	IP2	IP3	Tiempo
1		26.231	34.171	28.630		26.231	1:00.402	2:02.119
2	29.948	27.740	37.661	29.948	29.948	57.688	1:35.349	1:35.349
3	28.856	26.175	33.952	28.383		26.175	1:00.127	2:02.081
4	28.325	25.798	33.535	27.490	28.325	54.123	1:27.658	1:55.148
5	28.305	25.854	33.427	27.443	28.305	54.159	1:27.586	1:55.029
6	32.184	31.981	44.403	27.781	32.184	1:04.165	1:48.568	2:16.349
7	28.385	29.775	33.597	27.636	28.385	58.160	1:31.757	1:59.393
8	28.210	25.765	37.564	27.597	28.210	53.975	1:31.539	1:59.136
9	28.922	26.106	34.208	27.551	28.922	55.028	1:29.236	1:56.787
10	28.187	25.651	33.287	27.434	28.187	53.838	1:27.125	1:54.559
11	28.190	25.692	33.349	27.530	28.190	53.882	1:27.231	1:54.761

#### 19 ADELA OUREDNIKOVA Clase: SPB

Vta.	Sec.1	Sec.2	Sec.3	Sec.4	IP1	IP2	IP3	Tiempo
1		29.174	39.869			29.174	1:09.043	1:09.043
2		27.962	36.294	29.006		27.962	1:04.256	2:12.448
3	30.114	27.239	35.027	28.524	30.114	57.353	1:32.380	2:00.904
4	29.740	26.858	35.169	28.212	29.740	56.598	1:31.767	1:59.979
5	29.446	26.796	35.061	28.144	29.446	56.242	1:31.303	1:59.447
6	29.805	26.701	35.030	28.253	29.805	56.506	1:31.536	1:59.789
7	29.529	26.516	34.780	28.489	29.529	56.045	1:30.825	1:59.314
8	29.315	26.718	34.600	28.194	29.315	56.033	1:30.633	1:58.827
9	29.635	26.611	34.702	28.266	29.635	56.246	1:30.948	1:59.214

#### 21 MARCO G. PAONESSA Clase: SPB

Vta.	Sec.1	Sec.2	Sec.3	Sec.4	IP1	IP2	IP3	Tiempo
1		27.053	35.622	31.105		27.053	1:02.675	2:10.414
2	36.364	33.247	40.669		36.364	1:09.611	1:50.280	1:50.280
3	27.874	27.874	35.526	28.649		27.874	1:03.400	2:09.705
4	29.205	26.661	34.977	28.412	29.205	55.866	1:30.843	1:59.255
5	29.121	26.667	34.546	28.056	29.121	55.788	1:30.334	1:58.390
6	29.025	26.526	34.882	28.190	29.025	55.551	1:30.433	1:58.623
7	29.251	26.527	40.577	31.974	29.251	55.778	1:36.355	2:08.329
8	28.732	26.532	34.510	27.908	28.732	55.264	1:29.774	1:57.682
9	28.992	26.429	34.722	27.787	28.992	55.421	1:30.143	1:57.930
10	28.633	26.296	34.280	27.879	28.633	54.929	1:29.209	1:57.088
11	32.063	29.920	35.225	28.750	32.063	1:01.983	1:37.208	2:05.958

#### 28 LUIS FELIPE ARREDONDO Clase: SPB

Vta.	Sec.1	Sec.2	Sec.3	Sec.4	IP1	IP2	IP3	Tiempo
1		26.115	34.304	27.472		26.115	1:00.419	2:02.147
2	28.232	26.657	33.734	27.252	28.232	54.889	1:28.623	1:55.875
3	28.176	25.832	33.531	27.200	28.176	54.008	1:27.539	1:54.739
4	28.152	25.741	33.436	27.094	28.152	53.893	1:27.329	1:54.423
5	28.234	25.687	33.229	27.365	28.234	53.921	1:27.150	1:54.515
6	28.158	25.578	33.410	27.129	28.158	53.736	1:27.146	1:54.275
7	28.201	25.621	33.276	27.083	28.201	53.822	1:27.098	1:54.181
8	28.314	25.682	33.517	27.166	28.314	53.996	1:27.513	1:54.679
9	28.169	25.732	33.603	27.235	28.169	53.901	1:27.504	1:54.739
10	28.013	26.254	33.420	27.305	28.013	54.267	1:27.687	1:54.992
11	28.221	25.584	33.459	26.999	28.221	53.805	1:27.264	1:54.263
12	28.093	25.651	33.340	28.093	53.744	1:30.084	Pit 1:30.084	
13		26.451	33.756	27.234		26.451	1:00.207	2:02.503
14	28.204	25.747	33.592	27.131	28.204	53.951	1:27.543	1:54.674

#### 29 PIETRO ANASTASI Clase: SPB

Vta.	Sec.1	Sec.2	Sec.3	Sec.4	IP1	IP2	IP3	Tiempo
1		26.466	34.166	28.403		26.466	1:00.632	2:05.050
2	30.089	27.579	35.254	28.224	30.089	57.668	1:32.922	2:01.146
3	29.449	26.781	34.792	28.148	29.449	56.230	1:31.022	1:59.170
4	29.742	27.355	36.148		29.742	57.097	1:33.245	1:33.245
5		27.126	34.886	28.032		27.126	1:02.012	2:03.857
6	29.100	26.494	34.407	27.864	29.100	55.594	1:30.001	1:57.865
7	29.296	26.552	34.240	27.857	29.296	55.848	1:30.088	1:57.945
8	28.925	26.256	34.289	27.781	28.925	55.181	1:29.470	1:57.251
9	28.792	26.049	34.036	27.689	28.792	54.841	1:28.877	1:56.566
10	28.662	26.170	34.018	27.813	28.662	54.832	1:28.850	1:56.663
11	28.890	26.355	34.112	27.557	28.890	55.245	1:29.357	1:56.914
12	28.845	26.835	34.995	27.964	28.845	55.680	1:30.675	1:58.639
13	28.819	25.832	33.946	27.532	28.819	54.651	1:28.597	1:56.129

## SPORTBIKE ENTRENAMIENTO LIBRE 4

### 31 ROBERTO FERNANDEZ Clase: SPB

Vta.	Sec.1	Sec.2	Sec.3	Sec.4	IP1	IP2	IP3	Tiempo
1		26.166	34.098	28.524		26.166	1:00.264	2:03.444
2	30.310	27.515	39.600		30.310	57.825	1:37.425	Pit 1:37.425
3		27.823	37.826	28.841		27.823	1:05.649	2:13.314
4	28.721	26.067	34.032	27.454	28.721	54.788	1:28.820	1:56.274
5	28.489	25.852	33.775	27.217	28.489	54.341	1:28.116	1:55.333
6	28.245	25.814	33.316	27.171	28.245	54.059	1:27.375	1:54.546
7	28.276	25.792	33.279	27.206	28.276	54.068	1:27.347	1:54.553
8	28.281	25.622	33.234	27.240	28.281	53.903	1:27.137	1:54.377
9	28.184	25.611	33.181	27.133	28.184	53.795	1:26.976	1:54.109
10	28.215	25.672	33.165	27.260	28.215	53.887	1:27.052	1:54.312
11	28.224	25.773	33.236	27.152	28.224	53.997	1:27.233	1:54.385

### 35 JOSE E. ZAMUDIO Clase: SPB

Vta.	Sec.1	Sec.2	Sec.3	Sec.4	IP1	IP2	IP3	Tiempo
1		26.512	34.765	28.146		26.512	1:01.277	2:03.720
2	29.114	26.115	34.229	27.687	29.114	55.229	1:29.458	1:57.145
3	35.828	29.407	40.350		35.828	1:05.235	1:45.585	Pit 1:45.585
4		26.497	34.463	27.634		26.497	1:00.960	2:02.946
5	28.671	25.903	33.975	27.151	28.671	54.574	1:28.549	1:55.700
6	28.568	27.888	40.711	27.686	28.568	56.456	1:37.167	2:04.853
7	29.033	25.867	33.749	27.366	29.033	54.900	1:28.649	1:56.015
8	28.366	25.658	33.721	27.147	28.366	54.024	1:27.745	1:54.892
9	33.952	28.003	38.679	27.237	33.952	1:01.955	1:40.634	2:07.871
10	28.324	25.520	33.360	26.864	28.324	53.844	1:27.204	1:54.068
11	28.412	25.516	33.360	26.901	28.412	53.928	1:27.288	1:54.189
12	28.309	25.598	33.357	27.040	28.309	53.907	1:27.264	1:54.304
13	34.631	29.620	38.659		34.631	1:04.251	1:42.910	Pit 1:42.910
14		33.970	39.518	28.593		33.970	1:13.488	2:27.058

### 41 MARC GARCIA Clase: SPB

Vta.	Sec.1	Sec.2	Sec.3	Sec.4	IP1	IP2	IP3	Tiempo
1		26.242	37.798			26.242	1:04.040	Pit 1:04.040
2		26.321	34.539	27.788		26.321	1:00.860	2:06.575
3	28.325	25.688	34.039	27.667	28.325	54.013	1:28.052	1:55.719
4	28.237	25.923	34.395	27.722	28.237	54.160	1:28.555	1:56.277
5	28.513	25.860	42.932	27.418	28.513	54.373	1:37.305	2:04.723
6	28.161	25.861	33.536	27.305	28.161	54.022	1:27.558	1:54.863
7	32.545	27.108	40.953	27.687	32.545	59.653	1:40.606	2:08.293
8	28.188	25.766	33.585	27.308	28.188	53.954	1:27.539	1:54.847
9	28.167	25.824	33.529	27.285	28.167	53.991	1:27.520	1:54.805

### 64 HUGO DE CANCELLIS Clase: SPB

Vta.	Sec.1	Sec.2	Sec.3	Sec.4	IP1	IP2	IP3	Tiempo
1		30.166	39.143			30.166	1:09.309	Pit 1:09.309
2		27.163	35.305	28.133		27.163	1:02.468	2:06.641
3	28.701	26.367	33.937	27.459	28.701	55.068	1:29.005	1:56.464
4	28.415	25.835	33.544	27.366	28.415	54.250	1:27.794	1:55.160
5	28.302	25.778	33.517	27.151	28.302	54.080	1:27.597	1:54.748
6	28.192	25.822	33.413	27.188	28.192	54.014	1:27.427	1:54.615
7	28.051	25.715	33.247	27.207	28.051	53.766	1:27.013	1:54.220
8	28.193	25.840	33.406	27.399	28.193	54.033	1:27.439	1:54.838
9	31.809	33.077	40.882	29.655	31.809	1:04.886	1:45.768	2:15.423
10	28.056	25.656	33.443	27.050	28.056	53.712	1:27.155	1:54.205
11	27.937	25.631	33.231	27.377	27.937	53.568	1:26.799	1:54.176

### 77 ALVARO FUERTES Clase: SPB

Vta.	Sec.1	Sec.2	Sec.3	Sec.4	IP1	IP2	IP3	Tiempo
1		26.114	34.257	30.225		26.114	1:00.371	2:05.097
2	32.365	28.380	38.176		32.365	1:00.745	1:38.921	Pit 1:38.921
3		26.485	33.825	27.633		26.485	1:00.310	2:02.434
4	28.642	25.501	33.284	27.141	28.642	54.143	1:27.427	1:54.568
5	28.677	25.461	33.096	27.082	28.677	54.138	1:27.234	1:54.316
6	28.276	25.462	33.140	27.126	28.276	53.738	1:26.878	1:54.004
7	28.170	25.488	33.142	27.175	28.170	53.658	1:26.800	1:53.975
8	27.999	26.088	33.234	27.135	27.999	54.087	1:27.321	1:54.456
9	28.204	25.540	33.244	27.115	28.204	53.744	1:26.988	1:54.103

### 82 ALEJANDRO RIVERO Clase: SPB

Vta.	Sec.1	Sec.2	Sec.3	Sec.4	IP1	IP2	IP3	Tiempo
1		27.120	36.138	29.015		27.120	1:03.258	2:10.152
2	29.210	25.918	34.481		29.210	55.128	1:29.609	Pit 1:29.609
3		28.737	36.494	28.830		28.737	1:05.231	2:15.492
4	29.654	26.138	34.094	27.683	29.654	55.792	1:29.886	1:57.569
5	28.461	25.796	33.883	27.666	28.461	54.257	1:28.140	1:55.806
6	28.524	25.936	36.172	28.524	54.460	1:30.632	Pit 1:30.632	
7		28.470	35.008	27.830		28.470	1:03.478	2:05.003
8	28.397	25.639	33.929	27.777	28.397	54.036	1:27.965	1:55.742
9	28.300	25.666	33.349	27.359	28.300	53.966	1:27.315	1:54.674
10	36.515	26.841	34.171	29.738	36.515	1:03.356	1:37.527	2:07.265

### 92 GABIN CAZARD Clase: SPB

Vta.	Sec.1	Sec.2	Sec.3	Sec.4	IP1	IP2	IP3	Tiempo
1		26.338	35.559	33.180		26.338	1:01.897	2:09.426
2	32.999	30.263	43.521		32.999	1:03.262	1:46.783	Pit 1:46.783
3		26.650	34.705	27.970		26.650	1:01.355	2:01.794
4	28.672	25.765	33.734	27.488	28.672	54.437	1:28.171	1:55.659
5	28.372	25.769	33.533	27.381	28.372	54.141	1:27.674	1:55.055
6	30.491	30.706	43.497	29.810	30.491	1:01.197	1:44.694	2:14.504
7	28.322	26.087	34.868	30.006	28.322	54.409	1:29.277	1:59.283
8	28.396	25.741	37.616	33.296	28.396	54.137	1:31.753	2:05.049
9	30.484	25.745	33.713	27.450	30.484	56.229	1:29.942	1:57.392
10	28.316	25.706	33.409	27.245	28.316	54.022	1:27.431	1:54.676

## SPORTBIKE ENTRENAMIENTO LIBRE 4

### 40 MEJORES VUELTAS

Nº	Nombre	Clase	Tiempo	En Vuelta
9	ELLIOT KASSIGIAN	SPB	1:53.704	15
9	ELLIOT KASSIGIAN	SPB	1:53.865	14
9	ELLIOT KASSIGIAN	SPB	1:53.893	12
77	ALVARO FUERTES	SPB	1:53.975	7
77	ALVARO FUERTES	SPB	1:54.004	6
35	JOSE E. ZAMUDIO	SPB	1:54.068	10
77	ALVARO FUERTES	SPB	1:54.103	9
31	ROBERTO FERNANDEZ	SPB	1:54.109	9
64	HUGO DE CANCELLIS	SPB	1:54.176	11
28	LUIS FELIPE ARREDONDO	SPB	1:54.181	7
35	JOSE E. ZAMUDIO	SPB	1:54.189	11
64	HUGO DE CANCELLIS	SPB	1:54.205	10
64	HUGO DE CANCELLIS	SPB	1:54.220	7
28	LUIS FELIPE ARREDONDO	SPB	1:54.263	11
28	LUIS FELIPE ARREDONDO	SPB	1:54.275	6
35	JOSE E. ZAMUDIO	SPB	1:54.304	12
31	ROBERTO FERNANDEZ	SPB	1:54.312	10
77	ALVARO FUERTES	SPB	1:54.316	5
31	ROBERTO FERNANDEZ	SPB	1:54.377	8
31	ROBERTO FERNANDEZ	SPB	1:54.385	11
28	LUIS FELIPE ARREDONDO	SPB	1:54.423	4
77	ALVARO FUERTES	SPB	1:54.456	8
9	ELLIOT KASSIGIAN	SPB	1:54.473	10
28	LUIS FELIPE ARREDONDO	SPB	1:54.515	5
31	ROBERTO FERNANDEZ	SPB	1:54.546	6
31	ROBERTO FERNANDEZ	SPB	1:54.553	7
12	HUMBERTO C. MAIER	SPB	1:54.559	10
77	ALVARO FUERTES	SPB	1:54.568	4
9	ELLIOT KASSIGIAN	SPB	1:54.594	6
64	HUGO DE CANCELLIS	SPB	1:54.615	6
82	ALEJANDRO RIVERO	SPB	1:54.674	9
28	LUIS FELIPE ARREDONDO	SPB	1:54.674	14
92	GABIN CAZARD	SPB	1:54.676	10
28	LUIS FELIPE ARREDONDO	SPB	1:54.679	8
28	LUIS FELIPE ARREDONDO	SPB	1:54.739	3
28	LUIS FELIPE ARREDONDO	SPB	1:54.739	9
64	HUGO DE CANCELLIS	SPB	1:54.748	5
12	HUMBERTO C. MAIER	SPB	1:54.761	11
41	MARC GARCIA	SPB	1:54.805	9
64	HUGO DE CANCELLIS	SPB	1:54.838	8

## SPORTBIKE ENTRENAMIENTO LIBRE 4

### TOP 5 MEJORES VUELTAS

Nº	Nombre	Clase	V1	V2	V3	V4	V5
9	ELLIOT KASSIGIAN	SPB	1:53.704	1:53.865	1:53.893	1:54.473	1:54.594
77	ALVARO FUERTES	SPB	1:53.975	1:54.004	1:54.103	1:54.316	1:54.456
35	JOSE E. ZAMUDIO	SPB	1:54.068	1:54.189	1:54.304	1:54.892	1:55.700
31	ROBERTO FERNANDEZ	SPB	1:54.109	1:54.312	1:54.377	1:54.385	1:54.546
64	HUGO DE CANCELLIS	SPB	1:54.176	1:54.205	1:54.220	1:54.615	1:54.748
28	LUIS FELIPE ARREDONDO	SPB	1:54.181	1:54.263	1:54.275	1:54.423	1:54.515
12	HUMBERTO C. MAIER	SPB	1:54.559	1:54.761	1:55.029	1:55.148	1:56.787
82	ALEJANDRO RIVERO	SPB	1:54.674	1:55.742	1:55.806	1:57.569	2:05.003
92	GABIN CAZARD	SPB	1:54.676	1:55.055	1:55.659	1:57.392	1:59.283
41	MARC GARCIA	SPB	1:54.805	1:54.847	1:54.863	1:55.719	1:56.277
29	PIETRO ANASTASI	SPB	1:56.129	1:56.566	1:56.663	1:56.914	1:57.251
21	MARCO G. PAONESSA	SPB	1:57.088	1:57.682	1:57.930	1:58.390	1:58.623
19	ADELA OUREDNIKOVA	SPB	1:58.827	1:59.214	1:59.314	1:59.447	1:59.789

## SPORTBIKE ENTRENAMIENTO LIBRE 4

### 40 MEJORES VELOCIDADES

Nº	Nombre	Clase	Velocidad	En V.	Tiempo sesión
28	LUIS FELIPE ARREDONDO	SPB	238.000	2	4:41.561
28	LUIS FELIPE ARREDONDO	SPB	238.000	3	6:36.300
28	LUIS FELIPE ARREDONDO	SPB	238.000	5	10:25.238
28	LUIS FELIPE ARREDONDO	SPB	238.000	12	26:33.516
35	JOSE E. ZAMUDIO	SPB	238.000	7	17:12.069
35	JOSE E. ZAMUDIO	SPB	238.000	10	23:08.900
35	JOSE E. ZAMUDIO	SPB	238.000	11	25:03.089
35	JOSE E. ZAMUDIO	SPB	238.000	13	29:35.886
28	LUIS FELIPE ARREDONDO	SPB	236.690	4	8:30.723
28	LUIS FELIPE ARREDONDO	SPB	236.690	7	14:13.694
28	LUIS FELIPE ARREDONDO	SPB	236.690	8	16:08.373
28	LUIS FELIPE ARREDONDO	SPB	236.690	9	18:03.112
35	JOSE E. ZAMUDIO	SPB	236.690	2	4:48.416
35	JOSE E. ZAMUDIO	SPB	236.690	3	9:12.555
35	JOSE E. ZAMUDIO	SPB	236.690	6	15:16.054
35	JOSE E. ZAMUDIO	SPB	236.690	12	26:57.393
28	LUIS FELIPE ARREDONDO	SPB	235.380	6	12:19.513
28	LUIS FELIPE ARREDONDO	SPB	235.380	10	19:58.104
28	LUIS FELIPE ARREDONDO	SPB	235.380	11	21:52.367
28	LUIS FELIPE ARREDONDO	SPB	235.380	14	30:30.693
35	JOSE E. ZAMUDIO	SPB	235.380	5	13:11.201
35	JOSE E. ZAMUDIO	SPB	235.380	8	19:06.961
12	HUMBERTO C. MAIER	SPB	234.100	2	13:58.167
21	MARCO G. PAONESSA	SPB	234.100	8	26:04.797
92	GABIN CAZARD	SPB	234.100	7	24:06.423
92	GABIN CAZARD	SPB	234.100	10	30:03.540
64	HUGO DE CANCELLIS	SPB	232.830	4	17:53.753
64	HUGO DE CANCELLIS	SPB	232.830	7	23:37.336
64	HUGO DE CANCELLIS	SPB	232.830	8	25:32.174
64	HUGO DE CANCELLIS	SPB	232.830	10	29:41.802
82	ALEJANDRO RIVERO	SPB	232.830	2	13:19.260
82	ALEJANDRO RIVERO	SPB	232.830	6	22:21.799
29	PIETRO ANASTASI	SPB	231.570	3	6:43.552
29	PIETRO ANASTASI	SPB	231.570	4	12:23.037
64	HUGO DE CANCELLIS	SPB	231.570	3	15:58.593
64	HUGO DE CANCELLIS	SPB	231.570	5	19:48.501
64	HUGO DE CANCELLIS	SPB	231.570	6	21:43.116
64	HUGO DE CANCELLIS	SPB	231.570	11	31:35.978
92	GABIN CAZARD	SPB	231.570	4	17:57.581
92	GABIN CAZARD	SPB	231.570	6	22:07.140

## SPORTBIKE ENTRENAMIENTO LIBRE 4

### 5 MEJORES VELOCIDADES POR PILOTO

Nº	Nombre	Clase	V1	V2	V3	V4	V5
28	LUIS FELIPE ARREDONDO	SPB	238.000	238.000	238.000	238.000	236.690
35	JOSE E. ZAMUDIO	SPB	238.000	238.000	238.000	238.000	236.690
12	HUMBERTO C. MAIER	SPB	234.100	230.320	229.090	229.090	229.090
21	MARCO G. PAONESSA	SPB	234.100	230.320	229.090	229.090	227.870
92	GABIN CAZARD	SPB	234.100	234.100	231.570	231.570	230.320
64	HUGO DE CANCELLIS	SPB	232.830	232.830	232.830	232.830	231.570
82	ALEJANDRO RIVERO	SPB	232.830	232.830	230.320	230.320	230.320
29	PIETRO ANASTASI	SPB	231.570	231.570	229.090	226.670	226.670
9	ELLIOT KASSIGIAN	SPB	230.320	230.320	230.320	229.090	229.090
19	ADELA OUREDNIKOVA	SPB	230.320	229.090	229.090	229.090	225.470
31	ROBERTO FERNANDEZ	SPB	230.320	227.870	227.870	227.870	227.870
41	MARC GARCIA	SPB	230.320	229.090	229.090	227.870	227.870
77	ALVARO FUERTES	SPB	226.670	226.670	225.470	225.470	225.470