













SPORTBIKE
ENTRENAMIENTO CRONOMETRADO

REVISADA

Clasificación

Pos	N	Nat	Nombre	Equipo	Vehiculo	PC	Clase	V.Rap.	Dif 1º	Prev.	Vtas	V.	Km/h..
1	12		HUMBERTO C. MAIER	YAMAHA MS RACING	YAMAHA	1	SPB	2:01.928			11	11	110,092
2	31		ROBERTO FERNANDEZ	MTM KAWASAKI	KAWASAKI	2	SPB	2:02.672	0.744	0.744	12	10	121,160
3	9		ELLIOT KASSIGIAN	ANTIBES ENGINEERING	TRIUMPH	3	SPB	2:04.832	2.904	2.160	11	9	112,413
4	92		GABIN CAZARD	YAMAHA MS RACING	YAMAHA	4	SPB	2:04.980	3.052	0.148	12	12	118,179
5	77		ALVARO FUERTES	DEZA-BOX 77 RACING TE	KAWASAKI	5	SPB	2:04.984	3.056	0.004	6	5	77,000
6	28		LUIS FELIPE ARREDONDO	PONS MOTOSPORT ITALI		6	SPB	2:05.141	3.213	0.157	11	11	110,841
7	35		JOSE E. ZAMUDIO	PONS MOTOSPORT ITALI		7	SPB	2:05.435	3.507	0.294	11	11	110,196
8	82		ALEJANDRO RIVERO	I+DENT RACING TEAM		8	SPB	2:07.545	5.617	2.110	10	10	97,385
9	64		HUGO DE CANCELLIS	IVR RACING PROJECT		9	SPB	2:08.158	6.230	0.613	7	5	68,803
10	19		ADELA OUREDNIKOVA	YAMAHA MS RACING	YAMAHA	10	SPB	2:08.501	6.573	0.343	12	9	114,415
11	21		MARCO G. PAONESSA	IVR RACING PROJECT		11	SPB	2:09.051	7.123	0.550	8	8	83,921
12	29		PIETRO ANASTASI	ARCO YAMAHA MOTOR U	YAMAHA	12	SPB	2:09.552	7.624	0.501	10	10	100,763

Desclasificados

EX	41		MARC GARCIA	YAMAHA MS RACING	YAMAHA	EX	SPB	2:01.502			12	12	116,965
----	----	---	-------------	------------------	--------	----	-----	----------	--	--	----	----	---------

#41 Desclasificado por infracción del ART. 2.7.4 del reglamento técnico

Nº Corredor: 41, Nombre: MARC GARCIA, Mejor Tiempo: 2:01.502, Velocidad Media: 127,790 Km/h

Estado de la pista: **MOJADO**

Director: Sara Blanco

Hora de publicación: _____

<https://jcy-cronometraje.com/>

Cronometrador: Juan Carlos Jodra



Hora de impresión: 09/05/2026 11:42

SPORTBIKE ENTRENAMIENTO CRONOMETRADO

ANÁLISIS VUELTA A VUELTA CON SECTORES

9 ELLIOT KASSIGIAN Clase: SPB

Vta.	Tiempo	Sec.1	Sec.2	Sec.3	Sec.4	Km/h	T.Transc.
1	2:19.259		29.209	38.674		155.22	4:08.693
2	2:13.212		28.219	41.601	31.223	210.00	6:21.905
3	2:09.889	32.538	28.521	38.422	30.408	202.08	8:31.794
4	2:08.922	33.238	28.014	37.777	29.893	199.26	10:40.716
5	2:06.614	31.640	27.726	37.466	29.782	219.69	12:47.330
6	2:05.680	31.479	27.582	37.099	29.520	221.97	14:53.010
7	2:05.434	31.453	27.598	37.052	29.331	221.97	16:58.444
8	2:05.083	31.178	27.447	37.003	29.455	223.13	19:03.527
9	2:04.832	31.069	27.409	36.923	29.431	221.97	21:08.359
10	2:04.993	31.122	27.622	36.748	29.501	224.29	23:13.352
11	2:06.003	31.157	27.645	36.963	30.238	221.97	25:19.355

12 HUMBERTO C. MAIER Clase: SPB

Vta.	Tiempo	Sec.1	Sec.2	Sec.3	Sec.4	Km/h	T.Transc.
1	2:21.948		31.209	40.011	31.047	160.45	2:54.530
2	2:10.399	32.765	29.435	38.118	30.081	225.47	5:04.929
3	2:06.418	31.344	28.479	37.084	29.511	226.67	7:11.347
4	2:04.807	30.927	28.055	36.677	29.148	224.29	9:16.154
5	2:03.821	30.498	27.821	36.274	29.228	225.47	11:19.975
6	2:03.541	30.302	27.732	36.420	29.087	226.67	13:23.516
7	2:03.064	30.025	27.746	36.284	29.009	226.67	15:26.580
8	Pit OUT	31.209	30.124	39.350		226.67	19:35.434
9	2:11.740		27.775	36.180	29.000	140.46	21:47.174
10	2:02.274	29.945	27.338	36.092	28.899	226.67	23:49.448
11	2:01.928	30.089	27.319	35.826	28.694	226.67	25:51.376

19 ADELA OUREDNIKOVA Clase: SPB

Vta.	Tiempo	Sec.1	Sec.2	Sec.3	Sec.4	Km/h	T.Transc.
1	2:29.749		32.440	42.025	32.919	153.55	3:08.716
2	2:16.494	34.559	30.613	39.730	31.592	204.98	5:25.210
3	2:13.599	33.519	29.868	39.091	31.121	199.26	7:38.809
4	2:11.825	33.115	29.236	38.594	30.880	205.96	9:50.634
5	2:10.774	32.872	29.205	38.084	30.613	206.96	12:01.408
6	2:10.861	32.522	28.967	38.651	30.721	207.96	14:12.269
7	2:09.483	32.300	28.788	38.115	30.280	208.98	16:21.752
8	2:09.386	32.176	28.904	37.928	30.378	210.00	18:31.138
9	2:08.501	32.081	28.413	37.877	30.130	218.57	20:39.639
10	2:09.625	32.138	28.565	38.175	30.747	217.46	22:49.264
11	2:09.391	31.930	28.898	38.091	30.472	217.46	24:58.655
12	2:09.819	32.168	28.626	38.382	30.643	217.46	27:08.474

21 MARCO G. PAONESSA Clase: SPB

Vta.	Tiempo	Sec.1	Sec.2	Sec.3	Sec.4	Km/h	T.Transc.
1	2:33.588		32.272	41.091	31.430	136.43	9:27.797
2	2:12.481	33.635	29.577	38.837	30.432	202.08	11:40.278
3	2:10.558	32.497	29.264	38.569	30.228	208.98	13:50.836
4	2:10.820	32.835	29.428	38.485	30.072	217.46	16:01.656
5	2:09.669	31.948	29.070	38.351	30.300	217.46	18:11.325
6	2:09.842	32.390	28.926	38.403	30.123	210.00	20:21.167
7	2:09.922	32.015	29.246	38.621	30.040	216.36	22:31.089
8	2:09.051	31.902	29.088	38.160	29.901	213.13	24:40.140

28 LUIS FELIPE ARREDONDO Clase: SPB

Vta.	Tiempo	Sec.1	Sec.2	Sec.3	Sec.4	Km/h	T.Transc.
1	2:22.898		31.035	40.579	31.375	154.66	2:58.537
2	2:11.998	33.412	29.567	38.827	30.192	210.00	5:10.535
3	2:10.208	32.321	29.019	38.543	30.325	216.36	7:20.743
4	2:08.057	31.884	28.581	37.760	29.832	218.57	9:28.800
5	2:08.117	32.385	28.698	37.388	29.646	218.57	11:36.917
6	Pit OUT	34.049	28.643	38.354		218.57	15:01.668
7	2:16.686		29.568	39.585	30.113	163.51	17:18.354
8	2:05.676	31.297	27.961	37.086	29.332	215.28	19:24.030
9	2:05.818	31.191	28.368	37.036	29.223	220.82	21:29.848
10	2:05.911	31.255	28.208	37.105	29.343	218.57	23:35.759
11	2:05.141	30.622	27.806	37.251	29.462	219.69	25:40.900

29 PIETRO ANASTASI Clase: SPB

Vta.	Tiempo	Sec.1	Sec.2	Sec.3	Sec.4	Km/h	T.Transc.
1	2:27.065		32.156	40.768	31.330	130.61	2:54.759
2	2:12.709	33.279	29.777	39.083	30.570	211.03	5:07.468
3	2:11.936	32.751	29.545	38.955	30.685	213.13	7:19.404
4	2:12.964	34.005	29.460	38.895	30.604	210.00	9:32.368
5	2:10.556	32.900	29.225	38.254	30.177	213.13	11:42.924
6	Pit OUT	33.616	29.347	39.039		216.36	16:54.666
7	2:17.171		29.009	38.433	30.435	147.22	19:11.837
8	2:09.595	32.219	28.829	38.351	30.196	218.57	21:21.432
9	2:09.945	32.381	29.035	38.242	30.287	217.46	23:31.377
10	2:09.552	32.172	29.134	38.064	30.182	219.69	25:40.929

SPORTBIKE ENTRENAMIENTO CRONOMETRADO

31 ROBERTO FERNANDEZ Clase: SPB

Vta.	Tiempo	Sec.1	Sec.2	Sec.3	Sec.4	Km/h	T.Transc.
1	2:22.237		31.821	40.141	31.181	164.77	2:54.139
2	2:09.394	32.947	28.926	37.730	29.791	225.47	5:03.533
3	2:05.468	31.237	28.272	36.787	29.172	223.13	7:09.001
4	2:03.861	30.668	27.746	36.262	29.185	224.29	9:12.862
5	2:03.764	30.383	27.694	36.674	29.013	223.13	11:16.626
6	2:02.996	30.301	27.562	36.178	28.955	224.29	13:19.622
7	2:02.936	30.221	27.801	36.144	28.770	224.29	15:22.558
8	2:02.768	30.083	27.638	36.185	28.862	224.29	17:25.326
9	2:03.296	30.078	27.688	36.601	28.929	226.67	19:28.622
10	2:02.672	30.201	27.530	36.015	28.926	225.47	21:31.294
11	2:03.580	29.957	28.217	36.394	29.012	225.47	23:34.874
12	2:02.944	30.000	27.694	36.231	29.019	225.47	25:37.818

35 JOSE E. ZAMUDIO Clase: SPB

Vta.	Tiempo	Sec.1	Sec.2	Sec.3	Sec.4	Km/h	T.Transc.
1	2:22.702		30.725	41.091	31.037	156.92	2:57.484
2	2:12.391	33.295	29.549	39.200	30.347	201.13	5:09.875
3	2:10.796	32.514	29.062	38.796	30.424	212.08	7:20.671
4	2:11.437	32.943	29.365	38.337	30.792	215.28	9:32.108
5	2:10.256	32.771	29.037	38.440	30.008	216.36	11:42.364
6	Pit OUT	34.119	30.641	44.136		216.36	15:01.720
7	2:20.297		29.165	40.107	34.110	184.66	17:22.017
8	2:09.059	32.258	28.758	38.010	30.033	217.46	19:31.076
9	2:07.266	31.572	28.464	37.499	29.731	224.29	21:38.342
10	2:06.136	31.117	28.262	37.188	29.569	223.13	23:44.478
11	2:05.435	31.046	28.082	36.903	29.404	223.13	25:49.913

41 MARC GARCIA Clase: SPB

Vta.	Tiempo	Sec.1	Sec.2	Sec.3	Sec.4	Km/h	T.Transc.
1	2:25.899		30.959	40.339	30.549	126.37	3:31.159
2	2:08.391	31.913	29.204	37.757	29.517	223.13	5:39.550
3	2:09.974	33.582	29.464	37.044	29.884	227.87	7:49.524
4	2:04.675	30.835	28.082	36.660	29.098	226.67	9:54.199
5	2:03.653	30.361	27.934	36.388	28.970	224.29	11:57.852
6	2:14.538	31.550	28.780	43.891	30.317	218.57	14:12.390
7	2:09.445	32.502	28.654	38.187	30.102	200.19	16:21.835
8	2:02.826	30.322	27.471	36.152	28.881	225.47	18:24.661
9	2:02.344	30.058	27.452	36.061	28.773	226.67	20:27.005
10	2:02.843	29.929	27.711	36.363	28.840	227.87	22:29.848
11	2:01.616	29.953	27.183	35.806	28.674	224.29	24:31.464
12	2:01.502	29.859	27.143	35.996	28.504	226.67	26:32.966

64 HUGO DE CANCELLIS Clase: SPB

Vta.	Tiempo	Sec.1	Sec.2	Sec.3	Sec.4	Km/h	T.Transc.
1	2:41.981		36.011	46.119	32.925	137.75	11:21.001
2	2:19.007	35.634	31.361	41.114	30.898	194.73	13:40.008
3	2:10.068	32.615	28.989	38.432	30.032	216.36	15:50.076
4	2:08.470	31.886	28.694	37.974	29.916	219.69	17:58.546
5	2:08.158	31.543	28.552	38.210	29.853	224.29	20:06.704
6	Pit OUT	31.496	28.509	37.692		225.47	24:02.717
7	2:16.972		29.161	37.727	29.436	151.91	26:19.689

77 ALVARO FUERTES Clase: SPB

Vta.	Tiempo	Sec.1	Sec.2	Sec.3	Sec.4	Km/h	T.Transc.
1	2:20.473		30.903	40.104	30.995	162.27	3:30.448
2	2:08.942	32.279	29.373	37.581	29.709	217.46	5:39.390
3	2:06.960	31.411	28.754	37.334	29.461	215.28	7:46.350
4	2:05.805	31.399	28.534	36.832	29.040	220.82	9:52.155
5	2:04.984	31.471	27.976	36.490	29.047	220.82	11:57.139
6	Pit OUT	32.497	28.708	39.013		220.82	20:09.882

82 ALEJANDRO RIVERO Clase: SPB

Vta.	Tiempo	Sec.1	Sec.2	Sec.3	Sec.4	Km/h	T.Transc.
1	2:40.163		35.090	45.064		122.05	3:45.598
2	2:25.362		32.897	42.845	32.326	106.82	6:10.960
3	2:20.135	35.684	31.229	41.525	31.697	180.76	8:31.095
4	Pit OUT			42.816		188.72	13:05.505
5	2:33.732		34.456	40.840	31.869	137.31	15:39.237
6	4:28.694					189.56	20:07.931
7	2:13.910	32.515	28.660			115.95	20:07.931
8	2:09.619			38.212	30.232	119.79	22:17.550
9	2:09.284	32.561	28.810	38.030	29.883	120.10	24:26.834
10	2:07.545	31.774	28.170	37.745	29.856	217.46	26:34.379

SPORTBIKE ENTRENAMIENTO CRONOMETRADO

92 GABIN CAZARD Clase: SPB

Vta.	Tiempo	Sec.1	Sec.2	Sec.3	Sec.4	Km/h	T.Transc.
1	2:23.535		31.350	40.641	31.148	143.28	2:53.895
2	2:11.319	33.027	29.701	38.586	30.005	218.57	5:05.214
3	2:08.094	31.813	28.531	37.974	29.776	218.57	7:13.308
4	2:09.682	32.099	29.354	38.140	30.089	216.36	9:22.990
5	2:08.218	32.132	28.573	37.968	29.545	217.46	11:31.208
6	2:07.568	31.758	28.425	37.669	29.716	223.13	13:38.776
7	2:06.977	31.619	28.222	37.484	29.652	223.13	15:45.753
8	2:06.663	31.381	28.037	37.618	29.627	224.29	17:52.416
9	2:07.771	32.294	28.297	37.537	29.643	220.82	20:00.187
10	2:05.708	31.554	27.956	36.948	29.250	217.46	22:05.895
11	2:05.730	31.333	27.804	37.100	29.493	223.13	24:11.625
12	2:04.980	31.163	27.747	36.900	29.170	224.29	26:16.605

SPORTBIKE ENTRENAMIENTO CRONOMETRADO

CLASIFICACIÓN POR SECTORES

Sector – 1

P.	Nº	Nombre	T Sector
1	41	MARC GARCIA	29.859
2	12	HUMBERTO C. MAIER	29.945
3	31	ROBERTO FERNANDEZ	29.957
4	28	LUIS FELIPE ARREDONDO	30.622
5	35	JOSE E. ZAMUDIO	31.046
6	9	ELLIOT KASSIGIAN	31.069
7	92	GABIN CAZARD	31.163
8	77	ALVARO FUERTES	31.399
9	64	HUGO DE CANCELLIS	31.496
10	82	ALEJANDRO RIVERO	31.774
11	21	MARCO G. PAONESSA	31.902
12	19	ADELA OUREDNIKOVA	31.930
13	29	PIETRO ANASTASI	32.172

Sector – 2

P.	Nº	Nombre	T Sector
1	41	MARC GARCIA	27.143
2	12	HUMBERTO C. MAIER	27.319
3	9	ELLIOT KASSIGIAN	27.409
4	31	ROBERTO FERNANDEZ	27.530
5	92	GABIN CAZARD	27.747
6	28	LUIS FELIPE ARREDONDO	27.806
7	77	ALVARO FUERTES	27.976
8	35	JOSE E. ZAMUDIO	28.082
9	82	ALEJANDRO RIVERO	28.170
10	19	ADELA OUREDNIKOVA	28.413
11	64	HUGO DE CANCELLIS	28.509
12	29	PIETRO ANASTASI	28.829
13	21	MARCO G. PAONESSA	28.926

Sector – 3

P.	Nº	Nombre	T Sector
1	41	MARC GARCIA	35.806
2	12	HUMBERTO C. MAIER	35.826
3	31	ROBERTO FERNANDEZ	36.015
4	77	ALVARO FUERTES	36.490
5	9	ELLIOT KASSIGIAN	36.748
6	92	GABIN CAZARD	36.900
7	35	JOSE E. ZAMUDIO	36.903
8	28	LUIS FELIPE ARREDONDO	37.036
9	64	HUGO DE CANCELLIS	37.692
10	82	ALEJANDRO RIVERO	37.745
11	19	ADELA OUREDNIKOVA	37.877
12	29	PIETRO ANASTASI	38.064
13	21	MARCO G. PAONESSA	38.160

Sector – 4

P.	Nº	Nombre	T Sector
1	41	MARC GARCIA	28.504
2	12	HUMBERTO C. MAIER	28.694
3	31	ROBERTO FERNANDEZ	28.770
4	77	ALVARO FUERTES	29.040
5	92	GABIN CAZARD	29.170
6	28	LUIS FELIPE ARREDONDO	29.223
7	9	ELLIOT KASSIGIAN	29.331
8	35	JOSE E. ZAMUDIO	29.404
9	64	HUGO DE CANCELLIS	29.436
10	82	ALEJANDRO RIVERO	29.856
11	21	MARCO G. PAONESSA	29.901
12	19	ADELA OUREDNIKOVA	30.130
13	29	PIETRO ANASTASI	30.177

Tiempo de vuelta ideal: 2:01.312

SPORTBIKE ENTRENAMIENTO CRONOMETRADO

ANÁLISIS VUELTA A VUELTA — SECTORES Y TIEMPOS ACUMULADOS

9 ELLIOT KASSIGIAN Clase: SPB

Vta.	Sec.1	Sec.2	Sec.3	Sec.4	IP1	IP2	IP3	Tiempo
1		29.209	38.674			29.209	1:07.883	2:19.259
2		28.219	41.601	31.223		28.219	1:09.820	2:13.212
3	32.538	28.521	38.422	30.408	32.538	1:01.059	1:39.481	2:09.889
4	33.238	28.014	37.777	29.893	33.238	1:01.252	1:39.029	2:08.922
5	31.640	27.726	37.466	29.782	31.640	59.366	1:36.832	2:06.614
6	31.479	27.582	37.099	29.520	31.479	59.061	1:36.160	2:05.680
7	31.453	27.598	37.052	29.331	31.453	59.051	1:36.103	2:05.434
8	31.178	27.447	37.003	29.455	31.178	58.625	1:35.628	2:05.083
9	31.069	27.409	36.923	29.431	31.069	58.478	1:35.401	2:04.832
10	31.122	27.622	36.748	29.501	31.122	58.744	1:35.492	2:04.993
11	31.157	27.645	36.963	30.238	31.157	58.802	1:35.765	2:06.003

12 HUMBERTO C. MAIER Clase: SPB

Vta.	Sec.1	Sec.2	Sec.3	Sec.4	IP1	IP2	IP3	Tiempo
1		31.209	40.011	31.047		31.209	1:11.220	2:21.948
2	32.765	29.435	38.118	30.081	32.765	1:02.200	1:40.318	2:10.399
3	31.344	28.479	37.084	29.511	31.344	59.823	1:36.907	2:06.418
4	30.927	28.055	36.677	29.148	30.927	58.982	1:35.659	2:04.807
5	30.498	27.821	36.274	29.228	30.498	58.319	1:34.593	2:03.821
6	30.302	27.732	36.420	29.087	30.302	58.034	1:34.454	2:03.541
7	30.025	27.746	36.284	29.009	30.025	57.771	1:34.055	2:03.064
8	31.209	30.124	39.350		31.209	1:01.333	1:40.683	Pit 1:40.683
9		27.775	36.180	29.000		27.775	1:03.955	2:11.740
10	29.945	27.338	36.092	28.899	29.945	57.283	1:33.375	2:02.274
11	30.089	27.319	35.826	28.694	30.089	57.408	1:33.234	2:01.928

19 ADELA OUREDNIKOVA Clase: SPB

Vta.	Sec.1	Sec.2	Sec.3	Sec.4	IP1	IP2	IP3	Tiempo
1		32.440	42.025	32.919		32.440	1:14.465	2:29.749
2	34.559	30.613	39.730	31.592	34.559	1:05.172	1:44.902	2:16.494
3	33.519	29.868	39.091	31.121	33.519	1:03.387	1:42.478	2:13.599
4	33.115	29.236	38.594	30.880	33.115	1:02.351	1:40.945	2:11.825
5	32.872	29.205	38.084	30.613	32.872	1:02.077	1:40.161	2:10.774
6	32.522	28.967	38.651	30.721	32.522	1:01.489	1:40.140	2:10.861
7	32.300	28.788	38.115	30.280	32.300	1:01.088	1:39.203	2:09.483
8	32.176	28.904	37.928	30.378	32.176	1:01.080	1:39.008	2:09.386
9	32.081	28.413	37.877	30.130	32.081	1:00.494	1:38.371	2:08.501
10	32.138	28.565	38.175	30.747	32.138	1:00.703	1:38.878	2:09.625
11	31.930	28.898	38.091	30.472	31.930	1:00.828	1:38.919	2:09.391
12	32.168	28.626	38.382	30.643	32.168	1:00.794	1:39.176	2:09.819

21 MARCO G. PAONESSA Clase: SPB

Vta.	Sec.1	Sec.2	Sec.3	Sec.4	IP1	IP2	IP3	Tiempo
1		32.272	41.091	31.430		32.272	1:13.363	2:33.588
2	33.635	29.577	38.837	30.432	33.635	1:03.212	1:42.049	2:12.481
3	32.497	29.264	38.569	30.228	32.497	1:01.761	1:40.330	2:10.558
4	32.835	29.428	38.485	30.072	32.835	1:02.263	1:40.748	2:10.820
5	31.948	29.070	38.351	30.300	31.948	1:01.018	1:39.369	2:09.669
6	32.390	28.926	38.403	30.123	32.390	1:01.316	1:39.719	2:09.842
7	32.015	29.246	38.621	30.040	32.015	1:01.261	1:39.882	2:09.922
8	31.902	29.088	38.160	29.901	31.902	1:00.990	1:39.150	2:09.051

28 LUIS FELIPE ARREDONDO Clase: SPB

Vta.	Sec.1	Sec.2	Sec.3	Sec.4	IP1	IP2	IP3	Tiempo
1		31.035	40.579	31.375		31.035	1:11.614	2:22.898
2	33.412	29.567	38.827	30.192	33.412	1:02.979	1:41.806	2:11.998
3	32.321	29.019	38.543	30.325	32.321	1:01.340	1:39.883	2:10.208
4	31.884	28.581	37.760	29.832	31.884	1:00.465	1:38.225	2:08.057
5	32.385	28.698	37.388	29.646	32.385	1:01.083	1:38.471	2:08.117
6	34.049	28.643	38.354	34.049		1:02.692	1:41.046	Pit 1:41.046
7		29.568	39.585	30.113		29.568	1:09.153	2:16.686
8	31.297	27.961	37.086	29.332	31.297	59.258	1:36.344	2:05.676
9	31.191	28.368	37.036	29.223	31.191	59.559	1:36.595	2:05.818
10	31.255	28.208	37.105	29.343	31.255	59.463	1:36.568	2:05.911
11	30.622	27.806	37.251	29.462	30.622	58.428	1:35.679	2:05.141

29 PIETRO ANASTASI Clase: SPB

Vta.	Sec.1	Sec.2	Sec.3	Sec.4	IP1	IP2	IP3	Tiempo
1		32.156	40.768	31.330		32.156	1:12.924	2:27.065
2	33.279	29.777	39.083	30.570	33.279	1:03.056	1:42.139	2:12.709
3	32.751	29.545	38.955	30.685	32.751	1:02.296	1:41.251	2:11.936
4	34.005	29.460	38.895	30.604	34.005	1:03.465	1:42.360	2:12.964
5	32.900	29.225	38.254	30.177	32.900	1:02.125	1:40.379	2:10.556
6	33.616	29.347	39.039		33.616	1:02.963	1:42.002	Pit 1:42.002
7		29.009	38.433	30.435		29.009	1:07.442	2:17.171
8	32.219	28.829	38.351	30.196	32.219	1:01.048	1:39.399	2:09.595
9	32.381	29.035	38.242	30.287	32.381	1:01.416	1:39.658	2:09.945
10	32.172	29.134	38.064	30.182	32.172	1:01.306	1:39.370	2:09.552

SPORTBIKE ENTRENAMIENTO CRONOMETRADO

31 ROBERTO FERNANDEZ Clase: SPB

Vta.	Sec.1	Sec.2	Sec.3	Sec.4	IP1	IP2	IP3	Tiempo
1		31.821	40.141	31.181		31.821	1:11.962	2:22.237
2	32.947	28.926	37.730	29.791	32.947	1:01.873	1:39.603	2:09.394
3	31.237	28.272	36.787	29.172	31.237	59.509	1:36.296	2:05.468
4	30.668	27.746	36.262	29.185	30.668	58.414	1:34.676	2:03.861
5	30.383	27.694	36.674	29.013	30.383	58.077	1:34.751	2:03.764
6	30.301	27.562	36.178	28.955	30.301	57.863	1:34.041	2:02.996
7	30.221	27.801	36.144	28.770	30.221	58.022	1:34.166	2:02.936
8	30.083	27.638	36.185	28.862	30.083	57.721	1:33.906	2:02.768
9	30.078	27.688	36.601	28.929	30.078	57.766	1:34.367	2:03.296
10	30.201	27.530	36.015	28.926	30.201	57.731	1:33.746	2:02.672
11	29.957	28.217	36.394	29.012	29.957	58.174	1:34.568	2:03.580
12	30.000	27.694	36.231	29.019	30.000	57.694	1:33.925	2:02.944

35 JOSE E. ZAMUDIO Clase: SPB

Vta.	Sec.1	Sec.2	Sec.3	Sec.4	IP1	IP2	IP3	Tiempo
1		30.725	41.091	31.037		30.725	1:11.816	2:22.702
2	33.295	29.549	39.200	30.347	33.295	1:02.844	1:42.044	2:12.391
3	32.514	29.062	38.796	30.424	32.514	1:01.576	1:40.372	2:10.796
4	32.943	29.365	38.337	30.792	32.943	1:02.308	1:40.645	2:11.437
5	32.771	29.037	38.440	30.008	32.771	1:01.808	1:40.248	2:10.256
6	34.119	30.641	44.136		34.119	1:04.760	1:48.896	Pit 1:48.896
7		29.165	40.107	34.110		29.165	1:09.272	2:20.297
8	32.258	28.758	38.010	30.033	32.258	1:01.016	1:39.026	2:09.059
9	31.572	28.464	37.499	29.731	31.572	1:00.036	1:37.535	2:07.266
10	31.117	28.262	37.188	29.569	31.117	59.379	1:36.567	2:06.136
11	31.046	28.082	36.903	29.404	31.046	59.128	1:36.031	2:05.435

41 MARC GARCIA Clase: SPB

Vta.	Sec.1	Sec.2	Sec.3	Sec.4	IP1	IP2	IP3	Tiempo
1		30.959	40.339	30.549		30.959	1:11.298	2:25.899
2	31.913	29.204	37.757	29.517	31.913	1:01.117	1:38.874	2:08.391
3	33.582	29.464	37.044	29.884	33.582	1:03.046	1:40.090	2:09.974
4	30.835	28.082	36.660	29.098	30.835	58.917	1:35.577	2:04.675
5	30.361	27.934	36.388	28.970	30.361	58.295	1:34.683	2:03.653
6	31.550	28.780	43.891	30.317	31.550	1:00.330	1:44.221	2:14.538
7	32.502	28.654	38.187	30.102	32.502	1:01.156	1:39.343	2:09.445
8	30.322	27.471	36.152	28.881	30.322	57.793	1:33.945	2:02.826
9	30.058	27.452	36.061	28.773	30.058	57.510	1:33.571	2:02.344
10	29.929	27.711	36.363	28.840	29.929	57.640	1:34.003	2:02.843
11	29.953	27.183	35.806	28.674	29.953	57.136	1:32.942	2:01.616
12	29.859	27.143	35.996	28.504	29.859	57.002	1:32.998	2:01.502

64 HUGO DE CANCELLIS Clase: SPB

Vta.	Sec.1	Sec.2	Sec.3	Sec.4	IP1	IP2	IP3	Tiempo
1		36.011	46.119	32.925		36.011	1:22.130	2:41.981
2	35.634	31.361	41.114	30.898	35.634	1:06.995	1:48.109	2:19.007
3	32.615	28.989	38.432	30.032	32.615	1:01.604	1:40.036	2:10.068
4	31.886	28.694	37.974	29.916	31.886	1:00.580	1:38.554	2:08.470
5	31.543	28.552	38.210	29.853	31.543	1:00.095	1:38.305	2:08.158
6	31.496	28.509	37.692		31.496	1:00.005	1:37.697	Pit 1:37.697
7		29.161	37.727	29.436		29.161	1:06.888	2:16.972

77 ALVARO FUERTES Clase: SPB

Vta.	Sec.1	Sec.2	Sec.3	Sec.4	IP1	IP2	IP3	Tiempo
1		30.903	40.104	30.995		30.903	1:11.007	2:20.473
2	32.279	29.373	37.581	29.709	32.279	1:01.652	1:39.233	2:08.942
3	31.411	28.754	37.334	29.461	31.411	1:00.165	1:37.499	2:06.960
4	31.399	28.534	36.832	29.040	31.399	59.933	1:36.765	2:05.805
5	31.471	27.976	36.490	29.047	31.471	59.447	1:35.937	2:04.984
6	32.497	28.708	39.013		32.497	1:01.205	1:40.218	Pit 1:40.218

82 ALEJANDRO RIVERO Clase: SPB

Vta.	Sec.1	Sec.2	Sec.3	Sec.4	IP1	IP2	IP3	Tiempo
1		35.090	45.064			35.090	1:20.154	2:40.163
2		32.897	42.845	32.326		32.897	1:15.742	2:25.362
3	35.684	31.229	41.525	31.697	35.684	1:06.913	1:48.438	2:20.135
4			42.816				42.816	Pit 42.816
5		34.456	40.840	31.869		34.456	1:15.296	2:33.732
6								4:28.694
7	32.515	28.660			32.515	1:01.175	1:01.175	2:13.910
8			38.212	30.232			38.212	2:09.619
9	32.561	28.810	38.030	29.883	32.561	1:01.371	1:39.401	2:09.284
10	31.774	28.170	37.745	29.856	31.774	59.944	1:37.689	2:07.545

SPORTBIKE ENTRENAMIENTO CRONOMETRADO

92 GABIN CAZARD Clase: SPB

Vta.	Sec.1	Sec.2	Sec.3	Sec.4	IP1	IP2	IP3	Tiempo
1		31.350	40.641	31.148		31.350	1:11.991	2:23.535
2	33.027	29.701	38.586	30.005	33.027	1:02.728	1:41.314	2:11.319
3	31.813	28.531	37.974	29.776	31.813	1:00.344	1:38.318	2:08.094
4	32.099	29.354	38.140	30.089	32.099	1:01.453	1:39.593	2:09.682
5	32.132	28.573	37.968	29.545	32.132	1:00.705	1:38.673	2:08.218
6	31.758	28.425	37.669	29.716	31.758	1:00.183	1:37.852	2:07.568
7	31.619	28.222	37.484	29.652	31.619	59.841	1:37.325	2:06.977
8	31.381	28.037	37.618	29.627	31.381	59.418	1:37.036	2:06.663
9	32.294	28.297	37.537	29.643	32.294	1:00.591	1:38.128	2:07.771
10	31.554	27.956	36.948	29.250	31.554	59.510	1:36.458	2:05.708
11	31.333	27.804	37.100	29.493	31.333	59.137	1:36.237	2:05.730
12	31.163	27.747	36.900	29.170	31.163	58.910	1:35.810	2:04.980

SPORTBIKE ENTRENAMIENTO CRONOMETRADO

40 MEJORES VUELTAS

Nº	Nombre	Clase	Tiempo	En Vuelta
41	MARC GARCIA	SPB	2:01.502	12
41	MARC GARCIA	SPB	2:01.616	11
12	HUMBERTO C. MAIER	SPB	2:01.928	11
12	HUMBERTO C. MAIER	SPB	2:02.274	10
41	MARC GARCIA	SPB	2:02.344	9
31	ROBERTO FERNANDEZ	SPB	2:02.672	10
31	ROBERTO FERNANDEZ	SPB	2:02.768	8
41	MARC GARCIA	SPB	2:02.826	8
41	MARC GARCIA	SPB	2:02.843	10
31	ROBERTO FERNANDEZ	SPB	2:02.936	7
31	ROBERTO FERNANDEZ	SPB	2:02.944	12
31	ROBERTO FERNANDEZ	SPB	2:02.996	6
12	HUMBERTO C. MAIER	SPB	2:03.064	7
31	ROBERTO FERNANDEZ	SPB	2:03.296	9
12	HUMBERTO C. MAIER	SPB	2:03.541	6
31	ROBERTO FERNANDEZ	SPB	2:03.580	11
41	MARC GARCIA	SPB	2:03.653	5
31	ROBERTO FERNANDEZ	SPB	2:03.764	5
12	HUMBERTO C. MAIER	SPB	2:03.821	5
31	ROBERTO FERNANDEZ	SPB	2:03.861	4
41	MARC GARCIA	SPB	2:04.675	4
12	HUMBERTO C. MAIER	SPB	2:04.807	4
9	ELLIOT KASSIGIAN	SPB	2:04.832	9
92	GABIN CAZARD	SPB	2:04.980	12
77	ALVARO FUERTES	SPB	2:04.984	5
9	ELLIOT KASSIGIAN	SPB	2:04.993	10
9	ELLIOT KASSIGIAN	SPB	2:05.083	8
28	LUIS FELIPE ARREDONDO	SPB	2:05.141	11
9	ELLIOT KASSIGIAN	SPB	2:05.434	7
35	JOSE E. ZAMUDIO	SPB	2:05.435	11
31	ROBERTO FERNANDEZ	SPB	2:05.468	3
28	LUIS FELIPE ARREDONDO	SPB	2:05.676	8
9	ELLIOT KASSIGIAN	SPB	2:05.680	6
92	GABIN CAZARD	SPB	2:05.708	10
92	GABIN CAZARD	SPB	2:05.730	11
77	ALVARO FUERTES	SPB	2:05.805	4
28	LUIS FELIPE ARREDONDO	SPB	2:05.818	9
28	LUIS FELIPE ARREDONDO	SPB	2:05.911	10
9	ELLIOT KASSIGIAN	SPB	2:06.003	11
35	JOSE E. ZAMUDIO	SPB	2:06.136	10

SPORTBIKE ENTRENAMIENTO CRONOMETRADO

TOP 5 MEJORES VUELTAS

Nº	Nombre	Clase	V1	V2	V3	V4	V5
41	MARC GARCIA	SPB	2:01.502	2:01.616	2:02.344	2:02.826	2:02.843
12	HUMBERTO C. MAIER	SPB	2:01.928	2:02.274	2:03.064	2:03.541	2:03.821
31	ROBERTO FERNANDEZ	SPB	2:02.672	2:02.768	2:02.936	2:02.944	2:02.996
9	ELLIOT KASSIGIAN	SPB	2:04.832	2:04.993	2:05.083	2:05.434	2:05.680
92	GABIN CAZARD	SPB	2:04.980	2:05.708	2:05.730	2:06.663	2:06.977
77	ALVARO FUERTES	SPB	2:04.984	2:05.805	2:06.960	2:08.942	2:20.473
28	LUIS FELIPE ARREDONDO	SPB	2:05.141	2:05.676	2:05.818	2:05.911	2:08.057
35	JOSE E. ZAMUDIO	SPB	2:05.435	2:06.136	2:07.266	2:09.059	2:10.256
82	ALEJANDRO RIVERO	SPB	2:07.545	2:09.284	2:09.619	2:13.910	2:20.135
64	HUGO DE CANCELLIS	SPB	2:08.158	2:08.470	2:10.068	2:16.972	2:19.007
19	ADELA OUREDNIKOVA	SPB	2:08.501	2:09.386	2:09.391	2:09.483	2:09.625
21	MARCO G. PAONESSA	SPB	2:09.051	2:09.669	2:09.842	2:09.922	2:10.558
29	PIETRO ANASTASI	SPB	2:09.552	2:09.595	2:09.945	2:10.556	2:11.936

SPORTBIKE ENTRENAMIENTO CRONOMETRADO

40 MEJORES VELOCIDADES

Nº	Nombre	Clase	Velocidad	En V.	Tiempo sesión
41	MARC GARCIA	SPB	227.870	3	7:49.524
41	MARC GARCIA	SPB	227.870	10	22:29.848
12	HUMBERTO C. MAIER	SPB	226.670	3	7:11.347
12	HUMBERTO C. MAIER	SPB	226.670	6	13:23.516
12	HUMBERTO C. MAIER	SPB	226.670	7	15:26.580
12	HUMBERTO C. MAIER	SPB	226.670	8	19:35.434
12	HUMBERTO C. MAIER	SPB	226.670	10	23:49.448
12	HUMBERTO C. MAIER	SPB	226.670	11	25:51.376
31	ROBERTO FERNANDEZ	SPB	226.670	9	19:28.622
41	MARC GARCIA	SPB	226.670	4	9:54.199
41	MARC GARCIA	SPB	226.670	9	20:27.005
41	MARC GARCIA	SPB	226.670	12	26:32.966
12	HUMBERTO C. MAIER	SPB	225.470	2	5:04.929
12	HUMBERTO C. MAIER	SPB	225.470	5	11:19.975
31	ROBERTO FERNANDEZ	SPB	225.470	2	5:03.533
31	ROBERTO FERNANDEZ	SPB	225.470	10	21:31.294
31	ROBERTO FERNANDEZ	SPB	225.470	11	23:34.874
31	ROBERTO FERNANDEZ	SPB	225.470	12	25:37.818
41	MARC GARCIA	SPB	225.470	8	18:24.661
64	HUGO DE CANCELLIS	SPB	225.470	6	24:02.717
9	ELLIOT KASSIGIAN	SPB	224.290	10	23:13.352
12	HUMBERTO C. MAIER	SPB	224.290	4	9:16.154
31	ROBERTO FERNANDEZ	SPB	224.290	4	9:12.862
31	ROBERTO FERNANDEZ	SPB	224.290	6	13:19.622
31	ROBERTO FERNANDEZ	SPB	224.290	7	15:22.558
31	ROBERTO FERNANDEZ	SPB	224.290	8	17:25.326
35	JOSE E. ZAMUDIO	SPB	224.290	9	21:38.342
41	MARC GARCIA	SPB	224.290	5	11:57.852
41	MARC GARCIA	SPB	224.290	11	24:31.464
64	HUGO DE CANCELLIS	SPB	224.290	5	20:06.704
92	GABIN CAZARD	SPB	224.290	8	17:52.416
92	GABIN CAZARD	SPB	224.290	12	26:16.605
9	ELLIOT KASSIGIAN	SPB	223.130	8	19:03.527
31	ROBERTO FERNANDEZ	SPB	223.130	3	7:09.001
31	ROBERTO FERNANDEZ	SPB	223.130	5	11:16.626
35	JOSE E. ZAMUDIO	SPB	223.130	10	23:44.478
35	JOSE E. ZAMUDIO	SPB	223.130	11	25:49.913
41	MARC GARCIA	SPB	223.130	2	5:39.550
92	GABIN CAZARD	SPB	223.130	6	13:38.776
92	GABIN CAZARD	SPB	223.130	7	15:45.753

SPORTBIKE ENTRENAMIENTO CRONOMETRADO

5 MEJORES VELOCIDADES POR PILOTO

Nº	Nombre	Clase	V1	V2	V3	V4	V5
41	MARC GARCIA	SPB	227.870	227.870	226.670	226.670	226.670
12	HUMBERTO C. MAIER	SPB	226.670	226.670	226.670	226.670	226.670
31	ROBERTO FERNANDEZ	SPB	226.670	225.470	225.470	225.470	225.470
64	HUGO DE CANCELLIS	SPB	225.470	224.290	219.690	216.360	194.730
9	ELLIOT KASSIGIAN	SPB	224.290	223.130	221.970	221.970	221.970
35	JOSE E. ZAMUDIO	SPB	224.290	223.130	223.130	217.460	216.360
92	GABIN CAZARD	SPB	224.290	224.290	223.130	223.130	223.130
28	LUIS FELIPE ARREDONDO	SPB	220.820	219.690	218.570	218.570	218.570
77	ALVARO FUERTES	SPB	220.820	220.820	220.820	217.460	215.280
29	PIETRO ANASTASI	SPB	219.690	218.570	217.460	216.360	213.130
19	ADELA OUREDNIKOVA	SPB	218.570	217.460	217.460	217.460	210.000
21	MARCO G. PAONESSA	SPB	217.460	217.460	216.360	213.130	210.000
82	ALEJANDRO RIVERO	SPB	217.460	189.560	188.720	180.760	137.310