













SPORTBIKE CARRERA 1

Clasificación

Pos	N	Nat	Nombre	Equipo	Vehiculo	PC	Clase	Vts	T.Total	Dif 1º	Prev.	V.Rap.	V.	Km/h..
1	77		ALVARO FUERTES	DEZA-BOX 77 RACING TE	KAWASAKI	1	SPB	14	26:40.282			1:53.067	3	135,836
2	12		HUMBERTO C. MAIER	YAMAHA MS RACING	YAMAHA	2	SPB	14	26:50.299	10.017	10.017	1:53.918	2	134,991
3	64		HUGO DE CANCELLIS	IVR RACING PROJECT		3	SPB	14	26:52.696	12.414	2.397	1:54.147	7	134,790
4	92		GABIN CAZARD	YAMAHA MS RACING	YAMAHA	4	SPB	14	26:52.760	12.478	0.064	1:53.971	14	134,785
5	41		MARC GARCIA	YAMAHA MS RACING	YAMAHA	5	SPB	14	26:52.933	12.651	0.173	1:53.978	14	134,770
6	9		ELLIOT KASSIGIAN	ANTIBES ENGINEERING	TRIUMPH	6	SPB	14	27:00.920	20.638	7.987	1:54.724	8	134,106
7	28		LUIS FELIPE ARREDONDO	PONS MOTOSPORT ITALI		7	SPB	14	27:05.155	24.873	4.235	1:54.885	3	133,757
8	82		ALEJANDRO RIVERO	I+DENT RACING TEAM		8	SPB	14	27:14.384	34.102	9.229	1:55.128	6	133,001
9	35		JOSE E. ZAMUDIO	PONS MOTOSPORT ITALI		9	SPB	14	27:14.518	34.236	0.134	1:55.625	9	132,990
10	29		PIETRO ANASTASI	ARCO YAMAHA MOTOR UYAMAHA		10	SPB	14	27:16.644	36.362	2.126	1:55.854	12	132,818
11	21		MARCO G. PAONESSA	IVR RACING PROJECT		11	SPB	14	27:19.924	39.642	3.280	1:55.753	6	132,552
12	19		ADELA OUREDNIKOVA	YAMAHA MS RACING	YAMAHA	12	SPB	14	28:02.525	1:22.243	42.601	1:58.575	11	129,196

Retirados

NT	31		ROBERTO FERNANDEZ	MTM KAWASAKI	KAWASAKI	NT	SPB	3	11:08.224	NT		1:57.505	1	69,708
----	----	---	-------------------	--------------	----------	----	-----	---	-----------	----	--	-----------------	---	--------

Nº Corredor: 77, Nombre: ALVARO FUERTES, Mejor Tiempo: 1:53.067, Velocidad Media: 137,324 Km/h

Estado de la pista: **SECO**

Director: Sara Blanco

Hora de publicación: _____

<https://jcy-cronometraje.com/>

Cronometrador: Juan Carlos Jodra



Hora de impresión: 09/05/2026 15:29

SPORTBIKE CARRERA 1

ANÁLISIS VUELTA A VUELTA CON SECTORES

9 ELLIOT KASSIGIAN Clase: SPB							
Vta.	Tiempo	Sec.1	Sec.2	Sec.3	Sec.4	Km/h	T.Transc.
1	1:59.094	32.012	25.849	33.854	27.379	193.85	2:01.612
2	1:54.775	28.244	25.600	33.354	27.577	229.09	3:56.387
3	1:54.923	28.364	25.648	33.565	27.346	231.57	5:51.310
4	1:56.665	28.477	25.938	34.110	28.140	230.32	7:47.975
5	1:55.266	28.615	25.644	33.565	27.442	229.09	9:43.241
6	1:55.620	28.299	25.490	33.728	28.103	231.57	11:38.861
7	1:55.320	29.126	25.540	33.218	27.436	230.32	13:34.181
8	1:54.724	28.400	25.713	33.274	27.337	229.09	15:28.905
9	1:55.230	29.047	25.688	33.185	27.310	226.67	17:24.135
10	1:54.742	28.405	25.643	33.420	27.274	224.29	19:18.877
11	1:56.229	29.771	25.763	33.288	27.407	226.67	21:15.106
12	1:55.053	28.502	25.670	33.344	27.537	227.87	23:10.159
13	1:55.383	28.504	25.714	33.682	27.483	226.67	25:05.542
14	1:55.378	28.573	25.897	33.458	27.450	226.67	27:00.920

12 HUMBERTO C. MAIER Clase: SPB							
Vta.	Tiempo	Sec.1	Sec.2	Sec.3	Sec.4	Km/h	T.Transc.
1	1:57.900	31.801	25.703	33.211	27.185	195.62	1:59.923
2	1:53.918	28.066	25.698	32.950	27.204	232.83	3:53.841
3	1:54.559	28.068	25.570	33.401	27.520	226.67	5:48.400
4	1:54.990	28.267	25.705	33.436	27.582	225.47	7:43.390
5	1:54.675	28.277	25.677	33.244	27.477	226.67	9:38.065
6	1:54.573	28.221	25.692	33.198	27.462	227.87	11:32.638
7	1:54.599	28.336	25.673	33.170	27.420	226.67	13:27.237
8	1:54.544	28.130	25.775	33.214	27.425	225.47	15:21.781
9	1:54.567	28.234	25.667	33.163	27.503	225.47	17:16.348
10	1:54.331	28.110	25.651	33.143	27.427	226.67	19:10.679
11	1:54.739	28.263	25.740	33.305	27.431	135.32	21:05.418
12	1:54.580	28.233	25.697	33.218	27.432	135.51	22:59.998
13	1:54.886	28.226	25.923	33.230	27.507	226.67	24:54.884
14	1:55.415	28.470	25.766	33.589	27.590	230.32	26:50.299

19 ADELA OUREDNIKOVA Clase: SPB							
Vta.	Tiempo	Sec.1	Sec.2	Sec.3	Sec.4	Km/h	T.Transc.
1	2:05.591	33.520	27.281	35.852	28.938	188.72	2:08.927
2	2:01.658	30.289	27.119	35.254	28.996	221.97	4:10.585
3	2:01.370	30.328	27.216	35.386	28.440	230.32	6:11.955
4	1:59.854	29.807	26.679	34.880	28.488	223.13	8:11.809
5	2:00.304	29.757	27.192	35.049	28.306	220.82	10:12.113
6	1:58.934	29.541	26.591	34.632	28.170	230.32	12:11.047
7	1:58.600	29.493	26.561	34.494	28.052	227.87	14:09.647
8	1:59.502	29.517	26.772	34.678	28.535	218.57	16:09.149
9	1:58.838	29.376	26.533	34.839	28.090	224.29	18:07.987
10	1:59.044	29.550	26.568	34.649	28.277	226.67	20:07.031
11	1:58.575	29.387	26.606	34.465	28.117	230.32	22:05.606
12	1:58.954	29.635	26.477	34.437	28.405	227.87	24:04.560
13	1:58.862	29.431	26.452	34.824	28.155	227.87	26:03.422
14	1:59.103	29.569	26.670	34.746	28.118	227.87	28:02.525

21 MARCO G. PAONESSA Clase: SPB							
Vta.	Tiempo	Sec.1	Sec.2	Sec.3	Sec.4	Km/h	T.Transc.
1	2:00.565	32.152	26.193	34.616	27.604	199.26	2:03.863
2	1:56.682	28.689	26.170	34.002	27.821	232.83	4:00.545
3	1:57.088	28.742	26.186	34.264	27.896	230.32	5:57.633
4	1:57.200	28.494	26.077	34.392	28.237	230.32	7:54.833
5	1:56.076	29.019	25.773	33.819	27.465	218.57	9:50.909
6	1:55.753	28.838	25.822	33.633	27.460	225.47	11:46.662
7	1:55.920	28.563	25.931	33.872	27.554	231.57	13:42.582
8	1:55.974	28.662	25.973	33.833	27.506	230.32	15:38.556
9	1:56.286	28.689	26.078	33.847	27.672	229.09	17:34.842
10	1:56.975	28.875	26.324	34.108	27.668	230.32	19:31.817
11	1:57.364	28.707	26.117	34.959	27.581	230.32	21:29.181
12	1:56.416	28.579	26.401	33.895	27.541	234.10	23:25.597
13	1:57.104	29.232	26.177	34.097	27.598	230.32	25:22.701
14	1:57.223	28.857	26.071	34.632	27.663	227.87	27:19.924

28 LUIS FELIPE ARREDONDO Clase: SPB							
Vta.	Tiempo	Sec.1	Sec.2	Sec.3	Sec.4	Km/h	T.Transc.
1	1:58.261	31.556	25.645	33.755	27.305	199.26	2:00.956
2	1:55.017	28.296	25.738	33.440	27.543	227.87	3:55.973
3	1:54.885	28.410	25.635	33.446	27.394	227.87	5:50.858
4	1:56.349	28.521	25.779	34.446	27.603	226.67	7:47.207
5	1:55.670	29.034	25.654	33.662	27.320	230.32	9:42.877
6	1:55.904	28.128	25.556	34.609	27.611	232.83	11:38.781
7	1:55.205	28.405	25.695	33.481	27.624	227.87	13:33.986
8	1:55.403	28.473	25.978	33.618	27.334	224.29	15:29.389
9	1:55.764	28.429	26.086	33.767	27.482	134.13	17:25.153
10	1:55.679	28.514	25.962	33.762	27.441	134.22	19:20.832
11	1:55.567	28.499	26.009	33.735	27.324	227.87	21:16.399
12	1:55.839	28.677	25.910	33.723	27.529	230.32	23:12.238
13	1:55.958	28.607	25.954	33.871	27.526	227.87	25:08.196
14	1:56.959	28.720	25.979	34.277	27.983	227.87	27:05.155

29 PIETRO ANASTASI Clase: SPB							
Vta.	Tiempo	Sec.1	Sec.2	Sec.3	Sec.4	Km/h	T.Transc.
1	2:00.840	32.543	26.323	34.093	27.881	196.51	2:04.278
2	1:56.497	28.615	26.172	33.873	27.837	230.32	4:00.775
3	1:56.797	28.628	26.335	34.051	27.783	232.83	5:57.572
4	1:57.225	28.799	26.332	34.415	27.679	224.29	7:54.797
5	1:55.901	28.681	25.775	33.801	27.644	229.09	9:50.698
6	1:55.872	28.669	25.936	33.653	27.614	229.09	11:46.570
7	1:56.437	28.858	26.014	33.815	27.750	226.67	13:43.007
8	1:55.986	28.463	26.149	33.854	27.520	226.67	15:38.993
9	1:56.223	28.398	26.219	33.915	27.691	229.09	17:35.216
10	1:56.853	28.634	26.412	34.166	27.641	232.83	19:32.069
11	1:56.539	28.627	26.156	34.110	27.646	231.57	21:28.608
12	1:55.854	28.638	25.876	33.700	27.640	227.87	23:24.462
13	1:56.160	28.803	25.759	34.059	27.539	226.67	25:20.622
14	1:56.022	28.544	26.005	33.933	27.540	229.09	27:16.644

SPORTBIKE CARRERA 1

31 ROBERTO FERNANDEZ Clase: SPB

Vta.	Tiempo	Sec.1	Sec.2	Sec.3	Sec.4	Km/h	T.Transc.
1	1:57.505	31.587	25.547	33.261	27.110	195.62	1:59.650
2	Pit OUT	28.210	25.561	32.898		226.67	9:05.453
3	2:02.771		26.625	33.843	27.787	174.15	11:08.224

35 JOSE E. ZAMUDIO Clase: SPB

Vta.	Tiempo	Sec.1	Sec.2	Sec.3	Sec.4	Km/h	T.Transc.
1	1:59.320	32.034	25.965	33.849	27.472	197.42	2:02.375
2	1:55.839	28.524	25.995	34.047	27.273	226.67	3:58.214
3	1:57.032	28.557	26.017	33.642	28.816	229.09	5:55.246
4	1:56.154	28.707	25.896	33.926	27.625	224.29	7:51.400
5	1:56.303	28.804	25.875	34.037	27.587	224.29	9:47.703
6	1:56.268	28.885	25.942	33.829	27.612	224.29	11:43.971
7	1:57.122	29.060	26.146	34.313	27.603	221.97	13:41.093
8	1:55.821	28.713	25.964	33.740	27.404	225.47	15:36.914
9	1:55.625	28.713	25.875	33.600	27.437	225.47	17:32.539
10	1:55.902	28.623	25.962	33.857	27.460	225.47	19:28.441
11	1:56.359	29.013	26.055	33.859	27.432	224.29	21:24.800
12	1:56.508	28.806	26.162	33.857	27.683	227.87	23:21.308
13	1:57.194	28.984	25.959	34.084	28.167	224.29	25:18.502
14	1:56.016	28.964	25.927	33.699	27.426	225.47	27:14.518

41 MARC GARCIA Clase: SPB

Vta.	Tiempo	Sec.1	Sec.2	Sec.3	Sec.4	Km/h	T.Transc.
1	1:59.013	32.132	26.000	33.557	27.324	194.73	2:02.606
2	1:54.637	28.157	25.921	33.298	27.261	231.57	3:57.243
3	1:54.371	28.123	25.558	33.368	27.322	230.32	5:51.614
4	1:55.555	28.218	25.694	34.225	27.418	232.83	7:47.169
5	1:55.161	28.672	25.646	33.503	27.340	230.32	9:42.330
6	1:54.478	28.274	25.644	33.320	27.240	225.47	11:36.808
7	1:54.793	28.388	25.692	33.358	27.355	225.47	13:31.601
8	1:55.101	28.476	25.604	33.681	27.340	225.47	15:26.702
9	1:55.215	28.994	25.728	33.211	27.282	226.67	17:21.917
10	1:54.366	28.175	25.675	33.375	27.141	231.57	19:16.283
11	1:54.149	28.010	25.654	33.198	27.287	234.10	21:10.432
12	1:54.426	28.161	25.658	33.364	27.243	234.10	23:04.858
13	1:54.097	28.040	25.678	33.206	27.173	232.83	24:58.955
14	1:53.978	28.023	25.648	33.184	27.123	236.69	26:52.933

64 HUGO DE CANCELLIS Clase: SPB

Vta.	Tiempo	Sec.1	Sec.2	Sec.3	Sec.4	Km/h	T.Transc.
1	1:59.572	32.112	26.117	33.786	27.557	196.51	2:02.746
2	1:55.975	28.432	26.035	33.914	27.594	227.87	3:58.721
3	1:54.691	28.192	25.664	33.315	27.520	235.38	5:53.412
4	1:54.617	28.181	25.588	33.478	27.370	232.83	7:48.029
5	1:55.157	28.351	25.577	33.680	27.549	236.69	9:43.186
6	1:54.526	27.996	25.583	33.512	27.435	239.33	11:37.712
7	1:54.147	28.030	25.637	33.272	27.208	235.38	13:31.859
8	1:54.219	27.919	25.643	33.357	27.300	236.69	15:26.078
9	1:54.327	28.103	25.648	33.297	27.279	231.57	17:20.405
10	1:54.378	28.123	25.723	33.431	27.101	231.57	19:14.783
11	1:54.438	28.155	25.697	33.316	27.270	232.83	21:09.221
12	1:54.512	28.054	25.677	33.454	27.327	234.10	23:03.733
13	1:54.251	28.214	25.608	33.219	27.210	234.10	24:57.984
14	1:54.712	28.316	25.756	33.291	27.349	234.10	26:52.696

77 ALVARO FUERTES Clase: SPB

Vta.	Tiempo	Sec.1	Sec.2	Sec.3	Sec.4	Km/h	T.Transc.
1	1:56.591	31.228	25.465	32.941	26.957	193.85	1:58.846
2	1:53.680	28.363	25.431	32.898	26.988	225.47	3:52.526
3	1:53.067	27.972	25.201	32.822	27.072	226.67	5:45.593
4	1:53.564	28.108	25.341	32.973	27.142	226.67	7:39.157
5	1:53.843	28.136	25.428	32.956	27.323	225.47	9:33.000
6	1:53.734	28.179	25.413	33.060	27.082	226.67	11:26.734
7	1:53.955	28.194	25.525	33.104	27.132	226.67	13:20.689
8	1:54.154	28.244	25.533	33.165	27.212	225.47	15:14.843
9	1:54.054	28.227	25.591	33.059	27.177	226.67	17:08.897
10	1:53.858	28.116	25.630	33.103	27.009	226.67	19:02.755
11	1:54.269	28.244	25.642	33.247	27.136	226.67	20:57.024
12	1:54.376	28.370	25.635	33.223	27.148	227.87	22:51.400
13	1:54.181	28.440	25.558	33.058	27.125	227.87	24:45.581
14	1:54.701	28.277	25.664	33.450	27.310	230.32	26:40.282

82 ALEJANDRO RIVERO Clase: SPB

Vta.	Tiempo	Sec.1	Sec.2	Sec.3	Sec.4	Km/h	T.Transc.
1	2:02.611	33.073	26.950	34.674	27.914	192.97	2:05.505
2	1:56.797	28.903	26.076	33.978	27.840	229.09	4:02.302
3	1:55.932	28.597	25.782	33.927	27.626	229.09	5:58.234
4	1:56.336	28.375	26.065	34.039	27.857	230.32	7:54.570
5	1:55.510	28.655	25.816	33.550	27.489	229.09	9:50.080
6	1:55.128	28.425	25.590	33.604	27.509	227.87	11:45.208
7	1:55.395	28.470	25.549	33.833	27.543	229.09	13:40.603
8	1:55.765	28.524	25.898	33.481	27.862	227.87	15:36.368
9	1:55.380	28.414	25.857	33.515	27.594	227.87	17:31.748
10	1:56.573	28.605	25.873	34.151	27.944	229.09	19:28.321
11	1:56.099	28.555	26.011	33.877	27.656	227.87	21:24.420
12	1:57.484	28.914	26.554	34.088	27.928	230.32	23:21.904
13	1:56.551	28.837	25.822	34.041	27.851	231.57	25:18.455
14	1:55.929	28.515	25.935	33.657	27.822	230.32	27:14.384

SPORTBIKE CARRERA 1

92 GABIN CAZARD Clase: SPB

Vta.	Tiempo	Sec.1	Sec.2	Sec.3	Sec.4	Km/h	T.Transc.
1	1:58.828	31.527	25.846	34.128	27.327	195.62	2:01.327
2	1:54.851	28.200	25.725	33.459	27.467	234.10	3:56.178
3	1:54.946	28.362	25.685	33.550	27.349	229.09	5:51.124
4	1:55.783	28.431	25.776	34.089	27.487	232.83	7:46.907
5	1:55.629	29.136	25.583	33.626	27.284	227.87	9:42.536
6	1:54.661	28.312	25.557	33.591	27.201	227.87	11:37.197
7	1:54.619	28.292	25.555	33.382	27.390	232.83	13:31.816
8	1:55.020	28.535	25.587	33.581	27.317	225.47	15:26.836
9	1:54.798	28.666	25.621	33.286	27.225	232.83	17:21.634
10	1:54.339	28.235	25.652	33.315	27.137	226.67	19:15.973
11	1:54.264	28.142	25.600	33.295	27.227	230.32	21:10.237
12	1:54.450	28.185	25.625	33.315	27.325	229.09	23:04.687
13	1:54.102	28.064	25.577	33.311	27.150	231.57	24:58.789
14	1:53.971	28.022	25.576	33.177	27.196	232.83	26:52.760

SPORTBIKE CARRERA 1

CLASIFICACIÓN POR SECTORES

Sector – 1

P.	Nº	Nombre	T Sector
1	64	HUGO DE CANCELLIS	27.919
2	77	ALVARO FUERTES	27.972
3	41	MARC GARCIA	28.010
4	92	GABIN CAZARD	28.022
5	12	HUMBERTO C. MAIER	28.066
6	28	LUIS FELIPE ARREDONDO	28.128
7	31	ROBERTO FERNANDEZ	28.210
8	9	ELLIOT KASSIGIAN	28.244
9	82	ALEJANDRO RIVERO	28.375
10	29	PIETRO ANASTASI	28.398
11	21	MARCO G. PAONESSA	28.494
12	35	JOSE E. ZAMUDIO	28.524
13	19	ADELA OUREDNIKOVA	29.376

Sector – 2

P.	Nº	Nombre	T Sector
1	77	ALVARO FUERTES	25.201
2	9	ELLIOT KASSIGIAN	25.490
3	31	ROBERTO FERNANDEZ	25.547
4	82	ALEJANDRO RIVERO	25.549
5	92	GABIN CAZARD	25.555
6	28	LUIS FELIPE ARREDONDO	25.556
7	41	MARC GARCIA	25.558
8	12	HUMBERTO C. MAIER	25.570
9	64	HUGO DE CANCELLIS	25.577
10	29	PIETRO ANASTASI	25.759
11	21	MARCO G. PAONESSA	25.773
12	35	JOSE E. ZAMUDIO	25.875
13	19	ADELA OUREDNIKOVA	26.452

Sector – 3

P.	Nº	Nombre	T Sector
1	77	ALVARO FUERTES	32.822
2	31	ROBERTO FERNANDEZ	32.898
3	12	HUMBERTO C. MAIER	32.950
4	92	GABIN CAZARD	33.177
5	41	MARC GARCIA	33.184
6	9	ELLIOT KASSIGIAN	33.185
7	64	HUGO DE CANCELLIS	33.219
8	28	LUIS FELIPE ARREDONDO	33.440
9	82	ALEJANDRO RIVERO	33.481
10	35	JOSE E. ZAMUDIO	33.600
11	21	MARCO G. PAONESSA	33.633
12	29	PIETRO ANASTASI	33.653
13	19	ADELA OUREDNIKOVA	34.437

Sector – 4

P.	Nº	Nombre	T Sector
1	77	ALVARO FUERTES	26.957
2	64	HUGO DE CANCELLIS	27.101
3	31	ROBERTO FERNANDEZ	27.110
4	41	MARC GARCIA	27.123
5	92	GABIN CAZARD	27.137
6	12	HUMBERTO C. MAIER	27.185
7	35	JOSE E. ZAMUDIO	27.273
8	9	ELLIOT KASSIGIAN	27.274
9	28	LUIS FELIPE ARREDONDO	27.305
10	21	MARCO G. PAONESSA	27.460
11	82	ALEJANDRO RIVERO	27.489
12	29	PIETRO ANASTASI	27.520
13	19	ADELA OUREDNIKOVA	28.052

Tiempo de vuelta ideal: 1:52.899

SPORTBIKE CARRERA 1

ANÁLISIS VUELTA A VUELTA — SECTORES Y TIEMPOS ACUMULADOS

9 ELLIOT KASSIGIAN Clase: SPB

Vta.	Sec.1	Sec.2	Sec.3	Sec.4	IP1	IP2	IP3	Tiempo
1	32.012	25.849	33.854	27.379	32.012	57.861	1:31.715	1:59.094
2	28.244	25.600	33.354	27.577	28.244	53.844	1:27.198	1:54.775
3	28.364	25.648	33.565	27.346	28.364	54.012	1:27.577	1:54.923
4	28.477	25.938	34.110	28.140	28.477	54.415	1:28.525	1:56.665
5	28.615	25.644	33.565	27.442	28.615	54.259	1:27.824	1:55.266
6	28.299	25.490	33.728	28.103	28.299	53.789	1:27.517	1:55.620
7	29.126	25.540	33.218	27.436	29.126	54.666	1:27.884	1:55.320
8	28.400	25.713	33.274	27.337	28.400	54.113	1:27.387	1:54.724
9	29.047	25.688	33.185	27.310	29.047	54.735	1:27.920	1:55.230
10	28.405	25.643	33.420	27.274	28.405	54.048	1:27.468	1:54.742
11	29.771	25.763	33.288	27.407	29.771	55.534	1:28.822	1:56.229
12	28.502	25.670	33.344	27.537	28.502	54.172	1:27.516	1:55.053
13	28.504	25.714	33.682	27.483	28.504	54.218	1:27.900	1:55.383
14	28.573	25.897	33.458	27.450	28.573	54.470	1:27.928	1:55.378

12 HUMBERTO C. MAIER Clase: SPB

Vta.	Sec.1	Sec.2	Sec.3	Sec.4	IP1	IP2	IP3	Tiempo
1	31.801	25.703	33.211	27.185	31.801	57.504	1:30.715	1:57.900
2	28.066	25.698	32.950	27.204	28.066	53.764	1:26.714	1:53.918
3	28.068	25.570	33.401	27.520	28.068	53.638	1:27.039	1:54.559
4	28.267	25.705	33.436	27.582	28.267	53.972	1:27.408	1:54.990
5	28.277	25.677	33.244	27.477	28.277	53.954	1:27.198	1:54.675
6	28.221	25.692	33.198	27.462	28.221	53.913	1:27.111	1:54.573
7	28.336	25.673	33.170	27.420	28.336	54.009	1:27.179	1:54.599
8	28.130	25.775	33.214	27.425	28.130	53.905	1:27.119	1:54.544
9	28.234	25.667	33.163	27.503	28.234	53.901	1:27.064	1:54.567
10	28.110	25.651	33.143	27.427	28.110	53.761	1:26.904	1:54.331
11	28.263	25.740	33.305	27.431	28.263	54.003	1:27.308	1:54.739
12	28.233	25.697	33.218	27.432	28.233	53.930	1:27.148	1:54.580
13	28.226	25.923	33.230	27.507	28.226	54.149	1:27.379	1:54.886
14	28.470	25.766	33.589	27.590	28.470	54.236	1:27.825	1:55.415

19 ADELA OUREDNIKOVA Clase: SPB

Vta.	Sec.1	Sec.2	Sec.3	Sec.4	IP1	IP2	IP3	Tiempo
1	33.520	27.281	35.852	28.938	33.520	1:00.801	1:36.653	2:05.591
2	30.289	27.119	35.254	28.996	30.289	57.408	1:32.662	2:01.658
3	30.328	27.216	35.386	28.440	30.328	57.544	1:32.930	2:01.370
4	29.807	26.679	34.880	28.488	29.807	56.486	1:31.366	1:59.854
5	29.757	27.192	35.049	28.306	29.757	56.949	1:31.998	2:00.304
6	29.541	26.591	34.632	28.170	29.541	56.132	1:30.764	1:58.934
7	29.493	26.561	34.494	28.052	29.493	56.054	1:30.548	1:58.600
8	29.517	26.772	34.678	28.535	29.517	56.289	1:30.967	1:59.502
9	29.376	26.533	34.839	28.090	29.376	55.909	1:30.748	1:58.838
10	29.550	26.568	34.649	28.277	29.550	56.118	1:30.767	1:59.044
11	29.387	26.606	34.465	28.117	29.387	55.993	1:30.458	1:58.575
12	29.635	26.477	34.437	28.405	29.635	56.112	1:30.549	1:58.954
13	29.431	26.452	34.824	28.155	29.431	55.883	1:30.707	1:58.862
14	29.569	26.670	34.746	28.118	29.569	56.239	1:30.985	1:59.103

21 MARCO G. PAONESSA Clase: SPB

Vta.	Sec.1	Sec.2	Sec.3	Sec.4	IP1	IP2	IP3	Tiempo
1	32.152	26.193	34.616	27.604	32.152	58.345	1:32.961	2:00.565
2	28.689	26.170	34.002	27.821	28.689	54.859	1:28.861	1:56.682
3	28.742	26.186	34.264	27.896	28.742	54.928	1:29.192	1:57.088
4	28.494	26.077	34.392	28.237	28.494	54.571	1:28.963	1:57.200
5	29.019	25.773	33.819	27.465	29.019	54.792	1:28.611	1:56.076
6	28.838	25.822	33.633	27.460	28.838	54.660	1:28.293	1:55.753
7	28.563	25.931	33.872	27.554	28.563	54.494	1:28.366	1:55.920
8	28.662	25.973	33.833	27.506	28.662	54.635	1:28.468	1:55.974
9	28.689	26.078	33.847	27.672	28.689	54.767	1:28.614	1:56.286
10	28.875	26.324	34.108	27.668	28.875	55.199	1:29.307	1:56.975
11	28.707	26.117	34.959	27.581	28.707	54.824	1:29.783	1:57.364
12	28.579	26.401	33.895	27.541	28.579	54.980	1:28.875	1:56.416
13	29.232	26.177	34.097	27.598	29.232	55.409	1:29.506	1:57.104
14	28.857	26.071	34.632	27.663	28.857	54.928	1:29.560	1:57.223

28 LUIS FELIPE ARREDONDO Clase: SPB

Vta.	Sec.1	Sec.2	Sec.3	Sec.4	IP1	IP2	IP3	Tiempo
1	31.556	25.645	33.755	27.305	31.556	57.201	1:30.956	1:58.261
2	28.296	25.738	33.440	27.543	28.296	54.034	1:27.474	1:55.017
3	28.410	25.635	33.446	27.394	28.410	54.045	1:27.491	1:54.885
4	28.521	25.779	34.446	27.603	28.521	54.300	1:28.746	1:56.349
5	29.034	25.654	33.662	27.320	29.034	54.688	1:28.350	1:55.670
6	28.128	25.556	34.609	27.611	28.128	53.684	1:28.293	1:55.904
7	28.405	25.695	33.481	27.624	28.405	54.100	1:27.581	1:55.205
8	28.473	25.978	33.618	27.334	28.473	54.451	1:28.069	1:55.403
9	28.429	26.086	33.767	27.482	28.429	54.515	1:28.282	1:55.764
10	28.514	25.962	33.762	27.441	28.514	54.476	1:28.238	1:55.679
11	28.499	26.009	33.735	27.324	28.499	54.508	1:28.243	1:55.567
12	28.677	25.910	33.723	27.529	28.677	54.587	1:28.310	1:55.839
13	28.607	25.954	33.871	27.526	28.607	54.561	1:28.432	1:55.958
14	28.720	25.979	34.277	27.983	28.720	54.699	1:28.976	1:56.959

29 PIETRO ANASTASI Clase: SPB

Vta.	Sec.1	Sec.2	Sec.3	Sec.4	IP1	IP2	IP3	Tiempo
1	32.543	26.323	34.093	27.881	32.543	58.866	1:32.959	2:00.840
2	28.615	26.172	33.873	27.837	28.615	54.787	1:28.660	1:56.497
3	28.628	26.335	34.051	27.783	28.628	54.963	1:29.014	1:56.797
4	28.799	26.332	34.415	27.679	28.799	55.131	1:29.546	1:57.225
5	28.681	25.775	33.801	27.644	28.681	54.456	1:28.257	1:55.901
6	28.669	25.936	33.653	27.614	28.669	54.605	1:28.258	1:55.872
7	28.858	26.014	33.815	27.750	28.858	54.872	1:28.687	1:56.437
8	28.463	26.149	33.854	27.520	28.463	54.612	1:28.466	1:55.986
9	28.398	26.219	33.915	27.691	28.398	54.617	1:28.532	1:56.223
10	28.634	26.412	34.166	27.641	28.634	55.046	1:29.212	1:56.853
11	28.627	26.156	34.110	27.646	28.627	54.783	1:28.893	1:56.539
12	28.638	25.876	33.700	27.640	28.638	54.514	1:28.214	1:55.854
13	28.803	25.759	34.059	27.539	28.803	54.562	1:28.621	1:56.160
14	28.544	26.005	33.933	27.540	28.544	54.549	1:28.482	1:56.022

SPORTBIKE CARRERA 1

31 ROBERTO FERNANDEZ Clase: SPB

Vta.	Sec.1	Sec.2	Sec.3	Sec.4	IP1	IP2	IP3	Tiempo
1	31.587	25.547	33.261	27.110	31.587	57.134	1:30.395	1:57.505
2	28.210	25.561	32.898		28.210	53.771	1:26.669	Pit 1:26.669
3		26.625	33.843	27.787		26.625	1:00.468	2:02.771

35 JOSE E. ZAMUDIO Clase: SPB

Vta.	Sec.1	Sec.2	Sec.3	Sec.4	IP1	IP2	IP3	Tiempo
1	32.034	25.965	33.849	27.472	32.034	57.999	1:31.848	1:59.320
2	28.524	25.995	34.047	27.273	28.524	54.519	1:28.566	1:55.839
3	28.557	26.017	33.642	28.816	28.557	54.574	1:28.216	1:57.032
4	28.707	25.896	33.926	27.625	28.707	54.603	1:28.529	1:56.154
5	28.804	25.875	34.037	27.587	28.804	54.679	1:28.716	1:56.303
6	28.885	25.942	33.829	27.612	28.885	54.827	1:28.656	1:56.268
7	29.060	26.146	34.313	27.603	29.060	55.206	1:29.519	1:57.122
8	28.713	25.964	33.740	27.404	28.713	54.677	1:28.417	1:55.821
9	28.713	25.875	33.600	27.437	28.713	54.588	1:28.188	1:55.625
10	28.623	25.962	33.857	27.460	28.623	54.585	1:28.442	1:55.902
11	29.013	26.055	33.859	27.432	29.013	55.068	1:28.927	1:56.359
12	28.806	26.162	33.857	27.683	28.806	54.968	1:28.825	1:56.508
13	28.984	25.959	34.084	28.167	28.984	54.943	1:29.027	1:57.194
14	28.964	25.927	33.699	27.426	28.964	54.891	1:28.590	1:56.016

41 MARC GARCIA Clase: SPB

Vta.	Sec.1	Sec.2	Sec.3	Sec.4	IP1	IP2	IP3	Tiempo
1	32.132	26.000	33.557	27.324	32.132	58.132	1:31.689	1:59.013
2	28.157	25.921	33.298	27.261	28.157	54.078	1:27.376	1:54.637
3	28.123	25.558	33.368	27.322	28.123	53.681	1:27.049	1:54.371
4	28.218	25.694	34.225	27.418	28.218	53.912	1:28.137	1:55.555
5	28.672	25.646	33.503	27.340	28.672	54.318	1:27.821	1:55.161
6	28.274	25.644	33.320	27.240	28.274	53.918	1:27.238	1:54.478
7	28.388	25.692	33.358	27.355	28.388	54.080	1:27.438	1:54.793
8	28.476	25.604	33.681	27.340	28.476	54.080	1:27.761	1:55.101
9	28.994	25.728	33.211	27.282	28.994	54.722	1:27.933	1:55.215
10	28.175	25.675	33.375	27.141	28.175	53.850	1:27.225	1:54.366
11	28.010	25.654	33.198	27.287	28.010	53.664	1:26.862	1:54.149
12	28.161	25.658	33.364	27.243	28.161	53.819	1:27.183	1:54.426
13	28.040	25.678	33.206	27.173	28.040	53.718	1:26.924	1:54.097
14	28.023	25.648	33.184	27.123	28.023	53.671	1:26.855	1:53.978

64 HUGO DE CANCELLIS Clase: SPB

Vta.	Sec.1	Sec.2	Sec.3	Sec.4	IP1	IP2	IP3	Tiempo
1	32.112	26.117	33.786	27.557	32.112	58.229	1:32.015	1:59.572
2	28.432	26.035	33.914	27.594	28.432	54.467	1:28.381	1:55.975
3	28.192	25.664	33.315	27.520	28.192	53.856	1:27.171	1:54.691
4	28.181	25.588	33.478	27.370	28.181	53.769	1:27.247	1:54.617
5	28.351	25.577	33.680	27.549	28.351	53.928	1:27.608	1:55.157
6	27.996	25.583	33.512	27.435	27.996	53.579	1:27.091	1:54.526
7	28.030	25.637	33.272	27.208	28.030	53.667	1:26.939	1:54.147
8	27.919	25.643	33.357	27.300	27.919	53.562	1:26.919	1:54.219
9	28.103	25.648	33.297	27.279	28.103	53.751	1:27.048	1:54.327
10	28.123	25.723	33.431	27.101	28.123	53.846	1:27.277	1:54.378
11	28.155	25.697	33.316	27.270	28.155	53.852	1:27.168	1:54.438
12	28.054	25.677	33.454	27.327	28.054	53.731	1:27.185	1:54.512
13	28.214	25.608	33.219	27.210	28.214	53.822	1:27.041	1:54.251
14	28.316	25.756	33.291	27.349	28.316	54.072	1:27.363	1:54.712

77 ALVARO FUERTES Clase: SPB

Vta.	Sec.1	Sec.2	Sec.3	Sec.4	IP1	IP2	IP3	Tiempo
1	31.228	25.465	32.941	26.957	31.228	56.693	1:29.634	1:56.591
2	28.363	25.431	32.898	26.988	28.363	53.794	1:26.692	1:53.680
3	27.972	25.201	32.822	27.072	27.972	53.173	1:25.995	1:53.067
4	28.108	25.341	32.973	27.142	28.108	53.449	1:26.422	1:53.564
5	28.136	25.428	32.956	27.323	28.136	53.564	1:26.520	1:53.843
6	28.179	25.413	33.060	27.082	28.179	53.592	1:26.652	1:53.734
7	28.194	25.525	33.104	27.132	28.194	53.719	1:26.823	1:53.955
8	28.244	25.533	33.165	27.212	28.244	53.777	1:26.942	1:54.154
9	28.227	25.591	33.059	27.177	28.227	53.818	1:26.877	1:54.054
10	28.116	25.630	33.103	27.009	28.116	53.746	1:26.849	1:53.858
11	28.244	25.642	33.247	27.136	28.244	53.886	1:27.133	1:54.269
12	28.370	25.635	33.223	27.148	28.370	54.005	1:27.228	1:54.376
13	28.440	25.558	33.058	27.125	28.440	53.998	1:27.056	1:54.181
14	28.277	25.664	33.450	27.310	28.277	53.941	1:27.391	1:54.701

82 ALEJANDRO RIVERO Clase: SPB

Vta.	Sec.1	Sec.2	Sec.3	Sec.4	IP1	IP2	IP3	Tiempo
1	33.073	26.950	34.674	27.914	33.073	1:00.023	1:34.697	2:02.611
2	28.903	26.076	33.978	27.840	28.903	54.979	1:28.957	1:56.797
3	28.597	25.782	33.927	27.626	28.597	54.379	1:28.306	1:55.932
4	28.375	26.065	34.039	27.857	28.375	54.440	1:28.479	1:56.336
5	28.655	25.816	33.550	27.489	28.655	54.471	1:28.021	1:55.510
6	28.425	25.590	33.604	27.509	28.425	54.015	1:27.619	1:55.128
7	28.470	25.549	33.833	27.543	28.470	54.019	1:27.852	1:55.395
8	28.524	25.898	33.481	27.862	28.524	54.422	1:27.903	1:55.765
9	28.414	25.857	33.515	27.594	28.414	54.271	1:27.786	1:55.380
10	28.605	25.873	34.151	27.944	28.605	54.478	1:28.629	1:56.573
11	28.555	26.011	33.877	27.656	28.555	54.566	1:28.443	1:56.099
12	28.914	26.554	34.088	27.928	28.914	55.468	1:29.556	1:57.484
13	28.837	25.822	34.041	27.851	28.837	54.659	1:28.700	1:56.551
14	28.515	25.935	33.657	27.822	28.515	54.450	1:28.107	1:55.929

SPORTBIKE CARRERA 1

92 GABIN CAZARD Clase: SPB

Vta.	Sec.1	Sec.2	Sec.3	Sec.4	IP1	IP2	IP3	Tiempo
1	31.527	25.846	34.128	27.327	31.527	57.373	1:31.501	1:58.828
2	28.200	25.725	33.459	27.467	28.200	53.925	1:27.384	1:54.851
3	28.362	25.685	33.550	27.349	28.362	54.047	1:27.597	1:54.946
4	28.431	25.776	34.089	27.487	28.431	54.207	1:28.296	1:55.783
5	29.136	25.583	33.626	27.284	29.136	54.719	1:28.345	1:55.629
6	28.312	25.557	33.591	27.201	28.312	53.869	1:27.460	1:54.661
7	28.292	25.555	33.382	27.390	28.292	53.847	1:27.229	1:54.619
8	28.535	25.587	33.581	27.317	28.535	54.122	1:27.703	1:55.020
9	28.666	25.621	33.286	27.225	28.666	54.287	1:27.573	1:54.798
10	28.235	25.652	33.315	27.137	28.235	53.887	1:27.202	1:54.339
11	28.142	25.600	33.295	27.227	28.142	53.742	1:27.037	1:54.264
12	28.185	25.625	33.315	27.325	28.185	53.810	1:27.125	1:54.450
13	28.064	25.577	33.311	27.150	28.064	53.641	1:26.952	1:54.102
14	28.022	25.576	33.177	27.196	28.022	53.598	1:26.775	1:53.971

SPORTBIKE CARRERA 1

ORDEN DE PASO POR VUELTA

Vuelta 0 (Salida)				Vuelta 1				Vuelta 2				Vuelta 3				Vuelta 4			
Nº	Va	T.Vta	Dif	Nº	Va	T.Vta	Dif	Nº	Va	T.Vta	Dif	Nº	Va	T.Vta	Dif	Nº	Va	T.Vta	Dif
12	0			77	1	1:56.591		77	2	1:53.680		77	3	1:53.067		77	4	1:53.564	
31	0	+0.122		31	1	1:57.505	+0.804	12	2	1:53.918	+1.315	12	3	1:54.559	+2.807	12	4	1:54.990	+4.233
77	0	+0.232		12	1	1:57.900	+1.077	28	2	1:55.017	+3.447	28	3	1:54.885	+5.265	92	4	1:55.783	+7.750
92	0	+0.476		28	1	1:58.261	+2.110	92	2	1:54.851	+3.652	92	3	1:54.946	+5.531	41	4	1:55.555	+8.012
9	0	+0.495		92	1	1:58.828	+2.481	9	2	1:54.775	+3.861	9	3	1:54.923	+5.717	28	4	1:56.349	+8.050
28	0	+0.672		9	1	1:59.094	+2.766	41	2	1:54.637	+4.717	41	3	1:54.371	+6.021	9	4	1:56.665	+8.818
82	0	+0.871		35	1	1:59.320	+3.529	35	2	1:55.839	+5.688	64	3	1:54.691	+7.819	64	4	1:54.617	+8.872
35	0	+1.032		41	1	1:59.013	+3.760	64	2	1:55.975	+6.195	35	3	1:57.032	+9.653	35	4	1:56.154	+12.243
64	0	+1.151		64	1	1:59.572	+3.900	21	2	1:56.682	+8.019	29	3	1:56.797	+11.979	82	4	1:56.336	+15.413
21	0	+1.275		21	1	2:00.565	+5.017	29	2	1:56.497	+8.249	21	3	1:57.088	+12.040	29	4	1:57.225	+15.640
19	0	+1.313		29	1	2:00.840	+5.432	82	2	1:56.797	+9.776	82	3	1:55.932	+12.641	21	4	1:57.200	+15.676
29	0	+1.415		82	1	2:02.611	+6.659	19	2	2:01.658	+18.059	19	3	2:01.370	+26.362	19	4	1:59.854	+32.652
41	0	+1.570		19	1	2:05.591	+10.081									31	2		+1:26.296

Vuelta 5				Vuelta 6				Vuelta 7				Vuelta 8				Vuelta 9			
Nº	Va	T.Vta	Dif	Nº	Va	T.Vta	Dif	Nº	Va	T.Vta	Dif	Nº	Va	T.Vta	Dif	Nº	Va	T.Vta	Dif
77	5	1:53.843		77	6	1:53.734		77	7	1:53.955		77	8	1:54.154		77	9	1:54.054	
12	5	1:54.675	+5.065	12	6	1:54.573	+5.904	12	7	1:54.599	+6.548	12	8	1:54.544	+6.938	12	9	1:54.567	+7.451
41	5	1:55.161	+9.330	41	6	1:54.478	+10.074	41	7	1:54.793	+10.912	64	8	1:54.219	+11.235	64	9	1:54.327	+11.508
92	5	1:55.629	+9.536	92	6	1:54.661	+10.463	92	7	1:54.619	+11.127	41	8	1:55.101	+11.859	92	9	1:54.798	+12.737
28	5	1:55.670	+9.877	64	6	1:54.526	+10.978	64	7	1:54.147	+11.170	92	8	1:55.020	+11.993	41	9	1:55.215	+13.020
64	5	1:55.157	+10.186	28	6	1:55.904	+12.047	28	7	1:55.205	+13.297	9	8	1:54.724	+14.062	9	9	1:55.230	+15.238
9	5	1:55.266	+10.241	9	6	1:55.620	+12.127	9	7	1:55.320	+13.492	28	8	1:55.403	+14.546	28	9	1:55.764	+16.256
35	5	1:56.303	+14.703	35	6	1:56.268	+17.237	82	7	1:55.395	+19.914	82	8	1:55.765	+21.525	82	9	1:55.380	+22.851
82	5	1:55.510	+17.080	82	6	1:55.128	+18.474	35	7	1:57.122	+20.404	35	8	1:55.821	+22.071	35	9	1:55.625	+23.642
29	5	1:55.901	+17.698	29	6	1:55.872	+19.836	21	7	1:55.920	+21.893	21	8	1:55.974	+23.713	21	9	1:56.286	+25.945
21	5	1:56.076	+17.909	21	6	1:55.753	+19.928	29	7	1:56.437	+22.318	29	8	1:55.986	+24.150	29	9	1:56.223	+26.319
19	5	2:00.304	+39.113	19	6	1:58.934	+44.313	19	7	1:58.600	+48.958	19	8	1:59.502	+54.306	19	9	1:58.838	+59.090
31	3	2:02.771	+1:35.224																

Vuelta 10				Vuelta 11				Vuelta 12				Vuelta 13				Vuelta 14			
Nº	Va	T.Vta	Dif	Nº	Va	T.Vta	Dif	Nº	Va	T.Vta	Dif	Nº	Va	T.Vta	Dif	Nº	Va	T.Vta	Dif
77	10	1:53.858		77	11	1:54.269		77	12	1:54.376		77	13	1:54.181		77	14	1:54.701	
12	10	1:54.331	+7.924	12	11	1:54.739	+8.394	12	12	1:54.580	+8.598	12	13	1:54.886	+9.303	12	14	1:55.415	+10.017
64	10	1:54.378	+12.028	64	11	1:54.438	+12.197	64	12	1:54.512	+12.333	64	13	1:54.251	+12.403	64	14	1:54.712	+12.414
92	10	1:54.339	+13.218	92	11	1:54.264	+13.213	92	12	1:54.450	+13.287	92	13	1:54.102	+13.208	92	14	1:53.971	+12.478
41	10	1:54.366	+13.528	41	11	1:54.149	+13.408	41	12	1:54.426	+13.458	41	13	1:54.097	+13.374	41	14	1:53.978	+12.651
9	10	1:54.742	+16.122	9	11	1:56.229	+18.082	9	12	1:55.053	+18.759	9	13	1:55.383	+19.961	9	14	1:55.378	+20.638
28	10	1:55.679	+18.077	28	11	1:55.567	+19.375	28	12	1:55.839	+20.838	28	13	1:55.958	+22.615	28	14	1:56.959	+24.873
82	10	1:56.573	+25.566	82	11	1:56.099	+27.396	35	12	1:56.508	+29.908	82	13	1:56.551	+32.874	82	14	1:55.929	+34.102
35	10	1:55.902	+25.686	35	11	1:56.359	+27.776	82	12	1:57.484	+30.504	35	13	1:57.194	+32.921	35	14	1:56.016	+34.236
21	10	1:56.975	+29.062	29	11	1:56.539	+31.584	29	12	1:55.854	+33.062	29	13	1:56.160	+35.041	29	14	1:56.022	+36.362
29	10	1:56.853	+29.314	21	11	1:57.364	+32.157	21	12	1:56.416	+34.197	21	13	1:57.104	+37.120	21	14	1:57.223	+39.642
19	10	1:59.044	+1:04.276	19	11	1:58.575	+1:08.582	19	12	1:58.954	+1:13.160	19	13	1:58.862	+1:17.841	19	14	1:59.103	+1:22.243

SPORTBIKE CARRERA 1

40 MEJORES VUELTAS

Nº	Nombre	Clase	Tiempo	En Vuelta
77	ALVARO FUERTES	SPB	1:53.067	3
77	ALVARO FUERTES	SPB	1:53.564	4
77	ALVARO FUERTES	SPB	1:53.680	2
77	ALVARO FUERTES	SPB	1:53.734	6
77	ALVARO FUERTES	SPB	1:53.843	5
77	ALVARO FUERTES	SPB	1:53.858	10
12	HUMBERTO C. MAIER	SPB	1:53.918	2
77	ALVARO FUERTES	SPB	1:53.955	7
92	GABIN CAZARD	SPB	1:53.971	14
41	MARC GARCIA	SPB	1:53.978	14
77	ALVARO FUERTES	SPB	1:54.054	9
41	MARC GARCIA	SPB	1:54.097	13
92	GABIN CAZARD	SPB	1:54.102	13
64	HUGO DE CANCELLIS	SPB	1:54.147	7
41	MARC GARCIA	SPB	1:54.149	11
77	ALVARO FUERTES	SPB	1:54.154	8
77	ALVARO FUERTES	SPB	1:54.181	13
64	HUGO DE CANCELLIS	SPB	1:54.219	8
64	HUGO DE CANCELLIS	SPB	1:54.251	13
92	GABIN CAZARD	SPB	1:54.264	11
77	ALVARO FUERTES	SPB	1:54.269	11
64	HUGO DE CANCELLIS	SPB	1:54.327	9
12	HUMBERTO C. MAIER	SPB	1:54.331	10
92	GABIN CAZARD	SPB	1:54.339	10
41	MARC GARCIA	SPB	1:54.366	10
41	MARC GARCIA	SPB	1:54.371	3
77	ALVARO FUERTES	SPB	1:54.376	12
64	HUGO DE CANCELLIS	SPB	1:54.378	10
41	MARC GARCIA	SPB	1:54.426	12
64	HUGO DE CANCELLIS	SPB	1:54.438	11
92	GABIN CAZARD	SPB	1:54.450	12
41	MARC GARCIA	SPB	1:54.478	6
64	HUGO DE CANCELLIS	SPB	1:54.512	12
64	HUGO DE CANCELLIS	SPB	1:54.526	6
12	HUMBERTO C. MAIER	SPB	1:54.544	8
12	HUMBERTO C. MAIER	SPB	1:54.559	3
12	HUMBERTO C. MAIER	SPB	1:54.567	9
12	HUMBERTO C. MAIER	SPB	1:54.573	6
12	HUMBERTO C. MAIER	SPB	1:54.580	12
12	HUMBERTO C. MAIER	SPB	1:54.599	7

SPORTBIKE CARRERA 1

TOP 5 MEJORES VUELTAS

Nº	Nombre	Clase	V1	V2	V3	V4	V5
77	ALVARO FUERTES	SPB	1:53.067	1:53.564	1:53.680	1:53.734	1:53.843
12	HUMBERTO C. MAIER	SPB	1:53.918	1:54.331	1:54.544	1:54.559	1:54.567
92	GABIN CAZARD	SPB	1:53.971	1:54.102	1:54.264	1:54.339	1:54.450
41	MARC GARCIA	SPB	1:53.978	1:54.097	1:54.149	1:54.366	1:54.371
64	HUGO DE CANCELLIS	SPB	1:54.147	1:54.219	1:54.251	1:54.327	1:54.378
9	ELLIOT KASSIGIAN	SPB	1:54.724	1:54.742	1:54.775	1:54.923	1:55.053
28	LUIS FELIPE ARREDONDO	SPB	1:54.885	1:55.017	1:55.205	1:55.403	1:55.567
82	ALEJANDRO RIVERO	SPB	1:55.128	1:55.380	1:55.395	1:55.510	1:55.765
35	JOSE E. ZAMUDIO	SPB	1:55.625	1:55.821	1:55.839	1:55.902	1:56.016
21	MARCO G. PAONESSA	SPB	1:55.753	1:55.920	1:55.974	1:56.076	1:56.286
29	PIETRO ANASTASI	SPB	1:55.854	1:55.872	1:55.901	1:55.986	1:56.022
31	ROBERTO FERNANDEZ	SPB	1:57.505	2:02.771			
19	ADELA OUREDNIKOVA	SPB	1:58.575	1:58.600	1:58.838	1:58.862	1:58.934

SPORTBIKE CARRERA 1

40 MEJORES VELOCIDADES

Nº	Nombre	Clase	Velocidad	En V.	Tiempo sesión
64	HUGO DE CANCELLIS	SPB	239.330	6	11:37.712
41	MARC GARCIA	SPB	236.690	14	26:52.933
64	HUGO DE CANCELLIS	SPB	236.690	5	9:43.186
64	HUGO DE CANCELLIS	SPB	236.690	8	15:26.078
64	HUGO DE CANCELLIS	SPB	235.380	3	5:53.412
64	HUGO DE CANCELLIS	SPB	235.380	7	13:31.859
21	MARCO G. PAONESSA	SPB	234.100	12	23:25.597
41	MARC GARCIA	SPB	234.100	11	21:10.432
41	MARC GARCIA	SPB	234.100	12	23:04.858
64	HUGO DE CANCELLIS	SPB	234.100	12	23:03.733
64	HUGO DE CANCELLIS	SPB	234.100	13	24:57.984
64	HUGO DE CANCELLIS	SPB	234.100	14	26:52.696
92	GABIN CAZARD	SPB	234.100	2	3:56.178
12	HUMBERTO C. MAIER	SPB	232.830	2	3:53.841
21	MARCO G. PAONESSA	SPB	232.830	2	4:00.545
28	LUIS FELIPE ARREDONDO	SPB	232.830	6	11:38.781
29	PIETRO ANASTASI	SPB	232.830	3	5:57.572
29	PIETRO ANASTASI	SPB	232.830	10	19:32.069
41	MARC GARCIA	SPB	232.830	4	7:47.169
41	MARC GARCIA	SPB	232.830	13	24:58.955
64	HUGO DE CANCELLIS	SPB	232.830	4	7:48.029
64	HUGO DE CANCELLIS	SPB	232.830	11	21:09.221
92	GABIN CAZARD	SPB	232.830	4	7:46.907
92	GABIN CAZARD	SPB	232.830	7	13:31.816
92	GABIN CAZARD	SPB	232.830	9	17:21.634
92	GABIN CAZARD	SPB	232.830	14	26:52.760
9	ELLIOT KASSIGIAN	SPB	231.570	3	5:51.310
9	ELLIOT KASSIGIAN	SPB	231.570	6	11:38.861
21	MARCO G. PAONESSA	SPB	231.570	7	13:42.582
29	PIETRO ANASTASI	SPB	231.570	11	21:28.608
41	MARC GARCIA	SPB	231.570	2	3:57.243
41	MARC GARCIA	SPB	231.570	10	19:16.283
64	HUGO DE CANCELLIS	SPB	231.570	9	17:20.405
64	HUGO DE CANCELLIS	SPB	231.570	10	19:14.783
82	ALEJANDRO RIVERO	SPB	231.570	13	25:18.455
92	GABIN CAZARD	SPB	231.570	13	24:58.789
9	ELLIOT KASSIGIAN	SPB	230.320	4	7:47.975
9	ELLIOT KASSIGIAN	SPB	230.320	7	13:34.181
12	HUMBERTO C. MAIER	SPB	230.320	14	26:50.299
19	ADELA OUREDNIKOVA	SPB	230.320	3	6:11.955

SPORTBIKE CARRERA 1

5 MEJORES VELOCIDADES POR PILOTO

Nº	Nombre	Clase	V1	V2	V3	V4	V5
64	HUGO DE CANCELLIS	SPB	239.330	236.690	236.690	235.380	235.380
41	MARC GARCIA	SPB	236.690	234.100	234.100	232.830	232.830
21	MARCO G. PAONESSA	SPB	234.100	232.830	231.570	230.320	230.320
92	GABIN CAZARD	SPB	234.100	232.830	232.830	232.830	232.830
12	HUMBERTO C. MAIER	SPB	232.830	230.320	227.870	226.670	226.670
28	LUIS FELIPE ARREDONDO	SPB	232.830	230.320	230.320	227.870	227.870
29	PIETRO ANASTASI	SPB	232.830	232.830	231.570	230.320	229.090
9	ELLIOT KASSIGIAN	SPB	231.570	231.570	230.320	230.320	229.090
82	ALEJANDRO RIVERO	SPB	231.570	230.320	230.320	230.320	229.090
19	ADELA OUREDNIKOVA	SPB	230.320	230.320	230.320	227.870	227.870
77	ALVARO FUERTES	SPB	230.320	227.870	227.870	226.670	226.670
35	JOSE E. ZAMUDIO	SPB	229.090	227.870	226.670	225.470	225.470
31	ROBERTO FERNANDEZ	SPB	226.670	195.620	174.150		

SPORTBIKE CARRERA 1

PLANNING

V 0	V 1	V 2	V 3	V 4	V 5	V 6	V 7	V 8	V 9	V 10	V 11	V 12	V 13	V 14	Hora T.
12	77	77	77	77	77	77	77	77	77	77	77	77	77	77	26:40.282
31	31	12	12	12	12	12	12	12	12	12	12	12	12	12	26:50.299
77	12	28	28	92	41	41	41	64	64	64	64	64	64	64	26:52.696
92	28	92	92	41	92	92	92	41	92	92	92	92	92	92	26:52.760
9	92	9	9	28	28	64	64	92	41	41	41	41	41	41	26:52.933
28	9	41	41	9	64	28	28	9	9	9	9	9	9	9	27:00.920
82	35	35	64	64	9	9	9	28	28	28	28	28	28	28	27:05.155
35	41	64	35	35	35	35	82	82	82	82	82	35	82	82	27:14.384
64	64	21	29	82	82	82	35	35	35	35	35	82	35	35	27:14.518
21	21	29	21	29	29	29	21	21	21	21	29	29	29	29	27:16.644
19	29	82	82	21	21	21	29	29	29	29	21	21	21	21	27:19.924
29	82	19	19	19	19	19	19	19	19	19	19	19	19	19	28:02.525
41	19	31	31												11:08.224

**SPORTBIKE
CARRERA 1**

PLANNING GRÁFICO

