














## SBK ENTRENAMIENTO LIBRE 4

### Clasificación

Pos	N	Nat	Nombre	Equipo	Vehiculo	PC	Clase	V.Rap.	Dif 1º	Prev.	Vtas	V.	Km/h..
1	75		IVO LOPES	BMW EASYRACE TEAM		1	SBK	<b>1:45.011</b>			15	15	127,767
2	40		ROMAN RAMOS	KAWASAKI JDO RACING T	KAWASAKI	2	SBK	<b>1:45.715</b>	0.704	0.704	12	5	102,893
3	1		STEVEN ODENDAAL	NEW2 PROJECT		3	SBK	<b>1:45.722</b>	0.711	0.007	11	2	93,297
4	57		FRANCISCO J. PALOMERA	TEAM HONDA LAGLISSE	HONDA	4	SBK	<b>1:45.855</b>	0.844	0.133	13	13	109,043
5	37		MAURO GONZALEZ	BMW EASYRACE TEAM		1	STCK1000	<b>1:46.510</b>	1.499	0.655	14	14	120,012
6	67		ANTON EREMIN	ERNA RACING		2	STCK1000	<b>1:47.651</b>	2.640	1.141	13	7	111,772
7	13		VILLE VALTONEN	TEAM SENSETEC		3	STCK1000	<b>1:47.920</b>	2.909	0.269	12	6	123,370
8	96		PACO MORALES	BRITISH CARRERA	HONDA	4	STCK1000	<b>1:48.212</b>	3.201	0.292	14	11	116,492
9	9		CHARLES AUBRIE	TEAM RLD RACING	HONDA	5	STCK1000	<b>1:51.328</b>	6.317	3.116	13	12	106,212
10	61		JAVIER DEL OLMO	KAWASAKI JDO RACING T	KAWASAKI	6	STCK1000	<b>1:51.832</b>	6.821	0.504	10	7	82,746
11	38		OLA NESBAKKEN	TEAM HONDA LAGLISSE	HONDA	7	STCK1000	<b>1:52.133</b>	7.122	0.301	13	10	121,865
12	4		JAVIER ARTIME	TEAM HONDA LAGLISSE		8	STCK1000	<b>1:52.545</b>	7.534	0.412	13	10	109,317
13	92		JULIO DOMINGUEZ	TEAM HONDA LAGLISSE	HONDA	9	STCK1000	<b>1:55.142</b>	10.131	2.597	12	9	99,194

Nº Corredor: 75, Nombre: IVO LOPES, Mejor Tiempo: 1:45.011, Velocidad Media: 147,859 Km/h

Estado de la pista: **Seco**

Director: Sara Blanco

Hora de publicación: \_\_\_\_\_

<https://jcy-cronometraje.com/>

Cronometrador: Juan Carlos Jodra



Hora de impresión: 09/05/2026 10:22

## SBK ENTRENAMIENTO LIBRE 4

### ANÁLISIS VUELTA A VUELTA CON SECTORES

#### 1 STEVEN ODENDAAL Clase: SBK

Vta.	Tiempo	Sec.1	Sec.2	Sec.3	Sec.4	Km/h	T.Transc.
1	1:52.889		24.421	32.115	24.844	232.83	2:23.677
2	1:45.722	25.302	23.901	31.631	24.888	297.50	4:09.399
3	1:49.366	27.173	23.966	32.685	25.542	297.50	5:58.765
4	1:45.869	25.651	23.960	31.511	24.747	295.45	7:44.634
5	1:45.762	25.451	23.848	31.745	24.718	297.50	9:30.396
6	Pit OUT	26.138	24.249	32.574		297.50	19:31.566
7	1:54.479		24.391	32.241	25.017	215.28	21:26.045
8	1:46.407	25.814	24.049	31.773	24.771	293.42	23:12.452
9	1:46.012	25.679	23.853	31.786	24.694	295.45	24:58.464
10	Pit OUT	25.686	23.861	33.879		297.50	28:33.331
11	1:57.332		25.000	33.788	26.577	203.03	30:30.663

#### 4 JAVIER ARTIME Clase: STCK1000

Vta.	Tiempo	Sec.1	Sec.2	Sec.3	Sec.4	Km/h	T.Transc.
1	2:10.380		26.605	34.983	26.698	174.15	2:58.458
2	1:56.190	28.223	26.495	34.645	26.827	261.22	4:54.648
3	1:54.446	27.777	26.194	33.971	26.504	266.09	6:49.094
4	1:54.876	27.698	26.105	34.693	26.380	266.09	8:43.970
5	1:54.164	27.453	25.901	34.093	26.717	262.82	10:38.134
6	2:14.551	42.347	29.599	35.186	27.419	208.98	12:52.685
7	1:54.278	27.738	26.034	34.207	26.299	266.09	14:46.963
8	1:53.355	27.422	25.607	34.007	26.319	262.82	16:40.318
9	1:53.306	27.225	25.769	33.968	26.344	269.43	18:33.624
10	1:52.545	26.945	25.387	33.915	26.298	272.87	20:26.169
11	1:53.016	27.240	25.511	34.048	26.217	272.87	22:19.185
12	Pit OUT	40.895	34.687	45.528		272.87	28:31.798
13	2:14.651		29.872	38.610	29.760	186.26	30:46.449

#### 9 CHARLES AUBRIE Clase: STCK1000

Vta.	Tiempo	Sec.1	Sec.2	Sec.3	Sec.4	Km/h	T.Transc.
1	2:02.241		26.403	34.321	26.755	200.19	3:45.771
2	1:54.052	27.719	25.717	34.088	26.528	256.53	5:39.823
3	1:53.550	27.410	25.625	34.004	26.511	264.44	7:33.373
4	1:53.127	27.760	25.541	33.544	26.282	261.22	9:26.500
5	1:52.825	27.518	25.294	33.753	26.260	264.44	11:19.325
6	Pit OUT	27.266	25.210	33.177		266.09	18:27.693
7	2:01.230		25.685	33.666	26.303	148.24	20:28.923
8	1:51.757	27.100	25.135	33.310	26.212	266.09	22:20.680
9	1:52.459	27.542	25.397	33.288	26.232	250.53	24:13.139
10	1:52.176	27.488	25.033	33.360	26.295	264.44	26:05.315
11	1:52.074	27.190	25.034	33.577	26.273	262.82	27:57.389
12	1:51.328	27.032	25.009	33.153	26.134	276.39	29:48.717
13	1:51.704	27.076	25.172	33.358	26.098	272.87	31:40.421

#### 13 VILLE VALTONEN Clase: STCK1000

Vta.	Tiempo	Sec.1	Sec.2	Sec.3	Sec.4	Km/h	T.Transc.
1	2:07.874		25.994	34.282	26.175	166.69	3:00.735
2	1:53.981	29.358	25.851	32.438	26.334	280.00	4:54.716
3	1:51.913	27.853	25.823	32.703	25.534	259.64	6:46.629
4	1:48.065	26.330	24.388	32.059	25.288	289.46	8:34.694
5	1:52.533	27.211	25.069	33.944	26.309	281.84	10:27.227
6	1:47.920	26.238	24.368	32.129	25.185	287.52	12:15.147
7	Pit OUT	29.748	27.814	36.504		291.43	15:51.838
8	2:03.842		26.317	34.345	25.407	150.85	17:55.680
9	1:48.068	26.290	24.421	32.131	25.226	291.43	19:43.748
10	1:48.135	26.120	24.428	32.160	25.427	289.46	21:31.883
11	1:49.271	26.269	24.758	32.431	25.813	289.46	23:21.154
12	1:49.114	26.324	24.598	32.646	25.546	285.60	25:10.268

#### 37 MAURO GONZALEZ Clase: STCK1000

Vta.	Tiempo	Sec.1	Sec.2	Sec.3	Sec.4	Km/h	T.Transc.
1	1:58.125		26.179	33.354	25.528	197.42	3:03.016
2	1:49.052	26.301	24.550	32.929	25.272	281.84	4:52.068
3	2:01.942	26.634	36.647	33.406	25.255	293.42	6:54.010
4	1:48.228	26.218	24.321	32.417	25.272	293.42	8:42.238
5	1:47.786	26.150	24.382	32.082	25.172	291.43	10:30.024
6	1:47.727	26.024	24.497	32.067	25.139	291.43	12:17.751
7	1:47.456	26.075	24.347	31.827	25.207	287.52	14:05.207
8	1:47.350	26.103	24.288	31.853	25.106	287.52	15:52.557
9	1:47.371	26.073	24.187	31.913	25.198	287.52	17:39.928
10	1:47.278	26.092	24.286	31.854	25.046	291.43	19:27.206
11	1:46.966	26.049	24.161	31.680	25.076	289.46	21:14.172
12	Pit OUT	29.034	24.754	32.969		293.42	26:22.846
13	2:01.919		25.269	34.469	25.292	102.73	28:24.765
14	1:46.510	26.069	23.854	31.642	24.945	293.42	30:11.275

#### 38 OLA NESBAKKEN Clase: STCK1000

Vta.	Tiempo	Sec.1	Sec.2	Sec.3	Sec.4	Km/h	T.Transc.
1	2:11.022		26.349	35.184	26.547	109.01	4:44.361
2	1:56.244	28.558	25.698	35.728	26.260	264.44	6:40.605
3	1:53.411	27.342	25.617	34.360	26.092	262.82	8:34.016
4	1:54.180	28.300	25.391	34.265	26.224	262.82	10:28.196
5	1:52.793	27.301	25.682	33.845	25.965	256.53	12:20.989
6	1:53.067	27.457	25.437	34.121	26.052	264.44	14:14.056
7	1:52.790	27.334	25.175	34.194	26.087	266.09	16:06.846
8	1:52.500	27.010	25.339	34.050	26.101	271.14	17:59.346
9	1:52.275	27.083	25.301	33.892	25.999	264.44	19:51.621
10	1:52.133	26.942	25.216	34.054	25.921	267.75	21:43.754
11	2:03.642	26.998	25.368	44.415	26.861	271.14	23:47.396
12	1:53.569	27.590	25.519	34.077	26.383	256.53	25:40.965
13	1:55.368	28.957	25.493	34.605	26.313	258.07	27:36.333

## SBK ENTRENAMIENTO LIBRE 4

### 40 ROMAN RAMOS Clase: SBK

Vta.	Tiempo	Sec.1	Sec.2	Sec.3	Sec.4	Km/h	T.Transc.
1	1:57.673		24.763	32.161	25.047	169.33	2:21.788
2	1:48.183	25.885	24.165	31.598	26.535	276.39	4:09.971
3	1:47.797	27.437	23.882	31.558	24.920	272.87	5:57.768
4	1:46.117	25.632	23.803	31.703	24.979	280.00	7:43.885
5	1:45.715	25.625	23.684	31.326	25.080	281.84	9:29.600
6	Pit OUT	26.155	24.260	31.994		281.84	14:15.344
7	1:52.921		24.783	31.525	24.845	208.98	16:08.265
8	1:45.765	25.658	23.872	31.278	24.957	281.84	17:54.030
9	Pit OUT	26.308	23.977	31.526		281.84	24:44.337
10	1:51.879		24.238	31.661	25.029	225.47	26:36.216
11	1:47.620	27.192	23.964	31.497	24.967	289.46	28:23.836
12	1:46.985	26.635	23.834	31.475	25.041	285.60	30:10.821

### 57 FRANCISCO J. PALOMERA Clase: SBK

Vta.	Tiempo	Sec.1	Sec.2	Sec.3	Sec.4	Km/h	T.Transc.
1	2:06.266		25.023	32.847	25.485	194.73	2:41.249
2	1:48.986	27.014	24.371	32.287	25.314	281.84	4:30.235
3	1:47.777	25.913	24.264	31.945	25.655	281.84	6:18.012
4	1:47.228	25.774	24.287	31.976	25.191	281.84	8:05.240
5	Pit OUT	25.710	23.951	61.242		283.71	16:27.338
6	1:54.720		24.463	31.794	25.113	182.30	18:22.058
7	1:46.268	25.630	23.921	31.683	25.034	281.84	20:08.326
8	1:46.159	25.617	24.000	31.556	24.986	287.52	21:54.485
9	1:46.323	25.638	24.077	31.595	25.013	285.60	23:40.808
10	1:49.337	25.547	25.429	33.115	25.246	287.52	25:30.145
11	1:45.879	25.448	23.873	31.600	24.958	287.52	27:16.024
12	1:49.214	27.502	24.394	32.176	25.142	267.75	29:05.238
13	1:45.855	25.515	23.890	31.512	24.938	287.52	30:51.093

### 61 JAVIER DEL OLMO Clase: STCK1000

Vta.	Tiempo	Sec.1	Sec.2	Sec.3	Sec.4	Km/h	T.Transc.
1	Pit OUT		26.276	35.931		101.76	10:41.936
2	2:09.929		28.494	35.331	27.245	142.80	12:51.865
3	1:54.382	28.114	25.572	34.147	26.549	261.22	14:46.247
4	1:52.648	27.249	25.396	33.499	26.504	276.39	16:38.895
5	1:52.548	27.170	25.421	33.757	26.200	278.18	18:31.443
6	1:52.314	27.068	25.240	33.498	26.508	280.00	20:23.757
7	1:51.832	27.192	25.038	33.371	26.231	272.87	22:15.589
8	Pit OUT	30.235	25.282	33.728		280.00	27:22.460
9	2:01.897		25.996	34.880	26.430	175.57	29:24.357
10	1:52.073	27.232	25.059	33.448	26.334	274.62	31:16.430

### 67 ANTON EREMIN Clase: STCK1000

Vta.	Tiempo	Sec.1	Sec.2	Sec.3	Sec.4	Km/h	T.Transc.
1	2:02.962		25.132	33.036	25.479	174.86	2:52.793
2	1:48.769	26.523	24.433	32.479	25.334	274.62	4:41.562
3	1:48.539	26.788	24.263	32.260	25.228	276.39	6:30.101
4	Pit OUT	26.543	24.581	34.806		276.39	13:31.452
5	2:03.562		25.098	33.777	25.668	161.66	15:35.014
6	1:47.866	26.226	24.369	32.167	25.104	278.18	17:22.880
7	1:47.651	26.362	24.261	31.896	25.132	272.87	19:10.531
8	1:49.406	26.299	24.176	32.196	26.733	278.18	20:59.937
9	1:52.940	27.029	26.250	33.609	26.052	266.09	22:52.877
10	1:48.406	26.504	24.308	32.379	25.215	271.14	24:41.283
11	1:48.359	26.423	24.289	32.135	25.512	276.39	26:29.642
12	1:48.196	26.290	24.413	32.115	25.378	280.00	28:17.838
13	1:48.055	26.355	24.271	32.129	25.300	278.18	30:05.893

### 75 IVO LOPES Clase: SBK

Vta.	Tiempo	Sec.1	Sec.2	Sec.3	Sec.4	Km/h	T.Transc.
1	1:57.407		24.598	32.598	25.556	123.46	5:37.958
2	1:46.336	25.733	23.913	31.840	24.850	285.60	7:24.294
3	1:45.929	25.672	23.964	31.648	24.645	291.43	9:10.223
4	1:45.530	25.583	23.833	31.495	24.619	289.46	10:55.753
5	1:46.775	25.718	24.446	31.864	24.747	291.43	12:42.528
6	1:45.455	25.519	23.860	31.503	24.573	287.52	14:27.983
7	1:45.747	25.459	23.919	31.572	24.797	289.46	16:13.730
8	1:45.743	25.530	23.917	31.533	24.763	293.42	17:59.473
9	1:47.910	27.093	24.168	31.809	24.840	253.49	19:47.383
10	1:45.833	25.484	23.935	31.603	24.811	287.52	21:33.216
11	1:47.590	25.976	24.308	32.117	25.189	289.46	23:20.806
12	1:45.990	25.562	23.945	31.743	24.740	289.46	25:06.796
13	1:45.694	25.614	23.790	31.550	24.740	291.43	26:52.490
14	1:45.371	25.429	23.842	31.547	24.553	289.46	28:37.861
15	1:45.011	25.406	23.693	31.333	24.579	291.43	30:22.872

### 92 JULIO DOMINGUEZ Clase: STCK1000

Vta.	Tiempo	Sec.1	Sec.2	Sec.3	Sec.4	Km/h	T.Transc.
1	2:13.899		32.147	36.046	27.794	184.66	4:21.751
2	1:57.261	28.919	26.009	34.872	27.461	252.00	6:19.012
3	1:56.438	28.389	25.957	34.846	27.246	246.21	8:15.450
4	2:01.644	28.360	25.704	37.200	30.380	252.00	10:17.094
5	1:55.587	28.314	25.812	34.297	27.164	253.49	12:12.681
6	2:05.706	35.057	28.122	35.109	27.418	246.21	14:18.387
7	Pit OUT	28.442	27.102	40.058		253.49	21:02.450
8	2:22.251		26.967	38.067	34.668	149.79	23:24.701
9	1:55.142	28.345	25.577	34.294	26.926	258.07	25:19.843
10	1:55.378	28.075	25.854	34.563	26.886	244.80	27:15.221
11	1:55.365	28.197	25.749	34.315	27.104	258.07	29:10.586
12	2:07.763	34.675	26.686	39.282	27.120	249.07	31:18.349

## SBK ENTRENAMIENTO LIBRE 4

### 96 PACO MORALES Clase: STCK1000

Vta.	Tiempo	Sec.1	Sec.2	Sec.3	Sec.4	Km/h	T.Transc.
1	2:00.316		25.424	33.153	25.675	219.69	2:45.842
2	1:49.161	26.472	24.606	32.539	25.544	289.46	4:35.003
3	1:48.740	26.204	24.568	32.446	25.522	281.84	6:23.743
4	1:50.034	26.104	24.632	33.538	25.760	289.46	8:13.777
5	Pit OUT	26.300	24.954	33.780		293.42	11:06.937
6	1:58.618		25.233	32.911	25.581	210.00	13:05.555
7	1:49.078	26.153	24.711	32.538	25.676	291.43	14:54.633
8	Pit OUT	30.013	25.244	33.472		293.42	18:07.293
9	1:59.922		25.689	33.627	26.102	214.20	20:07.215
10	1:49.841	27.272	24.482	32.559	25.528	291.43	21:57.056
11	1:48.212	26.028	24.450	32.306	25.428	293.42	23:45.268
12	1:56.158	25.923	31.185	33.518	25.532	289.46	25:41.426
13	Pit OUT	26.324	24.567	42.130		293.42	29:05.115
14	2:00.893		25.755	34.127	26.022	161.66	31:06.008

## SBK ENTRENAMIENTO LIBRE 4

### CLASIFICACIÓN POR SECTORES

#### Sector – 1

P.	Nº	Nombre	T Sector
1	1	STEVEN ODENDAAL	25.302
2	75	IVO LOPES	25.406
3	57	FRANCISCO J. PALOMERA	25.448
4	40	ROMAN RAMOS	25.625
5	96	PACO MORALES	25.923
6	37	MAURO GONZALEZ	26.024
7	13	VILLE VALTONEN	26.120
8	67	ANTON EREMIN	26.226
9	38	OLA NESBAKKEN	26.942
10	4	JAVIER ARTIME	26.945
11	9	CHARLES AUBRIE	27.032
12	61	JAVIER DEL OLMO	27.068
13	92	JULIO DOMINGUEZ	28.075

#### Sector – 2

P.	Nº	Nombre	T Sector
1	40	ROMAN RAMOS	23.684
2	75	IVO LOPES	23.693
3	1	STEVEN ODENDAAL	23.848
4	37	MAURO GONZALEZ	23.854
5	57	FRANCISCO J. PALOMERA	23.873
6	67	ANTON EREMIN	24.178
7	13	VILLE VALTONEN	24.368
8	96	PACO MORALES	24.450
9	9	CHARLES AUBRIE	25.009
10	61	JAVIER DEL OLMO	25.038
11	38	OLA NESBAKKEN	25.175
12	4	JAVIER ARTIME	25.387
13	92	JULIO DOMINGUEZ	25.577

#### Sector – 3

P.	Nº	Nombre	T Sector
1	40	ROMAN RAMOS	31.278
2	75	IVO LOPES	31.333
3	1	STEVEN ODENDAAL	31.511
4	57	FRANCISCO J. PALOMERA	31.512
5	37	MAURO GONZALEZ	31.642
6	67	ANTON EREMIN	31.896
7	13	VILLE VALTONEN	32.059
8	96	PACO MORALES	32.306
9	9	CHARLES AUBRIE	33.153
10	61	JAVIER DEL OLMO	33.371
11	38	OLA NESBAKKEN	33.845
12	4	JAVIER ARTIME	33.915
13	92	JULIO DOMINGUEZ	34.294

#### Sector – 4

P.	Nº	Nombre	T Sector
1	75	IVO LOPES	24.553
2	1	STEVEN ODENDAAL	24.694
3	40	ROMAN RAMOS	24.845
4	57	FRANCISCO J. PALOMERA	24.938
5	37	MAURO GONZALEZ	24.945
6	67	ANTON EREMIN	25.104
7	13	VILLE VALTONEN	25.185
8	96	PACO MORALES	25.428
9	38	OLA NESBAKKEN	25.921
10	9	CHARLES AUBRIE	26.098
11	61	JAVIER DEL OLMO	26.200
12	4	JAVIER ARTIME	26.217
13	92	JULIO DOMINGUEZ	26.886

Tiempo de vuelta ideal: 1:44.817

## SBK ENTRENAMIENTO LIBRE 4

### ANÁLISIS VUELTA A VUELTA — SECTORES Y TIEMPOS ACUMULADOS

#### 1 STEVEN ODENDAAL Clase: SBK

Vta.	Sec.1	Sec.2	Sec.3	Sec.4	IP1	IP2	IP3	Tiempo
1		24.421	32.115	24.844		24.421	56.536	1:52.889
2	25.302	23.901	31.631	24.888	25.302	49.203	1:20.834	1:45.722
3	27.173	23.966	32.685	25.542	27.173	51.139	1:23.824	1:49.366
4	25.651	23.960	31.511	24.747	25.651	49.611	1:21.122	1:45.869
5	25.451	23.848	31.745	24.718	25.451	49.299	1:21.044	1:45.762
6	26.138	24.249	32.574		26.138	50.387	1:22.961	Pit 1:22.961
7	24.391	32.241	25.017			24.391	56.632	1:54.479
8	25.814	24.049	31.773	24.771	25.814	49.863	1:21.636	1:46.407
9	25.679	23.853	31.786	24.694	25.679	49.532	1:21.318	1:46.012
10	25.686	23.861	33.879		25.686	49.547	1:23.426	Pit 1:23.426
11		25.000	33.788	26.577		25.000	58.788	1:57.332

#### 4 JAVIER ARTIME Clase: STCK1000

Vta.	Sec.1	Sec.2	Sec.3	Sec.4	IP1	IP2	IP3	Tiempo	
1		26.605	34.983	26.698			26.605	1:01.588	2:10.380
2	28.223	26.495	34.645	26.827	28.223	54.718	1:29.363	1:56.190	
3	27.777	26.194	33.971	26.504	27.777	53.971	1:27.942	1:54.446	
4	27.698	26.105	34.693	26.380	27.698	53.803	1:28.496	1:54.876	
5	27.453	25.901	34.093	26.717	27.453	53.354	1:27.447	1:54.164	
6	42.347	29.599	35.186	27.419	42.347	1:11.946	1:47.132	2:14.551	
7	27.738	26.034	34.207	26.299	27.738	53.772	1:27.979	1:54.278	
8	27.422	25.607	34.007	26.319	27.422	53.029	1:27.036	1:53.355	
9	27.225	25.769	33.968	26.344	27.225	52.994	1:26.962	1:53.306	
10	26.945	25.387	33.915	26.298	26.945	52.332	1:26.247	1:52.545	
11	27.240	25.511	34.048	26.217	27.240	52.751	1:26.799	1:53.016	
12	40.895	34.687	45.528		40.895	1:15.582	2:01.110	Pit 2:01.110	
13		29.872	38.610	29.760		29.872	1:08.482	2:14.651	

#### 9 CHARLES AUBRIE Clase: STCK1000

Vta.	Sec.1	Sec.2	Sec.3	Sec.4	IP1	IP2	IP3	Tiempo
1		26.403	34.321	26.755		26.403	1:00.724	2:02.241
2	27.719	25.717	34.088	26.528	27.719	53.436	1:27.524	1:54.052
3	27.410	25.625	34.004	26.511	27.410	53.035	1:27.039	1:53.550
4	27.760	25.541	33.544	26.282	27.760	53.301	1:26.845	1:53.127
5	27.518	25.294	33.753	26.260	27.518	52.812	1:26.565	1:52.825
6	27.266	25.210	33.177		27.266	52.476	1:25.653	Pit 1:25.653
7		25.685	33.666	26.303		25.685	59.351	2:01.230
8	27.100	25.135	33.310	26.212	27.100	52.235	1:25.545	1:51.757
9	27.542	25.397	33.288	26.232	27.542	52.939	1:26.227	1:52.459
10	27.488	25.033	33.360	26.295	27.488	52.521	1:25.881	1:52.176
11	27.190	25.034	33.577	26.273	27.190	52.224	1:25.801	1:52.074
12	27.032	25.009	33.153	26.134	27.032	52.041	1:25.194	1:51.328
13	27.076	25.172	33.358	26.098	27.076	52.248	1:25.606	1:51.704

#### 13 VILLE VALTONEN Clase: STCK1000

Vta.	Sec.1	Sec.2	Sec.3	Sec.4	IP1	IP2	IP3	Tiempo	
1		25.994	34.282	26.175			25.994	1:00.276	2:07.874
2	29.358	25.851	32.438	26.334	29.358	55.209	1:27.647	1:53.981	
3	27.853	25.823	32.703	25.534	27.853	53.676	1:26.379	1:51.913	
4	26.330	24.388	32.059	25.288	26.330	50.718	1:22.777	1:48.065	
5	27.211	25.069	33.944	26.309	27.211	52.280	1:26.224	1:52.533	
6	26.238	24.368	32.129	25.185	26.238	50.606	1:22.735	1:47.920	
7	29.748	27.814	36.504		29.748	57.562	1:34.066	Pit 1:34.066	
8		26.317	34.345	25.407		26.317	1:00.662	2:03.842	
9	26.290	24.421	32.131	25.226	26.290	50.711	1:22.842	1:48.068	
10	26.120	24.428	32.160	25.427	26.120	50.548	1:22.708	1:48.135	
11	26.269	24.758	32.431	25.813	26.269	51.027	1:23.458	1:49.271	
12	26.324	24.598	32.646	25.546	26.324	50.922	1:23.568	1:49.114	

#### 37 MAURO GONZALEZ Clase: STCK1000

Vta.	Sec.1	Sec.2	Sec.3	Sec.4	IP1	IP2	IP3	Tiempo
1		26.179	33.354	25.528		26.179	59.533	1:58.125
2	26.301	24.550	32.929	25.272	26.301	50.851	1:23.780	1:49.052
3	26.634	36.647	33.406	25.255	26.634	1:03.281	1:36.687	2:01.942
4	26.218	24.321	32.417	25.272	26.218	50.539	1:22.956	1:48.228
5	26.150	24.382	32.082	25.172	26.150	50.532	1:22.614	1:47.786
6	26.024	24.497	32.067	25.139	26.024	50.521	1:22.588	1:47.727
7	26.075	24.347	31.827	25.207	26.075	50.422	1:22.244	1:47.456
8	26.103	24.288	31.853	25.106	26.103	50.391	1:22.244	1:47.350
9	26.073	24.187	31.913	25.198	26.073	50.260	1:22.173	1:47.371
10	26.092	24.286	31.854	25.046	26.092	50.378	1:22.232	1:47.278
11	26.049	24.161	31.680	25.076	26.049	50.210	1:21.890	1:46.966
12	29.034	24.754	32.969		29.034	53.788	1:26.757	Pit 1:26.757
13		25.269	34.469	25.292		25.269	59.738	2:01.919
14	26.069	23.854	31.642	24.945	26.069	49.923	1:21.565	1:46.510

#### 38 OLA NESBAKKEN Clase: STCK1000

Vta.	Sec.1	Sec.2	Sec.3	Sec.4	IP1	IP2	IP3	Tiempo	
1		26.349	35.184	26.547			26.349	1:01.533	2:11.022
2	28.558	25.698	35.728	26.260	28.558	54.256	1:29.984	1:56.244	
3	27.342	25.617	34.360	26.092	27.342	52.959	1:27.319	1:53.411	
4	28.300	25.391	34.265	26.224	28.300	53.691	1:27.956	1:54.180	
5	27.301	25.682	33.845	25.965	27.301	52.983	1:26.828	1:52.793	
6	27.457	25.437	34.121	26.052	27.457	52.894	1:27.015	1:53.067	
7	27.334	25.175	34.194	26.087	27.334	52.509	1:26.703	1:52.790	
8	27.010	25.339	34.050	26.101	27.010	52.349	1:26.399	1:52.500	
9	27.083	25.301	33.892	25.999	27.083	52.384	1:26.276	1:52.275	
10	26.942	25.216	34.054	25.921	26.942	52.158	1:26.212	1:52.133	
11	26.998	25.368	44.415	26.861	26.998	52.366	1:36.781	2:03.642	
12	27.590	25.519	34.077	26.383	27.590	53.109	1:27.186	1:53.569	
13	28.957	25.493	34.605	26.313	28.957	54.450	1:29.055	1:55.368	

## SBK ENTRENAMIENTO LIBRE 4

### 40 ROMAN RAMOS Clase: SBK

Vta.	Sec.1	Sec.2	Sec.3	Sec.4	IP1	IP2	IP3	Tiempo
1		24.763	32.161	25.047		24.763	56.924	1:57.673
2	25.885	24.165	31.598	26.535	25.885	50.050	1:21.648	1:48.183
3	27.437	23.882	31.558	24.920	27.437	51.319	1:22.877	1:47.797
4	25.632	23.803	31.703	24.979	25.632	49.435	1:21.138	1:46.117
5	25.625	23.684	31.326	25.080	25.625	49.309	1:20.635	1:45.715
6	26.155	24.260	31.994		26.155	50.415	1:22.409	Pit 1:22.409
7		24.783	31.525	24.845		24.783	56.308	1:52.921
8	25.658	23.872	31.278	24.957	25.658	49.530	1:20.808	1:45.765
9	26.308	23.977	31.526		26.308	50.285	1:21.811	Pit 1:21.811
10		24.238	31.661	25.029		24.238	55.899	1:51.879
11	27.192	23.964	31.497	24.967	27.192	51.156	1:22.653	1:47.620
12	26.635	23.834	31.475	25.041	26.635	50.469	1:21.944	1:46.985

### 57 FRANCISCO J. PALOMERA Clase: SBK

Vta.	Sec.1	Sec.2	Sec.3	Sec.4	IP1	IP2	IP3	Tiempo
1		25.023	32.847	25.485		25.023	57.870	2:06.266
2	27.014	24.371	32.287	25.314	27.014	51.385	1:23.672	1:48.986
3	25.913	24.264	31.945	25.655	25.913	50.177	1:22.122	1:47.777
4	25.774	24.287	31.976	25.191	25.774	50.061	1:22.037	1:47.228
5	25.710	23.951	61.242		25.710	49.661	49.661	Pit 49.661
6		24.463	31.794	25.113		24.463	56.257	1:54.720
7	25.630	23.921	31.683	25.034	25.630	49.551	1:21.234	1:46.268
8	25.617	24.000	31.556	24.986	25.617	49.617	1:21.173	1:46.159
9	25.638	24.077	31.595	25.013	25.638	49.715	1:21.310	1:46.323
10	25.547	25.429	33.115	25.246	25.547	50.976	1:24.091	1:49.337
11	25.448	23.873		31.600	24.958	25.448	49.321	1:20.921
12	27.502	24.394	32.176	25.142	27.502	51.896	1:24.072	1:49.214
13	25.515	23.890	31.512	24.938	25.515	49.405	1:20.917	1:45.855

### 61 JAVIER DEL OLMO Clase: STCK1000

Vta.	Sec.1	Sec.2	Sec.3	Sec.4	IP1	IP2	IP3	Tiempo
1		26.276	35.931			26.276	1:02.207	Pit 1:02.207
2		28.494	35.331	27.245		28.494	1:03.825	2:09.929
3	28.114	25.572	34.147	26.549	28.114	53.686	1:27.833	1:54.382
4	27.249	25.396	33.499	26.504	27.249	52.645	1:26.144	1:52.648
5	27.170	25.421	33.757	26.200	27.170	52.591	1:26.348	1:52.548
6	27.068	25.240	33.498	26.508	27.068	52.308	1:25.806	1:52.314
7	27.192	25.038	33.371	26.231	27.192	52.230	1:25.601	1:51.832
8	30.235	25.282	33.728		30.235	55.517	1:29.245	Pit 1:29.245
9		25.996	34.880	26.430		25.996	1:00.876	2:01.897
10	27.232	25.059	33.448	26.334	27.232	52.291	1:25.739	1:52.073

### 67 ANTON EREMIN Clase: STCK1000

Vta.	Sec.1	Sec.2	Sec.3	Sec.4	IP1	IP2	IP3	Tiempo
1		25.132	33.036	25.479		25.132	58.168	2:02.962
2	26.523	24.433	32.479	25.334	26.523	50.956	1:23.435	1:48.769
3	26.788	24.263	32.260	25.228	26.788	51.051	1:23.311	1:48.539
4	26.543	24.581	34.806		26.543	51.124	1:25.930	Pit 1:25.930
5		25.098	33.777	25.668		25.098	58.875	2:03.562
6	26.226	24.369	32.167	25.104	26.226	50.595	1:22.762	1:47.866
7	26.362	24.261	31.896	25.132	26.362	50.623	1:22.519	1:47.651
8	26.299	24.178	32.196	26.733	26.299	50.477	1:22.673	1:49.406
9	27.029	26.250	33.609	26.052	27.029	53.279	1:26.888	1:52.940
10	26.504	24.308	32.379	25.215	26.504	50.812	1:23.191	1:48.406
11	26.423	24.289	32.135	25.512	26.423	50.712	1:22.847	1:48.359
12	26.290	24.413	32.115	25.378	26.290	50.703	1:22.818	1:48.196
13	26.355	24.271	32.129	25.300	26.355	50.626	1:22.755	1:48.055

### 75 IVO LOPES Clase: SBK

Vta.	Sec.1	Sec.2	Sec.3	Sec.4	IP1	IP2	IP3	Tiempo
1		24.598	32.598	25.556		24.598	57.196	1:57.407
2	25.733	23.913	31.840	24.850	25.733	49.646	1:21.486	1:46.336
3	25.672	23.964	31.648	24.645	25.672	49.636	1:21.284	1:45.929
4	25.583	23.833	31.495	24.619	25.583	49.416	1:20.911	1:45.530
5	25.718	24.446	31.864	24.747	25.718	50.164	1:22.028	1:46.775
6	25.519	23.860	31.503	24.573	25.519	49.379	1:20.882	1:45.455
7	25.459	23.919	31.572	24.797	25.459	49.378	1:20.950	1:45.747
8	25.530	23.917	31.533	24.763	25.530	49.447	1:20.980	1:45.743
9	27.093	24.168	31.809	24.840	27.093	51.261	1:23.070	1:47.910
10	25.484	23.935	31.603	24.811	25.484	49.419	1:21.022	1:45.833
11	25.976	24.308	32.117	25.189	25.976	50.284	1:22.401	1:47.590
12	25.562	23.945	31.743	24.740	25.562	49.507	1:21.250	1:45.990
13	25.614	23.790	31.550	24.740	25.614	49.404	1:20.954	1:45.694
14	25.429	23.842	31.547	24.553	25.429	49.271	1:20.818	1:45.371
15	25.406	23.693	31.333	24.579	25.406	49.099	1:20.432	1:45.011

### 92 JULIO DOMINGUEZ Clase: STCK1000

Vta.	Sec.1	Sec.2	Sec.3	Sec.4	IP1	IP2	IP3	Tiempo
1		32.147	36.046	27.794		32.147	1:08.193	2:13.899
2	28.919	26.009	34.872	27.461	28.919	54.928	1:29.800	1:57.261
3	28.389	25.957	34.846	27.246	28.389	54.346	1:29.192	1:56.438
4	28.360	25.704	37.200	30.380	28.360	54.064	1:31.264	2:01.644
5	28.314	25.812	34.297	27.164	28.314	54.126	1:28.423	1:55.587
6	35.057	28.122	35.109	27.418	35.057	1:03.179	1:38.288	2:05.706
7	28.442	27.102	40.058		28.442	55.544	1:35.602	Pit 1:35.602
8		26.967	38.067	34.668		26.967	1:05.034	2:22.251
9	28.345	25.577	34.294	26.926	28.345	53.922	1:28.216	1:55.142
10	28.075	25.854	34.563	26.886	28.075	53.929	1:28.492	1:55.378
11	28.197	25.749	34.315	27.104	28.197	53.946	1:28.261	1:55.365
12	34.675	26.686	39.282	27.120	34.675	1:01.361	1:40.643	2:07.763

## SBK ENTRENAMIENTO LIBRE 4

### 96 PACO MORALES Clase: STCK1000

Vta.	Sec.1	Sec.2	Sec.3	Sec.4	IP1	IP2	IP3	Tiempo
1		25.424	33.153	25.675		25.424	58.577	2:00.316
2	26.472	24.606	32.539	25.544	26.472	51.078	1:23.617	1:49.161
3	26.204	24.568	32.446	25.522	26.204	50.772	1:23.218	1:48.740
4	26.104	24.632	33.538	25.760	26.104	50.736	1:24.274	1:50.034
5	26.300	24.954	33.780		26.300	51.254	1:25.034	Pit 1:25.034
6		25.233	32.911	25.581		25.233	58.144	1:58.618
7	26.153	24.711	32.538	25.676	26.153	50.864	1:23.402	1:49.078
8	30.013	25.244	33.472		30.013	55.257	1:28.729	Pit 1:28.729
9		25.689	33.627	26.102		25.689	59.316	1:59.922
10	27.272	24.482	32.559	25.528	27.272	51.754	1:24.313	1:49.841
11	26.028	24.450	32.306	25.428	26.028	50.478	1:22.784	1:48.212
12	25.923	31.185	33.518	25.532	25.923	57.108	1:30.626	1:56.158
13	26.324	24.567	42.130		26.324	50.891	1:33.021	Pit 1:33.021
14		25.755	34.127	26.022		25.755	59.882	2:00.893

**SBK**  
**ENTRENAMIENTO LIBRE 4**

**40 MEJORES VUELTAS**

Nº	Nombre	Clase	Tiempo	En Vuelta
75	IVO LOPES	SBK	1:45.011	15
75	IVO LOPES	SBK	1:45.371	14
75	IVO LOPES	SBK	1:45.455	6
75	IVO LOPES	SBK	1:45.530	4
75	IVO LOPES	SBK	1:45.694	13
40	ROMAN RAMOS	SBK	1:45.715	5
1	STEVEN ODENDAAL	SBK	1:45.722	2
75	IVO LOPES	SBK	1:45.743	8
75	IVO LOPES	SBK	1:45.747	7
1	STEVEN ODENDAAL	SBK	1:45.762	5
40	ROMAN RAMOS	SBK	1:45.765	8
75	IVO LOPES	SBK	1:45.833	10
57	FRANCISCO J. PALOMERA	SBK	1:45.855	13
1	STEVEN ODENDAAL	SBK	1:45.869	4
57	FRANCISCO J. PALOMERA	SBK	1:45.879	11
75	IVO LOPES	SBK	1:45.929	3
75	IVO LOPES	SBK	1:45.990	12
1	STEVEN ODENDAAL	SBK	1:46.012	9
40	ROMAN RAMOS	SBK	1:46.117	4
57	FRANCISCO J. PALOMERA	SBK	1:46.159	8
57	FRANCISCO J. PALOMERA	SBK	1:46.268	7
57	FRANCISCO J. PALOMERA	SBK	1:46.323	9
75	IVO LOPES	SBK	1:46.336	2
1	STEVEN ODENDAAL	SBK	1:46.407	8
37	MAURO GONZALEZ	STCK1000	1:46.510	14
75	IVO LOPES	SBK	1:46.775	5
37	MAURO GONZALEZ	STCK1000	1:46.966	11
40	ROMAN RAMOS	SBK	1:46.985	12
57	FRANCISCO J. PALOMERA	SBK	1:47.228	4
37	MAURO GONZALEZ	STCK1000	1:47.278	10
37	MAURO GONZALEZ	STCK1000	1:47.350	8
37	MAURO GONZALEZ	STCK1000	1:47.371	9
37	MAURO GONZALEZ	STCK1000	1:47.456	7
75	IVO LOPES	SBK	1:47.590	11
40	ROMAN RAMOS	SBK	1:47.620	11
67	ANTON EREMIN	STCK1000	1:47.651	7
37	MAURO GONZALEZ	STCK1000	1:47.727	6
57	FRANCISCO J. PALOMERA	SBK	1:47.777	3
37	MAURO GONZALEZ	STCK1000	1:47.786	5
40	ROMAN RAMOS	SBK	1:47.797	3

## SBK ENTRENAMIENTO LIBRE 4

### TOP 5 MEJORES VUELTAS

Nº	Nombre	Clase	V1	V2	V3	V4	V5
75	IVO LOPES	SBK	1:45.011	1:45.371	1:45.455	1:45.530	1:45.694
40	ROMAN RAMOS	SBK	1:45.715	1:45.765	1:46.117	1:46.985	1:47.620
1	STEVEN ODENDAAL	SBK	1:45.722	1:45.762	1:45.869	1:46.012	1:46.407
57	FRANCISCO J. PALOMERA	SBK	1:45.855	1:45.879	1:46.159	1:46.268	1:46.323
37	MAURO GONZALEZ	STCK1000	1:46.510	1:46.966	1:47.278	1:47.350	1:47.371
67	ANTON EREMIN	STCK1000	1:47.651	1:47.866	1:48.055	1:48.196	1:48.359
13	VILLE VALTONEN	STCK1000	1:47.920	1:48.065	1:48.068	1:48.135	1:49.114
96	PACO MORALES	STCK1000	1:48.212	1:48.740	1:49.078	1:49.161	1:49.841
9	CHARLES AUBRIE	STCK1000	1:51.328	1:51.704	1:51.757	1:52.074	1:52.176
61	JAVIER DEL OLMO	STCK1000	1:51.832	1:52.073	1:52.314	1:52.548	1:52.648
38	OLA NESBAKKEN	STCK1000	1:52.133	1:52.275	1:52.500	1:52.790	1:52.793
4	JAVIER ARTIME	STCK1000	1:52.545	1:53.016	1:53.306	1:53.355	1:54.164
92	JULIO DOMINGUEZ	STCK1000	1:55.142	1:55.365	1:55.378	1:55.587	1:56.438

## SBK ENTRENAMIENTO LIBRE 4

### 40 MEJORES VELOCIDADES

Nº	Nombre	Clase	Velocidad	En V.	Tiempo sesión
1	STEVEN ODENDAAL	SBK	297.500	2	4:09.399
1	STEVEN ODENDAAL	SBK	297.500	3	5:58.765
1	STEVEN ODENDAAL	SBK	297.500	5	9:30.396
1	STEVEN ODENDAAL	SBK	297.500	6	19:31.566
1	STEVEN ODENDAAL	SBK	297.500	10	28:33.331
1	STEVEN ODENDAAL	SBK	295.450	4	7:44.634
1	STEVEN ODENDAAL	SBK	295.450	9	24:58.464
1	STEVEN ODENDAAL	SBK	293.420	8	23:12.452
37	MAURO GONZALEZ	STCK1000	293.420	3	6:54.010
37	MAURO GONZALEZ	STCK1000	293.420	4	8:42.238
37	MAURO GONZALEZ	STCK1000	293.420	12	26:22.846
37	MAURO GONZALEZ	STCK1000	293.420	14	30:11.275
75	IVO LOPES	SBK	293.420	8	17:59.473
96	PACO MORALES	STCK1000	293.420	5	11:06.937
96	PACO MORALES	STCK1000	293.420	8	18:07.293
96	PACO MORALES	STCK1000	293.420	11	23:45.268
96	PACO MORALES	STCK1000	293.420	13	29:05.115
13	VILLE VALTONEN	STCK1000	291.430	7	15:51.838
13	VILLE VALTONEN	STCK1000	291.430	9	19:43.748
37	MAURO GONZALEZ	STCK1000	291.430	5	10:30.024
37	MAURO GONZALEZ	STCK1000	291.430	6	12:17.751
37	MAURO GONZALEZ	STCK1000	291.430	10	19:27.206
75	IVO LOPES	SBK	291.430	3	9:10.223
75	IVO LOPES	SBK	291.430	5	12:42.528
75	IVO LOPES	SBK	291.430	13	26:52.490
75	IVO LOPES	SBK	291.430	15	30:22.872
96	PACO MORALES	STCK1000	291.430	7	14:54.633
96	PACO MORALES	STCK1000	291.430	10	21:57.056
13	VILLE VALTONEN	STCK1000	289.460	4	8:34.694
13	VILLE VALTONEN	STCK1000	289.460	10	21:31.883
13	VILLE VALTONEN	STCK1000	289.460	11	23:21.154
37	MAURO GONZALEZ	STCK1000	289.460	11	21:14.172
40	ROMAN RAMOS	SBK	289.460	11	28:23.836
75	IVO LOPES	SBK	289.460	4	10:55.753
75	IVO LOPES	SBK	289.460	7	16:13.730
75	IVO LOPES	SBK	289.460	11	23:20.806
75	IVO LOPES	SBK	289.460	12	25:06.796
75	IVO LOPES	SBK	289.460	14	28:37.861
96	PACO MORALES	STCK1000	289.460	2	4:35.003
96	PACO MORALES	STCK1000	289.460	4	8:13.777

## SBK ENTRENAMIENTO LIBRE 4

### 5 MEJORES VELOCIDADES POR PILOTO

Nº	Nombre	Clase	V1	V2	V3	V4	V5
1	STEVEN ODENDAAL	SBK	297.500	297.500	297.500	297.500	297.500
37	MAURO GONZALEZ	STCK1000	293.420	293.420	293.420	293.420	291.430
75	IVO LOPES	SBK	293.420	291.430	291.430	291.430	291.430
96	PACO MORALES	STCK1000	293.420	293.420	293.420	293.420	291.430
13	VILLE VALTONEN	STCK1000	291.430	291.430	289.460	289.460	289.460
40	ROMAN RAMOS	SBK	289.460	285.600	281.840	281.840	281.840
57	FRANCISCO J. PALOMERA	SBK	287.520	287.520	287.520	287.520	285.600
61	JAVIER DEL OLMO	STCK1000	280.000	280.000	278.180	276.390	274.620
67	ANTON EREMIN	STCK1000	280.000	278.180	278.180	278.180	276.390
9	CHARLES AUBRIE	STCK1000	276.390	272.870	266.090	266.090	264.440
4	JAVIER ARTIME	STCK1000	272.870	272.870	272.870	269.430	266.090
38	OLA NESBAKKEN	STCK1000	271.140	271.140	267.750	266.090	264.440
92	JULIO DOMINGUEZ	STCK1000	258.070	258.070	253.490	253.490	252.000