














SBK ENTRENAMIENTO LIBRE 3

Clasificación

Pos	N	Nat	Nombre	Equipo	Vehiculo	PC	Clase	V.Rap.	Dif 1º	Prev.	Vtas	V.	Km/h..
1	1		STEVEN ODENDAAL	NEW2 PROJECT		1	SBK	1:45.043			11	5	97,149
2	75		IVO LOPES	BMW EASYRACE TEAM		2	SBK	1:45.667	0.624	0.624	14	11	115,281
3	40		ROMAN RAMOS	KAWASAKI JDO RACING T	KAWASAKI	3	SBK	1:46.057	1.014	0.390	11	6	90,601
4	57		FRANCISCO J. PALOMERA	TEAM HONDA LAGLISSE	HONDA	4	SBK	1:46.811	1.768	0.754	12	6	98,393
5	37		MAURO GONZALEZ	BMW EASYRACE TEAM		1	STCK1000	1:47.782	2.739	0.971	10	8	85,025
6	13		VILLE VALTONEN	TEAM SENSETEC		2	STCK1000	1:48.060	3.017	0.278	12	6	99,634
7	67		ANTON EREMIN	ERNA RACING		3	STCK1000	1:48.573	3.530	0.513	11	10	106,863
8	96		PACO MORALES	BRITISH CARRERA	HONDA	4	STCK1000	1:48.682	3.639	0.109	8	8	119,957
9	61		JAVIER DEL OLMO	KAWASAKI JDO RACING T	KAWASAKI	5	STCK1000	1:50.971	5.928	2.289	8	6	89,495
10	38		OLA NESBAKKEN	TEAM HONDA LAGLISSE	HONDA	6	STCK1000	1:52.412	7.369	1.441	13	13	108,046
11	4		JAVIER ARTIME	TEAM HONDA LAGLISSE		7	STCK1000	1:52.710	7.667	0.298	15	14	124,554
12	9		CHARLES AUBRIE	TEAM RLD RACING	HONDA	8	STCK1000	1:53.276	8.233	0.566	10	10	85,870
13	92		JULIO DOMINGUEZ	TEAM HONDA LAGLISSE	HONDA	9	STCK1000	1:54.227	9.184	0.951	13	12	107,105

Nº Corredor: 1, Nombre: STEVEN ODENDAAL, Mejor Tiempo: 1:45.043, Velocidad Media: 147,814 Km/h

Estado de la pista: **Seco**

Director: Sara Blanco

Hora de publicación: _____

<https://jcy-cronometraje.com/>

Cronometrador: Juan Carlos Jodra



Hora de impresión: 09/05/2026 10:22

SBK ENTRENAMIENTO LIBRE 3

ANÁLISIS VUELTA A VUELTA CON SECTORES

1 STEVEN ODENDAAL Clase: SBK

Vta.	Tiempo	Sec.1	Sec.2	Sec.3	Sec.4	Km/h	T.Transc.
1	1:53.017		24.071	31.975	24.936	218.57	2:32.767
2	1:45.096	25.436	23.663	31.397	24.600	295.45	4:17.863
3	1:45.549	25.385	23.786	31.808	24.570	295.45	6:03.412
4	1:45.103	25.392	23.751	31.355	24.605	293.42	7:48.515
5	1:45.043	25.367	23.654	31.329	24.693	297.50	9:33.558
6	1:45.423	25.474	23.685	31.604	24.660	297.50	11:18.981
7	1:46.010	25.415	23.788	31.548	25.259	297.50	13:04.991
8	Pit OUT	26.818	24.108	32.333		297.50	23:55.354
9	1:52.459		24.294	31.864	24.838	223.13	25:47.813
10	1:45.060	25.239	23.675	31.495	24.651	297.50	27:32.873
11	1:45.201	25.338	23.885	31.325	24.653	293.42	29:18.074

4 JAVIER ARTIME Clase: STCK1000

Vta.	Tiempo	Sec.1	Sec.2	Sec.3	Sec.4	Km/h	T.Transc.
1	2:07.679		27.381	35.366	27.544	187.89	3:08.982
2	1:56.418	27.945	26.400	35.250	26.823	258.07	5:05.400
3	1:54.974	27.676	25.947	34.529	26.822	259.64	7:00.374
4	1:54.234	27.421	26.039	34.272	26.502	266.09	8:54.608
5	1:53.938	27.486	25.990	34.061	26.401	267.75	10:48.546
6	2:16.357	41.704	31.446	36.210	26.997	226.67	13:04.903
7	2:04.417	31.789	27.614	37.598	27.416	266.09	15:09.320
8	1:56.425	27.685	27.706	34.627	26.407	255.00	17:05.745
9	1:55.045	28.412	25.798	34.525	26.310	267.75	19:00.790
10	1:53.869	27.379	25.870	34.199	26.421	269.43	20:54.659
11	2:26.788	37.161	38.547	40.080	31.000	243.41	23:21.447
12	2:05.172	28.960	28.325	39.653	28.234	252.00	25:26.619
13	1:57.672	28.794	25.991	36.144	26.743	252.00	27:24.291
14	1:52.710	27.048	25.769	33.829	26.064	271.14	29:17.001
15	1:52.888	27.260	25.611	33.699		264.44	31:09.889

9 CHARLES AUBRIE Clase: STCK1000

Vta.	Tiempo	Sec.1	Sec.2	Sec.3	Sec.4	Km/h	T.Transc.
1	2:03.108		26.656	34.616	27.111	192.97	3:11.740
2	1:55.175	28.058	26.071	34.265	26.781	253.49	5:06.915
3	1:56.078	29.471	26.027	33.869	26.711	250.53	7:02.993
4	1:54.832	27.617	25.896	34.349	26.970	258.07	8:57.825
5	Pit OUT	27.354	25.812	34.266		258.07	16:16.247
6	2:03.329		26.449	34.440	26.983	198.33	18:19.576
7	Pit OUT	28.046	26.003	39.990		258.07	24:19.614
8	2:01.169		25.898	34.458	26.678	198.33	26:20.783
9	1:54.114	27.719	25.660	33.994	26.741	262.82	28:14.897
10	1:53.276	27.547	25.490	33.396	26.843	266.09	30:08.173

13 VILLE VALTONEN Clase: STCK1000

Vta.	Tiempo	Sec.1	Sec.2	Sec.3	Sec.4	Km/h	T.Transc.
1	2:01.681		26.038	33.788	26.075	182.30	3:01.863
2	1:49.120	26.575	24.640	32.383	25.522	287.52	4:50.983
3	1:48.709	26.356	24.883	32.229	25.241	287.52	6:39.692
4	1:48.202	26.298	24.419	32.092	25.393	285.60	8:27.894
5	1:48.458	26.286	24.438	32.368	25.366	295.45	10:16.352
6	1:48.060	26.147	24.344	32.078	25.491	291.43	12:04.412
7	Pit OUT	29.947	28.984	38.299		295.45	21:51.160
8	2:03.511		25.433	33.431	25.691	131.01	23:54.671
9	1:48.903	26.310	24.680	32.351	25.562	289.46	25:43.574
10	1:48.213	26.059	24.266	32.409	25.479	291.43	27:31.787
11	1:48.374	26.164	24.598	32.266	25.346	287.52	29:20.161
12	1:49.903	26.171	24.487	32.937		287.52	31:10.064

37 MAURO GONZALEZ Clase: STCK1000

Vta.	Tiempo	Sec.1	Sec.2	Sec.3	Sec.4	Km/h	T.Transc.
1	Pit OUT		31.925	36.130		214.20	8:10.635
2	Pit OUT		27.774	37.785		214.20	15:01.552
3	1:59.015		26.014	33.858	25.761	195.62	17:00.567
4	1:52.316	28.726	24.633	33.402	25.555	283.71	18:52.883
5	1:48.425	26.404	24.445	32.232	25.344	283.71	20:41.308
6	1:48.168	26.143	24.393	32.386	25.246	291.43	22:29.476
7	1:50.874	26.173	24.365	35.005	25.331	289.46	24:20.350
8	1:47.782	26.158	24.320	32.043	25.261	287.52	26:08.132
9	1:51.415	28.930	24.595	32.619	25.271	291.43	27:59.547
10	2:26.606	26.116	24.164	31.929	64.397	289.46	30:26.153

38 OLA NESBAKKEN Clase: STCK1000

Vta.	Tiempo	Sec.1	Sec.2	Sec.3	Sec.4	Km/h	T.Transc.
1	2:07.198		26.481	35.536	27.063	168.00	3:06.063
2	1:54.762	28.133	25.768	34.521	26.340	253.49	5:00.825
3	1:54.215	27.680	25.893	34.372	26.270	256.53	6:55.040
4	1:54.632	27.642	25.325	35.376	26.289	259.64	8:49.672
5	1:52.940	27.501	25.357	34.075	26.007	262.82	10:42.612
6	1:52.965	27.233	25.505	34.218	26.009	261.22	12:35.577
7	1:52.434	27.083	25.460	33.922	25.969	262.82	14:28.011
8	Pit OUT	29.216	26.366	35.917		262.82	21:30.606
9	2:05.417		26.275	34.801	26.371	151.38	23:36.023
10	1:53.951	27.605	26.160	34.125	26.061	258.07	25:29.974
11	1:53.320	27.266	25.335	34.635	26.084	267.75	27:23.294
12	1:52.473	27.181	25.380	33.919	25.993	264.44	29:15.767
13	1:52.412	26.980	25.417	34.087		272.87	31:08.179

SBK ENTRENAMIENTO LIBRE 3

40 ROMAN RAMOS Clase: SBK

Vta.	Tiempo	Sec.1	Sec.2	Sec.3	Sec.4	Km/h	T.Transc.
1	1:56.925		24.831	32.338	25.123	211.03	2:12.525
2	1:47.519	25.979	23.918	31.800	25.822	274.62	4:00.044
3	1:46.551	25.731	23.913	31.900	25.007	280.00	5:46.595
4	Pit OUT	25.761	29.627	36.631		283.71	13:41.427
5	1:53.128		24.090	31.919	25.352	213.13	15:34.555
6	1:46.057	25.660	23.791	31.591	25.015	285.60	17:20.612
7	Pit OUT	27.014	24.408	32.206		285.60	24:11.942
8	1:53.248		24.379	31.960	25.084	217.46	26:05.190
9	1:46.515	25.807	23.961	31.726	25.021	280.00	27:51.705
10	1:47.111	25.714	23.985	31.797	25.615	280.00	29:38.816
11	1:46.309	25.687	23.901	31.567	25.154	283.71	31:25.125

61 JAVIER DEL OLMO Clase: STCK1000

Vta.	Tiempo	Sec.1	Sec.2	Sec.3	Sec.4	Km/h	T.Transc.
1	2:01.998		26.066	34.108	26.676	167.34	2:21.465
2	1:52.814	27.552	25.303	33.315	26.644	269.43	4:14.279
3	1:52.645	27.278	25.263	33.766	26.338	271.14	6:06.924
4	Pit OUT	27.321	25.558	33.861		276.39	15:34.350
5	1:59.591		25.565	33.615	26.219	175.57	17:33.941
6	1:50.971	26.906	24.806	32.983	26.276	274.62	19:24.912
7	1:51.595	26.871	24.931	33.230	26.563	278.18	21:16.507
8	1:51.437	26.956	25.065	33.343	26.073	276.39	23:07.944

67 ANTON EREMIN Clase: STCK1000

Vta.	Tiempo	Sec.1	Sec.2	Sec.3	Sec.4	Km/h	T.Transc.
1	1:58.219		25.805	33.186	25.774	204.00	3:04.744
2	1:49.925	27.169	24.627	32.688	25.441	269.43	4:54.669
3	1:49.419	26.755	24.583	32.650	25.431	266.09	6:44.088
4	1:49.027	26.832	24.395	32.421	25.379	266.09	8:33.115
5	Pit OUT	26.811	24.479	32.974		269.43	15:33.133
6	1:56.393		24.589	32.631	25.457	180.00	17:29.526
7	1:49.008	26.842	24.391	32.385	25.390	271.14	19:18.534
8	1:50.931	26.836	24.646	33.604	25.845	267.75	21:09.465
9	1:48.659	26.574	24.376	32.459	25.250	274.62	22:58.124
10	1:48.573	26.547	24.278	32.351	25.397	274.62	24:46.697
11	1:51.557	26.602	24.441	33.577	26.937	271.14	26:38.254

75 IVO LOPES Clase: SBK

Vta.	Tiempo	Sec.1	Sec.2	Sec.3	Sec.4	Km/h	T.Transc.
1	1:55.665		24.591	32.472	25.065	206.96	2:42.061
2	Pit OUT	25.592	24.098	32.283		283.71	5:17.956
3	1:52.384		25.200	31.906	24.864	221.97	7:10.340
4	1:47.022	26.246	24.007	31.728	25.041	289.46	8:57.362
5	1:46.946	25.691	24.087	31.624	25.544	285.60	10:44.308
6	1:45.826	25.646	23.935	31.511	24.734	289.46	12:30.134
7	1:46.697	25.433	23.735	31.551	25.978	291.43	14:16.831
8	Pit OUT	26.753	24.511	32.642		291.43	20:31.837
9	1:54.343		24.885	32.109	25.215	208.98	22:26.180
10	1:46.166	25.807	23.920	31.619	24.820	283.71	24:12.346
11	1:45.667	25.409	23.960	31.527	24.771	289.46	25:58.013
12	1:45.885	25.416	23.900	31.752	24.817	287.52	27:43.898
13	1:55.339	29.388	24.582	36.306	25.063	269.43	29:39.237
14	1:46.374	25.751	24.064	31.669	24.890	291.43	31:25.611

92 JULIO DOMINGUEZ Clase: STCK1000

Vta.	Tiempo	Sec.1	Sec.2	Sec.3	Sec.4	Km/h	T.Transc.
1	2:05.270		26.643	35.846	27.370	190.40	3:10.367
2	2:00.662	28.505	26.109	38.810	27.238	249.07	5:11.029
3	1:58.372	28.402	27.905	35.070	26.995	246.21	7:09.401
4	1:55.351	28.277	25.849	34.301	26.924	250.53	9:04.752
5	2:01.572	33.047	26.556	35.019	26.950	256.53	11:06.324
6	1:55.481	28.150	26.088	34.298	26.945	250.53	13:01.805
7	2:03.736	32.784	28.242	35.629	27.081	244.80	15:05.541
8	1:54.235	27.963	25.474	34.207	26.591	249.07	16:59.776
9	Pit OUT	33.949	28.347	35.157		256.53	23:35.650
10	2:01.926		26.423	34.712	27.509	195.62	25:37.576
11	1:58.051	28.141	25.524	34.038	30.348	252.00	27:35.627
12	1:54.227	27.867	25.360	34.176	26.824	259.64	29:29.854
13	1:54.727	28.104	25.674	34.134	26.815	244.80	31:24.581

96 PACO MORALES Clase: STCK1000

Vta.	Tiempo	Sec.1	Sec.2	Sec.3	Sec.4	Km/h	T.Transc.
1	1:58.188		25.161	33.159	26.028	202.08	2:40.089
2	1:49.904	26.459	24.636	33.217	25.592	276.39	4:29.993
3	1:50.950	26.236	25.229	33.732	25.753	287.52	6:20.943
4	1:49.270	26.522	24.755	32.437	25.556	289.46	8:10.213
5	Pit OUT	26.404	24.746	32.760		289.46	11:39.748
6	1:58.129		25.254	33.321	25.624	197.42	13:37.877
7	1:48.931	26.238	24.577	32.678	25.438	289.46	15:26.808
8	1:48.682	26.091	24.534	32.686	25.371	287.52	17:15.490

SBK ENTRENAMIENTO LIBRE 3

CLASIFICACIÓN POR SECTORES

Sector – 1				Sector – 2				Sector – 3				Sector – 4			
P.	Nº	Nombre	T Sector	P.	Nº	Nombre	T Sector	P.	Nº	Nombre	T Sector	P.	Nº	Nombre	T Sector
1	1	STEVEN ODENDAAL	25.239	1	1	STEVEN ODENDAAL	23.654	1	1	STEVEN ODENDAAL	31.325	1	1	STEVEN ODENDAAL	24.570
2	75	IVO LOPES	25.409	2	75	IVO LOPES	23.735	2	75	IVO LOPES	31.511	2	75	IVO LOPES	24.734
3	40	ROMAN RAMOS	25.660	3	40	ROMAN RAMOS	23.791	3	40	ROMAN RAMOS	31.567	3	40	ROMAN RAMOS	25.007
4	13	VILLE VALTONEN	26.059	4	37	MAURO GONZALEZ	24.164	4	37	MAURO GONZALEZ	31.929	4	13	VILLE VALTONEN	25.241
5	96	PACO MORALES	26.091	5	13	VILLE VALTONEN	24.266	5	13	VILLE VALTONEN	32.078	5	37	MAURO GONZALEZ	25.246
6	37	MAURO GONZALEZ	26.116	6	67	ANTON EREMIN	24.278	6	67	ANTON EREMIN	32.351	6	67	ANTON EREMIN	25.250
7	67	ANTON EREMIN	26.547	7	96	PACO MORALES	24.534	7	96	PACO MORALES	32.437	7	96	PACO MORALES	25.371
8	61	JAVIER DEL OLMO	26.871	8	61	JAVIER DEL OLMO	24.806	8	61	JAVIER DEL OLMO	32.983	8	38	OLA NESBAKKEN	25.969
9	38	OLA NESBAKKEN	26.980	9	38	OLA NESBAKKEN	25.325	9	9	CHARLES AUBRIE	33.396	9	4	JAVIER ARTIME	26.064
10	4	JAVIER ARTIME	27.048	10	92	JULIO DOMINGUEZ	25.360	10	4	JAVIER ARTIME	33.699	10	61	JAVIER DEL OLMO	26.073
11	9	CHARLES AUBRIE	27.354	11	9	CHARLES AUBRIE	25.490	11	38	OLA NESBAKKEN	33.919	11	92	JULIO DOMINGUEZ	26.591
12	92	JULIO DOMINGUEZ	27.867	12	4	JAVIER ARTIME	25.611	12	92	JULIO DOMINGUEZ	34.038	12	9	CHARLES AUBRIE	26.678

Tiempo de vuelta ideal: 1:44.788

SBK ENTRENAMIENTO LIBRE 3

ANÁLISIS VUELTA A VUELTA — SECTORES Y TIEMPOS ACUMULADOS

1 STEVEN ODENDAAL Clase: SBK

Vta.	Sec.1	Sec.2	Sec.3	Sec.4	IP1	IP2	IP3	Tiempo
1		24.071	31.975	24.936		24.071	56.046	1:53.017
2	25.436	23.663	31.397	24.600	25.436	49.099	1:20.496	1:45.096
3	25.385	23.786	31.808	24.570	25.385	49.171	1:20.979	1:45.549
4	25.392	23.751	31.355	24.605	25.392	49.143	1:20.498	1:45.103
5	25.367	23.654	31.329	24.693	25.367	49.021	1:20.350	1:45.043
6	25.474	23.685	31.604	24.660	25.474	49.159	1:20.763	1:45.423
7	25.415	23.788	31.548	25.259	25.415	49.203	1:20.751	1:46.010
8	26.818	24.108	32.333		26.818	50.926	1:23.259	Pit 1:23.259
9		24.294	31.864	24.838		24.294	56.158	1:52.459
10	25.239	23.675	31.495	24.651	25.239	48.914	1:20.409	1:45.060
11	25.338	23.885	31.325	24.653	25.338	49.223	1:20.548	1:45.201

4 JAVIER ARTIME Clase: STCK1000

Vta.	Sec.1	Sec.2	Sec.3	Sec.4	IP1	IP2	IP3	Tiempo
1		27.381	35.366	27.544		27.381	1:02.747	2:07.679
2	27.945	26.400	35.250	26.823	27.945	54.345	1:29.595	1:56.418
3	27.676	25.947	34.529	26.822	27.676	53.623	1:28.152	1:54.974
4	27.421	26.039	34.272	26.502	27.421	53.460	1:27.732	1:54.234
5	27.486	25.990	34.061	26.401	27.486	53.476	1:27.537	1:53.938
6	41.704	31.446	36.210	26.997	41.704	1:13.150	1:49.360	2:16.357
7	31.789	27.614	37.598	27.416	31.789	59.403	1:37.001	2:04.417
8	27.685	27.706	34.627	26.407	27.685	55.391	1:30.018	1:56.425
9	28.412	25.798	34.525	26.310	28.412	54.210	1:28.735	1:55.045
10	27.379	25.870	34.199	26.421	27.379	53.249	1:27.448	1:53.869
11	37.161	38.547	40.080	31.000	37.161	1:15.708	1:55.788	2:26.788
12	28.960	28.325	39.653	28.234	28.960	57.285	1:36.938	2:05.172
13	28.794	25.991	36.144	26.743	28.794	54.785	1:30.929	1:57.672
14	27.048	25.769	33.829	26.064	27.048	52.817	1:26.646	1:52.710
15	27.260	25.611	33.699		27.260	52.871	1:26.570	1:52.888

9 CHARLES AUBRIE Clase: STCK1000

Vta.	Sec.1	Sec.2	Sec.3	Sec.4	IP1	IP2	IP3	Tiempo
1		26.656	34.616	27.111		26.656	1:01.272	2:03.108
2	28.058	26.071	34.265	26.781	28.058	54.129	1:28.394	1:55.175
3	29.471	26.027	33.869	26.711	29.471	55.498	1:29.367	1:56.078
4	27.617	25.896	34.349	26.970	27.617	53.513	1:27.862	1:54.832
5	27.354	25.812	34.266		27.354	53.166	1:27.432	Pit 1:27.432
6		26.449	34.440	26.983		26.449	1:00.889	2:03.329
7	28.046	26.003	39.990		28.046	54.049	1:34.039	Pit 1:34.039
8		25.898	34.458	26.678		25.898	1:00.356	2:01.169
9	27.719	25.660	33.994	26.741	27.719	53.379	1:27.373	1:54.114
10	27.547	25.490	33.396	26.843	27.547	53.037	1:26.433	1:53.276

13 VILLE VALTONEN Clase: STCK1000

Vta.	Sec.1	Sec.2	Sec.3	Sec.4	IP1	IP2	IP3	Tiempo
1		26.038	33.788	26.075		26.038	59.826	2:01.681
2	26.575	24.640	32.383	25.522	26.575	51.215	1:23.598	1:49.120
3	26.356	24.883	32.229	25.241	26.356	51.239	1:23.468	1:48.709
4	26.298	24.419	32.092	25.393	26.298	50.717	1:22.809	1:48.202
5	26.286	24.438	32.368	25.366	26.286	50.724	1:23.092	1:48.458
6	26.147	24.344	32.078	25.491	26.147	50.491	1:22.569	1:48.060
7	29.947	28.984	38.299	29.947	29.947	58.931	1:37.230	Pit 1:37.230
8		25.433	33.431	25.691		25.433	58.864	2:03.511
9	26.310	24.680	32.351	25.562	26.310	50.990	1:23.341	1:48.903
10	26.059	24.266	32.409	25.479	26.059	50.325	1:22.734	1:48.213
11	26.164	24.598	32.266	25.346	26.164	50.762	1:23.028	1:48.374
12	26.171	24.487	32.937		26.171	50.658	1:23.595	1:49.903

37 MAURO GONZALEZ Clase: STCK1000

Vta.	Sec.1	Sec.2	Sec.3	Sec.4	IP1	IP2	IP3	Tiempo
1		31.925	36.130			31.925	1:08.055	Pit 1:08.055
2		27.774	37.785			27.774	1:05.559	Pit 1:05.559
3		26.014	33.858	25.761		26.014	59.872	1:59.015
4	28.726	24.633	33.402	25.555	28.726	53.359	1:26.761	1:52.316
5	26.404	24.445	32.232	25.344	26.404	50.849	1:23.081	1:48.425
6	26.143	24.393	32.386	25.246	26.143	50.536	1:22.922	1:48.168
7	26.173	24.365	35.005	25.331	26.173	50.538	1:25.543	1:50.874
8	26.158	24.320	32.043	25.261	26.158	50.478	1:22.521	1:47.782
9	28.930	24.595	32.619	25.271	28.930	53.525	1:26.144	1:51.415
10	26.116	24.164	31.929	24.397	26.116	50.280	1:22.209	2:26.606

38 OLA NESBAKKEN Clase: STCK1000

Vta.	Sec.1	Sec.2	Sec.3	Sec.4	IP1	IP2	IP3	Tiempo
1		26.481	35.536	27.063		26.481	1:02.017	2:07.198
2	28.133	25.768	34.521	26.340	28.133	53.901	1:28.422	1:54.762
3	27.680	25.893	34.372	26.270	27.680	53.573	1:27.945	1:54.215
4	27.642	25.325	35.376	26.289	27.642	52.967	1:28.343	1:54.632
5	27.501	25.357	34.075	26.007	27.501	52.858	1:26.933	1:52.940
6	27.233	25.505	34.218	26.009	27.233	52.738	1:26.956	1:52.965
7	27.083	25.460	33.922	25.969	27.083	52.543	1:26.465	1:52.434
8	29.216	26.366	35.917		29.216	55.582	1:31.499	Pit 1:31.499
9		26.275	34.801	26.371		26.275	1:01.076	2:05.417
10	27.605	26.160	34.125	26.061	27.605	53.765	1:27.890	1:53.951
11	27.266	25.335	34.635	26.084	27.266	52.601	1:27.236	1:53.320
12	27.181	25.380	33.919	25.993	27.181	52.561	1:26.480	1:52.473
13	26.980	25.417	34.087		26.980	52.397	1:26.484	1:52.412

SBK ENTRENAMIENTO LIBRE 3

40 ROMAN RAMOS Clase: SBK

Vta.	Sec.1	Sec.2	Sec.3	Sec.4	IP1	IP2	IP3	Tiempo
1		24.831	32.338	25.123		24.831	57.169	1:56.925
2	25.979	23.918	31.800	25.822	25.979	49.897	1:21.697	1:47.519
3	25.731	23.913	31.900	25.007	25.731	49.644	1:21.544	1:46.551
4	25.761	29.627	36.631		25.761	55.388	1:32.019	Pit 1:32.019
5		24.090	31.919	25.352		24.090	56.009	1:53.128
6	25.660	23.791	31.591	25.015	25.660	49.451	1:21.042	1:46.057
7	27.014	24.408	32.206		27.014	51.422	1:23.628	Pit 1:23.628
8		24.379	31.960	25.084		24.379	56.339	1:53.248
9	25.807	23.961	31.726	25.021	25.807	49.768	1:21.494	1:46.515
10	25.714	23.985	31.797	25.615	25.714	49.699	1:21.496	1:47.111
11	25.687	23.901	31.567	25.154	25.687	49.588	1:21.155	1:46.309

61 JAVIER DEL OLMO Clase: STCK1000

Vta.	Sec.1	Sec.2	Sec.3	Sec.4	IP1	IP2	IP3	Tiempo
1		26.066	34.108	26.676		26.066	1:00.174	2:01.998
2	27.552	25.303	33.315	26.644	27.552	52.855	1:26.170	1:52.814
3	27.278	25.263	33.766	26.338	27.278	52.541	1:26.307	1:52.645
4	27.321	25.558	33.861		27.321	52.879	1:26.740	Pit 1:26.740
5		25.565	33.615	26.219		25.565	59.180	1:59.591
6	26.906	24.806	32.983	26.276	26.906	51.712	1:24.695	1:50.971
7	26.871	24.931	33.230	26.563	26.871	51.802	1:25.032	1:51.595
8	26.956	25.065	33.343	26.073	26.956	52.021	1:25.364	1:51.437

67 ANTON EREMIN Clase: STCK1000

Vta.	Sec.1	Sec.2	Sec.3	Sec.4	IP1	IP2	IP3	Tiempo
1		25.805	33.186	25.774		25.805	58.991	1:58.219
2	27.169	24.627	32.688	25.441	27.169	51.796	1:24.484	1:49.925
3	26.755	24.583	32.650	25.431	26.755	51.338	1:23.988	1:49.419
4	26.832	24.395	32.421	25.379	26.832	51.227	1:23.648	1:49.027
5	26.811	24.479	32.974		26.811	51.290	1:24.264	Pit 1:24.264
6		24.589	32.631	25.457		24.589	57.220	1:56.393
7	26.842	24.391	32.385	25.390	26.842	51.233	1:23.618	1:49.008
8	26.836	24.646	33.604	25.845	26.836	51.482	1:25.086	1:50.931
9	26.574	24.376	32.459	25.250	26.574	50.950	1:23.409	1:48.659
10	26.547	24.278	32.351	25.397	26.547	50.825	1:23.176	1:48.573
11	26.602	24.441	33.577	26.937	26.602	51.043	1:24.620	1:51.557

75 IVO LOPES Clase: SBK

Vta.	Sec.1	Sec.2	Sec.3	Sec.4	IP1	IP2	IP3	Tiempo
1		24.591	32.472	25.065		24.591	57.063	1:55.665
2	25.592	24.098	32.283		25.592	49.690	1:21.973	Pit 1:21.973
3		25.200	31.906	24.864		25.200	57.106	1:52.384
4	26.246	24.007	31.728	25.041	26.246	50.253	1:21.981	1:47.022
5	25.691	24.087	31.624	25.544	25.691	49.778	1:21.402	1:46.946
6	25.646	23.935	31.511	24.734	25.646	49.581	1:21.092	1:45.826
7	25.433	23.735	31.551	25.978	25.433	49.168	1:20.719	1:46.697
8	26.753	24.511	32.642		26.753	51.264	1:23.906	Pit 1:23.906
9		24.885	32.109	25.215		24.885	56.994	1:54.343
10	25.807	23.920	31.619	24.820	25.807	49.727	1:21.346	1:46.166
11	25.409	23.960	31.527	24.771	25.409	49.369	1:20.896	1:45.667
12	25.416	23.900	31.752	24.817	25.416	49.316	1:21.068	1:45.885
13	29.388	24.582	36.306	25.063	29.388	53.970	1:30.276	1:55.339
14	25.751	24.064	31.669	24.890	25.751	49.815	1:21.484	1:46.374

92 JULIO DOMINGUEZ Clase: STCK1000

Vta.	Sec.1	Sec.2	Sec.3	Sec.4	IP1	IP2	IP3	Tiempo
1		26.643	35.846	27.370		26.643	1:02.489	2:05.270
2	28.505	26.109	38.810	27.238	28.505	54.614	1:33.424	2:00.662
3	28.402	27.905	35.070	26.995	28.402	56.307	1:31.377	1:58.372
4	28.277	25.849	34.301	26.924	28.277	54.126	1:28.427	1:55.351
5	33.047	26.556	35.019	26.950	33.047	59.603	1:34.622	2:01.572
6	28.150	26.088	34.298	26.945	28.150	54.238	1:28.536	1:55.481
7	32.784	28.242	35.629	27.081	32.784	1:01.026	1:36.655	2:03.736
8	27.963	25.474	34.207	26.591	27.963	53.437	1:27.644	1:54.235
9	33.949	28.347	35.157		33.949	1:02.296	1:37.453	Pit 1:37.453
10		26.423	34.712	27.509		26.423	1:01.135	2:01.926
11	28.141	25.524	34.038	30.348	28.141	53.665	1:27.703	1:58.051
12	27.867	25.360	34.176	26.824	27.867	53.227	1:27.403	1:54.227
13	28.104	25.674	34.134	26.815	28.104	53.778	1:27.912	1:54.727

96 PACO MORALES Clase: STCK1000

Vta.	Sec.1	Sec.2	Sec.3	Sec.4	IP1	IP2	IP3	Tiempo
1		25.161	33.159	26.028		25.161	58.320	1:58.188
2	26.459	24.636	33.217	25.592	26.459	51.095	1:24.312	1:49.904
3	26.236	25.229	33.732	25.753	26.236	51.465	1:25.197	1:50.950
4	26.522	24.755	32.437	25.556	26.522	51.277	1:23.714	1:49.270
5	26.404	24.746	32.760		26.404	51.150	1:23.910	Pit 1:23.910
6		25.254	33.321	25.624		25.254	58.575	1:58.129
7	26.238	24.577	32.678	25.438	26.238	50.815	1:23.493	1:48.931
8	26.091	24.534	32.686	25.371	26.091	50.625	1:23.311	1:48.682

SBK
ENTRENAMIENTO LIBRE 3

40 MEJORES VUELTAS

Nº	Nombre	Clase	Tiempo	En Vuelta
1	STEVEN ODENDAAL	SBK	1:45.043	5
1	STEVEN ODENDAAL	SBK	1:45.060	10
1	STEVEN ODENDAAL	SBK	1:45.096	2
1	STEVEN ODENDAAL	SBK	1:45.103	4
1	STEVEN ODENDAAL	SBK	1:45.201	11
1	STEVEN ODENDAAL	SBK	1:45.423	6
1	STEVEN ODENDAAL	SBK	1:45.549	3
75	IVO LOPES	SBK	1:45.667	11
75	IVO LOPES	SBK	1:45.826	6
75	IVO LOPES	SBK	1:45.885	12
1	STEVEN ODENDAAL	SBK	1:46.010	7
40	ROMAN RAMOS	SBK	1:46.057	6
75	IVO LOPES	SBK	1:46.166	10
40	ROMAN RAMOS	SBK	1:46.309	11
75	IVO LOPES	SBK	1:46.374	14
40	ROMAN RAMOS	SBK	1:46.515	9
40	ROMAN RAMOS	SBK	1:46.551	3
75	IVO LOPES	SBK	1:46.697	7
75	IVO LOPES	SBK	1:46.946	5
75	IVO LOPES	SBK	1:47.022	4
40	ROMAN RAMOS	SBK	1:47.111	10
40	ROMAN RAMOS	SBK	1:47.519	2
37	MAURO GONZALEZ	STCK1000	1:47.782	8
13	VILLE VALTONEN	STCK1000	1:48.060	6
37	MAURO GONZALEZ	STCK1000	1:48.168	6
13	VILLE VALTONEN	STCK1000	1:48.202	4
13	VILLE VALTONEN	STCK1000	1:48.213	10
13	VILLE VALTONEN	STCK1000	1:48.374	11
37	MAURO GONZALEZ	STCK1000	1:48.425	5
13	VILLE VALTONEN	STCK1000	1:48.458	5
67	ANTON EREMIN	STCK1000	1:48.573	10
67	ANTON EREMIN	STCK1000	1:48.659	9
96	PACO MORALES	STCK1000	1:48.682	8
13	VILLE VALTONEN	STCK1000	1:48.709	3
13	VILLE VALTONEN	STCK1000	1:48.903	9
96	PACO MORALES	STCK1000	1:48.931	7
67	ANTON EREMIN	STCK1000	1:49.008	7
67	ANTON EREMIN	STCK1000	1:49.027	4
13	VILLE VALTONEN	STCK1000	1:49.120	2
96	PACO MORALES	STCK1000	1:49.270	4

SBK ENTRENAMIENTO LIBRE 3

TOP 5 MEJORES VUELTAS

Nº	Nombre	Clase	V1	V2	V3	V4	V5
1	STEVEN ODENDAAL	SBK	1:45.043	1:45.060	1:45.096	1:45.103	1:45.201
75	IVO LOPES	SBK	1:45.667	1:45.826	1:45.885	1:46.166	1:46.374
40	ROMAN RAMOS	SBK	1:46.057	1:46.309	1:46.515	1:46.551	1:47.111
37	MAURO GONZALEZ	STCK1000	1:47.782	1:48.168	1:48.425	1:50.874	1:51.415
13	VILLE VALTONEN	STCK1000	1:48.060	1:48.202	1:48.213	1:48.374	1:48.458
67	ANTON EREMIN	STCK1000	1:48.573	1:48.659	1:49.008	1:49.027	1:49.419
96	PACO MORALES	STCK1000	1:48.682	1:48.931	1:49.270	1:49.904	1:50.950
61	JAVIER DEL OLMO	STCK1000	1:50.971	1:51.437	1:51.595	1:52.645	1:52.814
38	OLA NESBAKKEN	STCK1000	1:52.412	1:52.434	1:52.473	1:52.940	1:52.965
4	JAVIER ARTIME	STCK1000	1:52.710	1:52.888	1:53.869	1:53.938	1:54.234
9	CHARLES AUBRIE	STCK1000	1:53.276	1:54.114	1:54.832	1:55.175	1:56.078
92	JULIO DOMINGUEZ	STCK1000	1:54.227	1:54.235	1:54.727	1:55.351	1:55.481

SBK ENTRENAMIENTO LIBRE 3

40 MEJORES VELOCIDADES

Nº	Nombre	Clase	Velocidad	En V.	Tiempo sesión
1	STEVEN ODENDAAL	SBK	297.500	5	9:33.558
1	STEVEN ODENDAAL	SBK	297.500	6	11:18.981
1	STEVEN ODENDAAL	SBK	297.500	7	13:04.991
1	STEVEN ODENDAAL	SBK	297.500	8	23:55.354
1	STEVEN ODENDAAL	SBK	297.500	10	27:32.873
1	STEVEN ODENDAAL	SBK	295.450	2	4:17.863
1	STEVEN ODENDAAL	SBK	295.450	3	6:03.412
13	VILLE VALTONEN	STCK1000	295.450	5	10:16.352
13	VILLE VALTONEN	STCK1000	295.450	7	21:51.160
1	STEVEN ODENDAAL	SBK	293.420	4	7:48.515
1	STEVEN ODENDAAL	SBK	293.420	11	29:18.074
13	VILLE VALTONEN	STCK1000	291.430	6	12:04.412
13	VILLE VALTONEN	STCK1000	291.430	10	27:31.787
37	MAURO GONZALEZ	STCK1000	291.430	6	22:29.476
37	MAURO GONZALEZ	STCK1000	291.430	9	27:59.547
75	IVO LOPES	SBK	291.430	7	14:16.831
75	IVO LOPES	SBK	291.430	8	20:31.837
75	IVO LOPES	SBK	291.430	14	31:25.611
13	VILLE VALTONEN	STCK1000	289.460	9	25:43.574
37	MAURO GONZALEZ	STCK1000	289.460	7	24:20.350
37	MAURO GONZALEZ	STCK1000	289.460	10	30:26.153
75	IVO LOPES	SBK	289.460	4	8:57.362
75	IVO LOPES	SBK	289.460	6	12:30.134
75	IVO LOPES	SBK	289.460	11	25:58.013
96	PACO MORALES	STCK1000	289.460	4	8:10.213
96	PACO MORALES	STCK1000	289.460	5	11:39.748
96	PACO MORALES	STCK1000	289.460	7	15:26.808
13	VILLE VALTONEN	STCK1000	287.520	2	4:50.983
13	VILLE VALTONEN	STCK1000	287.520	3	6:39.692
13	VILLE VALTONEN	STCK1000	287.520	11	29:20.161
13	VILLE VALTONEN	STCK1000	287.520	12	31:10.064
37	MAURO GONZALEZ	STCK1000	287.520	8	26:08.132
75	IVO LOPES	SBK	287.520	12	27:43.898
96	PACO MORALES	STCK1000	287.520	3	6:20.943
96	PACO MORALES	STCK1000	287.520	8	17:15.490
13	VILLE VALTONEN	STCK1000	285.600	4	8:27.894
40	ROMAN RAMOS	SBK	285.600	6	17:20.612
40	ROMAN RAMOS	SBK	285.600	7	24:11.942
75	IVO LOPES	SBK	285.600	5	10:44.308
37	MAURO GONZALEZ	STCK1000	283.710	4	18:52.883

SBK ENTRENAMIENTO LIBRE 3

5 MEJORES VELOCIDADES POR PILOTO

Nº	Nombre	Clase	V1	V2	V3	V4	V5
1	STEVEN ODENDAAL	SBK	297.500	297.500	297.500	297.500	297.500
13	VILLE VALTONEN	STCK1000	295.450	295.450	291.430	291.430	289.460
37	MAURO GONZALEZ	STCK1000	291.430	291.430	289.460	289.460	287.520
75	IVO LOPES	SBK	291.430	291.430	291.430	289.460	289.460
96	PACO MORALES	STCK1000	289.460	289.460	289.460	287.520	287.520
40	ROMAN RAMOS	SBK	285.600	285.600	283.710	283.710	280.000
61	JAVIER DEL OLMO	STCK1000	278.180	276.390	276.390	274.620	271.140
67	ANTON EREMIN	STCK1000	274.620	274.620	271.140	271.140	269.430
38	OLA NESBAKKEN	STCK1000	272.870	267.750	264.440	262.820	262.820
4	JAVIER ARTIME	STCK1000	271.140	269.430	267.750	267.750	266.090
9	CHARLES AUBRIE	STCK1000	266.090	262.820	258.070	258.070	258.070
92	JULIO DOMINGUEZ	STCK1000	259.640	256.530	256.530	252.000	250.530