














SBK ENTRENAMIENTO CRONOMETRADO

Clasificación

Pos	N	Nat	Nombre	Equipo	Vehiculo	PC	Clase	V.Rap.	Dif 1º	Prev.	Vtas	V.	Km/h..
1	1		STEVEN ODENDAAL	NEW2 PROJECT		1	SBK	1:53.706			12	12	97,460
2	75		IVO LOPES	BMW EASYRACE TEAM		2	SBK	1:54.198	0.492	0.492	12	11	98,807
3	57		FRANCISCO J. PALOMERA	TEAM HONDA LAGLISSE	HONDA	3	SBK	1:55.754	2.048	1.556	13	13	107,781
4	40		ROMAN RAMOS	KAWASAKI JDO RACING T	KAWASAKI	4	SBK	1:55.959	2.253	0.205	12	12	97,736
5	37		MAURO GONZALEZ	BMW EASYRACE TEAM		1	STCK1000	1:56.894	3.188	0.935	11	11	92,773
6	96		PACO MORALES	BRITISH CARRERA	HONDA	2	STCK1000	1:58.611	4.905	1.717	13	13	112,715
7	67		ANTON EREMIN	ERNA RACING		3	STCK1000	1:59.272	5.566	0.661	13	13	110,889
8	13		VILLE VALTONEN	TEAM SENSETEC		4	STCK1000	2:00.429	6.723	1.157	7	7	60,049
9	9		CHARLES AUBRIE	TEAM RLD RACING	HONDA	5	STCK1000	2:00.617	6.911	0.188	13	13	108,462
10	61		JAVIER DEL OLMO	KAWASAKI JDO RACING T	KAWASAKI	6	STCK1000	2:02.229	8.523	1.612	15	13	121,783

Desclasificados

EX	4		JAVIER ARTIME	TEAM HONDA LAGLISSE		EX	STCK1000	2:07.391	13.685	5.162	13	12	110,658
EX	38		OLA NESBAKKEN	TEAM HONDA LAGLISSE	HONDA	EX	STCK1000	2:13.347	19.641	5.956	11	11	93,728
EX	92		JULIO DOMINGUEZ	TEAM HONDA LAGLISSE	HONDA	EX	STCK1000	2:15.826	22.120	2.479	13	12	105,529

Nº Corredor: 1, Nombre: STEVEN ODENDAAL, Mejor Tiempo: 1:53.706, Velocidad Media: 136,552 Km/h

Estado de la pista: **MOJADO**

Director: Sara Blanco

Hora de publicación: _____

<https://jcy-cronometraje.com/>

Cronometrador: Juan Carlos Jodra



Hora de impresión: 09/05/2026 12:13

SBK ENTRENAMIENTO CRONOMETRADO

ANÁLISIS VUELTA A VUELTA CON SECTORES

1 STEVEN ODENDAAL Clase: SBK

Vta.	Tiempo	Sec.1	Sec.2	Sec.3	Sec.4	Km/h	T.Transc.
1	2:11.225		27.894	37.342	27.534	143.76	3:06.176
2	2:02.616	32.128	26.934	36.336	27.218	253.49	5:08.792
3	1:58.815	29.236	26.708	35.678	27.193	232.83	7:07.607
4	1:59.899	29.445	26.501	36.239	27.714	230.32	9:07.506
5	Pit OUT	29.283	26.590	37.597		253.49	17:49.186
6	2:16.802		28.516	39.470	28.456	143.28	20:05.988
7	2:03.492	31.350	27.108	37.490	27.544	198.33	22:09.480
8	1:59.267	29.442	26.287	36.758	26.780	231.57	24:08.747
9	1:57.360	28.602	25.933	36.133	26.692	235.38	26:06.107
10	1:57.578	28.616	25.698	36.763	26.501	234.10	28:03.685
11	1:54.386	27.736	25.330	35.223	26.097	250.53	29:58.071
12	1:53.706	27.383	24.974	34.527	26.822	255.00	31:51.777

4 JAVIER ARTIME Clase: STCK1000

Vta.	Tiempo	Sec.1	Sec.2	Sec.3	Sec.4	Km/h	T.Transc.
1	3:15.109		34.877	44.078	32.327	140.92	4:13.350
2	2:21.147	37.407	32.171	41.172	30.397	206.96	6:34.497
3	2:11.324	32.935	29.354	39.205	29.830	215.28	8:45.821
4	2:11.328	31.917	29.570	39.784	30.057	219.69	10:57.149
5	2:09.869	32.029	29.429	38.770	29.641	223.13	13:07.018
6	2:10.922	33.126	29.233	38.793	29.770	224.29	15:17.940
7	2:07.939	31.246	28.790	38.670	29.233	217.46	17:25.879
8	2:08.319	31.157	29.030	38.955	29.177	219.69	19:34.198
9	2:13.457	35.278	29.651	39.541	28.987	199.26	21:47.655
10	2:10.249	31.681	30.664	38.718	29.186	216.36	23:57.904
11	2:08.158	31.306	28.799	38.889	29.164	232.83	26:06.062
12	2:07.391	31.427	28.609	38.273	29.082	217.46	28:13.453
13	2:10.629	33.412	29.112	38.729	29.376	232.83	30:24.082

9 CHARLES AUBRIE Clase: STCK1000

Vta.	Tiempo	Sec.1	Sec.2	Sec.3	Sec.4	Km/h	T.Transc.
1	2:20.773		30.042	40.705	29.911	161.05	3:39.125
2	2:09.191	32.293	28.767	38.606	29.525	227.87	5:48.316
3	2:06.950	31.089	28.341	38.161	29.359	226.67	7:55.266
4	2:05.782	30.734	28.137	37.614	29.297	227.87	10:01.048
5	2:07.415	31.085	28.205	38.269	29.856	225.47	12:08.463
6	2:05.986	30.909	28.088	37.802	29.187	225.47	14:14.449
7	2:05.202	30.334	28.023	37.686	29.159	227.87	16:19.651
8	2:03.623	30.188	27.534	37.246	28.655	230.32	18:23.274
9	Pit OUT	30.270	27.494	37.471		232.83	22:42.763
10	2:13.279		28.172	37.641	29.027	163.51	24:56.042
11	2:02.605	30.005	27.170	37.006	28.424	231.57	26:58.647
12	2:01.742	29.652	27.091	36.659	28.340	236.69	29:00.389
13	2:00.617	29.207	27.007	36.226	28.177	246.21	31:01.006

13 VILLE VALTONEN Clase: STCK1000

Vta.	Tiempo	Sec.1	Sec.2	Sec.3	Sec.4	Km/h	T.Transc.
1	Pit OUT		36.547	47.404		150.32	15:27.781
2	2:21.308		30.849	40.750	28.954	164.77	17:49.089
3	2:04.417	30.421	27.934	37.845	28.217	234.10	19:53.506
4	Pit OUT	30.810	28.276	38.557		234.10	23:57.047
5	2:11.130		27.407	37.588	27.704	167.34	26:08.177
6	2:01.366	29.910	27.099	36.938	27.419	227.87	28:09.543
7	2:00.429	30.697	26.549	36.082	27.101	231.57	30:09.972

37 MAURO GONZALEZ Clase: STCK1000

Vta.	Tiempo	Sec.1	Sec.2	Sec.3	Sec.4	Km/h	T.Transc.
1	2:17.057		29.820	40.110	28.922	164.77	4:00.976
2	2:05.011	30.696	28.309	37.723	28.283	231.57	6:05.987
3	2:03.848	29.944	28.303	37.236	28.365	239.33	8:09.835
4	2:03.963	29.926	27.832	37.507	28.698	247.63	10:13.798
5	2:05.755	31.144	28.256	37.652	28.703	250.53	12:19.553
6	2:04.316	30.338	27.961	37.280	28.737	242.03	14:23.869
7	Pit OUT	31.419	29.021	39.379		250.53	22:36.198
8	2:09.201		27.742	36.587	27.687	165.41	24:45.399
9	2:00.477	29.618	27.150	36.287	27.422	243.41	26:45.876
10	1:58.230	29.106	26.588	35.406	27.130	243.41	28:44.106
11	1:56.894	28.733	26.306	34.884	26.971	249.07	30:41.000

38 OLA NESBAKKEN Clase: STCK1000

Vta.	Tiempo	Sec.1	Sec.2	Sec.3	Sec.4	Km/h	T.Transc.
1	2:44.058		35.057	47.372	34.208	134.72	3:34.974
2	2:23.926	36.180	32.227	43.900	31.619	187.07	5:58.900
3	2:20.461	34.587	31.795	42.916	31.163	202.08	8:19.361
4	Pit OUT	33.863	30.511	43.870		205.96	14:05.938
5	2:41.793		32.696	43.561	32.144	66.94	16:47.731
6	2:20.248	34.817	31.707	42.912	30.812	208.98	19:07.979
7	2:16.030	33.203	30.476	41.768	30.583	218.57	21:24.009
8	2:15.155	32.965	30.369	41.585	30.236	219.69	23:39.164
9	2:13.953	32.602	29.974	41.225	30.152	229.09	25:53.117
10	2:15.775	33.772	30.228	41.435	30.340	203.03	28:08.892
11	2:13.347	32.760	29.741	40.460	30.386	229.09	30:22.239

SBK ENTRENAMIENTO CRONOMETRADO

40 ROMAN RAMOS Clase: SBK

Vta.	Tiempo	Sec.1	Sec.2	Sec.3	Sec.4	Km/h	T.Transc.
1	2:19.123		30.816	39.490	29.107	180.00	3:19.154
2	2:02.706	30.794	27.203	36.914	27.795	216.36	5:21.860
3	2:01.536	29.991	27.593	36.329	27.623	127.76	7:23.396
4	1:59.323	29.362	26.594	35.897	27.470	130.12	9:22.719
5	1:58.006	28.736	26.407	35.635	27.228	242.03	11:20.725
6	1:57.854	28.665	26.383	35.475	27.331	242.03	13:18.579
7	1:58.345	28.831	26.157	35.704	27.653	239.33	15:16.924
8	Pit OUT	28.570	26.316	35.992		246.21	23:36.397
9	2:13.566		27.355	38.292	28.032	107.37	25:49.963
10	2:02.361	30.080	26.684	37.940	27.657	224.29	27:52.324
11	1:58.100	29.078	25.935	36.053	27.034	231.57	29:50.424
12	1:55.959	28.326	25.537	35.756	26.340	242.03	31:46.383

57 FRANCISCO J. PALOMERA Clase: SBK

Vta.	Tiempo	Sec.1	Sec.2	Sec.3	Sec.4	Km/h	T.Transc.
1	2:17.615		29.762	39.101	29.188	165.41	2:52.964
2	2:04.162	31.421	27.751	36.922	28.068	218.57	4:57.126
3	2:01.352	29.844	27.427	36.217	27.864	239.33	6:58.478
4	2:01.299	29.697	27.117	36.431	28.054	236.69	8:59.777
5	2:00.541	29.775	26.842	36.177	27.747	238.00	11:00.318
6	2:00.226	29.461	26.926	36.087	27.752	243.41	13:00.544
7	1:59.984	29.311	27.017	35.975	27.681	246.21	15:00.528
8	1:59.960	29.201	26.919	36.108	27.732	232.83	17:00.488
9	1:59.580	29.207	26.837	35.971	27.565	242.03	19:00.068
10	Pit OUT	30.396	27.228	36.856		246.21	25:09.544
11	2:09.883		27.954	36.306	27.607	156.92	27:19.427
12	1:57.580	29.037	26.440	35.095	27.008	242.03	29:17.007
13	1:55.754	28.205	26.151	34.669	26.729	249.07	31:12.761

61 JAVIER DEL OLMO Clase: STCK1000

Vta.	Tiempo	Sec.1	Sec.2	Sec.3	Sec.4	Km/h	T.Transc.
1	2:27.001		31.590	41.683	30.722	123.46	2:31.592
2	2:09.853	31.938	29.231	39.267	29.417	226.67	4:41.445
3	2:11.966	35.818	28.496	38.470	29.182	242.03	6:53.411
4	2:06.611	31.593	28.031	37.979	29.008	218.57	9:00.022
5	2:06.179	30.941	28.198	38.060	28.980	221.97	11:06.201
6	2:05.761	31.039	28.021	37.904	28.797	220.82	13:11.962
7	2:05.211	30.789	27.762	37.711	28.949	232.83	15:17.173
8	2:04.398	30.307	27.570	37.752	28.769	231.57	17:21.571
9	2:04.973	31.408	27.515	37.544	28.506	217.46	19:26.544
10	2:03.715	30.330	27.499	37.365	28.521	230.32	21:30.259
11	2:04.317	30.357	27.564	37.864	28.532	225.47	23:34.576
12	2:07.283	30.740	27.700	39.959	28.884	227.87	25:41.859
13	2:02.229	29.693	27.333	36.971	28.232	238.00	27:44.088
14	2:03.212	30.042	27.295	37.200	28.675	235.38	29:47.300
15	2:05.137	29.901	27.516	38.140	29.580	230.32	31:52.437

67 ANTON EREMIN Clase: STCK1000

Vta.	Tiempo	Sec.1	Sec.2	Sec.3	Sec.4	Km/h	T.Transc.
1	2:17.763		28.700	38.914	29.837	152.46	3:49.425
2	2:05.866	31.765	27.844	37.944	28.313	194.73	5:55.291
3	2:02.580	30.405	27.267	36.980	27.928	225.47	7:57.871
4	2:16.032	39.219	31.383	36.891	28.539	227.87	10:13.903
5	2:01.536	30.144	27.004	36.577	27.811	226.67	12:15.439
6	2:01.446	30.112	26.931	36.500	27.903	240.67	14:16.885
7	Pit OUT	31.872	27.728	39.268		240.67	18:08.640
8	2:13.377		28.209	37.389		155.78	20:22.017
9	2:00.383		26.701	36.047	27.469	235.38	22:22.400
10	1:59.579	29.578	26.584	35.946	27.471	240.67	24:21.979
11	1:59.503	29.560	26.571	36.026	27.346	239.33	26:21.482
12	1:59.514	29.229	26.545	36.193	27.547	240.67	28:20.996
13	1:59.272	29.369	26.482	35.995	27.426	239.33	30:20.268

75 IVO LOPES Clase: SBK

Vta.	Tiempo	Sec.1	Sec.2	Sec.3	Sec.4	Km/h	T.Transc.
1	2:15.291		28.875	39.631	28.404	168.66	3:37.688
2	2:05.276	31.278	27.878	38.116	28.004	219.69	5:42.964
3	2:02.733	29.533	27.624	37.348	28.228	242.03	7:45.697
4	2:07.760	34.162	27.958	37.543	28.097	256.53	9:53.457
5	2:02.203	29.505	27.487	37.346	27.865	244.80	11:55.660
6	Pit OUT	31.255	28.653	38.110		256.53	19:36.283
7	2:09.011		28.208	37.179	27.083	167.34	21:45.294
8	1:57.359	28.546	26.397	35.822	26.594	252.00	23:42.653
9	1:56.350	28.545	26.285	35.202	26.318	264.44	25:39.003
10	1:54.869	28.066	25.948	34.776	26.079	258.07	27:33.872
11	1:54.198	27.847	25.720	34.540	26.091	266.09	29:28.070
12	1:57.643	28.661	26.048	35.885	27.049	252.00	31:25.713

92 JULIO DOMINGUEZ Clase: STCK1000

Vta.	Tiempo	Sec.1	Sec.2	Sec.3	Sec.4	Km/h	T.Transc.
1	2:42.674		36.238	48.053	34.577	142.33	3:46.527
2	2:29.960	38.686	33.463	44.497	33.314	183.08	6:16.487
3	2:23.754	36.150	31.877	43.250	32.477	180.76	8:40.241
4	2:21.965	34.832	31.842	42.487	32.804	204.00	11:02.206
5	2:20.825	34.264	31.114	42.686	32.761	198.33	13:23.031
6	2:26.807	36.184	33.326	44.446	32.851	208.98	15:49.838
7	2:19.286	34.573	31.116	41.831	31.766	196.51	18:09.124
8	2:18.765	34.900	30.595	41.844	31.426	111.89	20:27.889
9	2:17.707	33.629	30.309	41.917	31.852	112.75	22:45.596
10	2:18.028	33.963	30.504	41.741	31.820	205.96	25:03.624
11	2:17.345	34.020	30.589	41.294	31.442	210.00	27:20.969
12	2:15.826	33.849	30.084	40.787	31.106	211.03	29:36.795
13	2:15.943	33.314	30.145	41.203	31.281	207.96	31:52.738

SBK ENTRENAMIENTO CRONOMETRADO

96 PACO MORALES Clase: STCK1000

Vta.	Tiempo	Sec.1	Sec.2	Sec.3	Sec.4	Km/h	T.Transc.
1	2:20.148		30.495	40.550	29.546	161.05	2:57.849
2	2:04.282	29.967	28.136	37.763	28.416	240.67	5:02.131
3	2:03.495	29.825	27.693	37.509	28.468	240.67	7:05.626
4	2:01.902	29.556	27.238	36.815	28.293	239.33	9:07.528
5	Pit OUT	30.001	27.656	37.804		240.67	12:12.728
6	2:12.577		28.137	37.150	28.210	100.56	14:25.305
7	2:01.305	29.440	27.256	36.469	28.140	247.63	16:26.610
8	2:00.177	28.879	26.884	36.299	28.115	246.21	18:26.787
9	Pit OUT	33.700	27.988	38.294		247.63	21:38.353
10	2:14.834		27.968	37.078	28.038	103.73	23:53.187
11	1:59.982	28.805	26.930	36.108	28.139	250.53	25:53.169
12	1:59.012	28.578	26.569	36.155	27.710	250.53	27:52.181
13	1:58.611	28.625	26.562	35.829	27.595	252.00	29:50.792

SBK ENTRENAMIENTO CRONOMETRADO

CLASIFICACIÓN POR SECTORES

Sector – 1			Sector – 2			Sector – 3			Sector – 4						
P.	Nº	Nombre	T Sector	P.	Nº	Nombre	T Sector	P.	Nº	Nombre	T Sector	P.	Nº	Nombre	T Sector
1	1	STEVEN ODENDAAL	27.383	1	1	STEVEN ODENDAAL	24.974	1	1	STEVEN ODENDAAL	34.527	1	75	IVO LOPES	26.079
2	75	IVO LOPES	27.847	2	40	ROMAN RAMOS	25.537	2	75	IVO LOPES	34.540	2	1	STEVEN ODENDAAL	26.097
3	57	FRANCISCO J. PALOMERA	28.205	3	75	IVO LOPES	25.720	3	57	FRANCISCO J. PALOMERA	34.669	3	40	ROMAN RAMOS	26.340
4	40	ROMAN RAMOS	28.326	4	57	FRANCISCO J. PALOMERA	26.151	4	37	MAURO GONZALEZ	34.884	4	57	FRANCISCO J. PALOMERA	26.729
5	96	PACO MORALES	28.578	5	37	MAURO GONZALEZ	26.306	5	40	ROMAN RAMOS	35.475	5	37	MAURO GONZALEZ	26.971
6	37	MAURO GONZALEZ	28.733	6	67	ANTON EREMIN	26.482	6	96	PACO MORALES	35.829	6	13	VILLE VALTONEN	27.101
7	9	CHARLES AUBRIE	29.207	7	13	VILLE VALTONEN	26.549	7	67	ANTON EREMIN	35.946	7	67	ANTON EREMIN	27.346
8	67	ANTON EREMIN	29.229	8	96	PACO MORALES	26.562	8	13	VILLE VALTONEN	36.082	8	96	PACO MORALES	27.595
9	61	JAVIER DEL OLMO	29.693	9	9	CHARLES AUBRIE	27.007	9	9	CHARLES AUBRIE	36.226	9	9	CHARLES AUBRIE	28.177
10	13	VILLE VALTONEN	29.910	10	61	JAVIER DEL OLMO	27.295	10	61	JAVIER DEL OLMO	36.971	10	61	JAVIER DEL OLMO	28.232
11	4	JAVIER ARTIME	31.157	11	4	JAVIER ARTIME	28.609	11	4	JAVIER ARTIME	38.273	11	4	JAVIER ARTIME	28.987
12	38	OLA NESBAKKEN	32.602	12	38	OLA NESBAKKEN	29.741	12	38	OLA NESBAKKEN	40.460	12	38	OLA NESBAKKEN	30.152
13	92	JULIO DOMINGUEZ	33.314	13	92	JULIO DOMINGUEZ	30.084	13	92	JULIO DOMINGUEZ	40.787	13	92	JULIO DOMINGUEZ	31.106

Tiempo de vuelta ideal: 1:52.963

SBK ENTRENAMIENTO CRONOMETRADO

ANÁLISIS VUELTA A VUELTA — SECTORES Y TIEMPOS ACUMULADOS

1 STEVEN ODENDAAL Clase: SBK

Vta.	Sec.1	Sec.2	Sec.3	Sec.4	IP1	IP2	IP3	Tiempo
1		27.894	37.342	27.534		27.894	1:05.236	2:11.225
2	32.128	26.934	36.336	27.218	32.128	59.062	1:35.398	2:02.616
3	29.236	26.708	35.678	27.193	29.236	55.944	1:31.622	1:58.815
4	29.445	26.501	36.239	27.714	29.445	55.946	1:32.185	1:59.899
5	29.283	26.590	37.597		29.283	55.873	1:33.470	Pit 1:33.470
6		28.516	39.470	28.456		28.516	1:07.986	2:16.802
7	31.350	27.108	37.490	27.544	31.350	58.458	1:35.948	2:03.492
8	29.442	26.287	36.758	26.780	29.442	55.729	1:32.487	1:59.267
9	28.602	25.933	36.133	26.692	28.602	54.535	1:30.668	1:57.360
10	28.616	25.698	36.763	26.501	28.616	54.314	1:31.077	1:57.578
11	27.736	25.330	35.223	26.097	27.736	53.066	1:28.289	1:54.386
12	27.383	24.974	34.527	26.822	27.383	52.357	1:26.884	1:53.706

4 JAVIER ARTIME Clase: STCK1000

Vta.	Sec.1	Sec.2	Sec.3	Sec.4	IP1	IP2	IP3	Tiempo
1		34.877	44.078	32.327		34.877	1:18.955	3:15.109
2	37.407	32.171	41.172	30.397	37.407	1:09.578	1:50.750	2:21.147
3	32.935	29.354	39.205	29.830	32.935	1:02.289	1:41.494	2:11.324
4	31.917	29.570	39.784	30.057	31.917	1:01.487	1:41.271	2:11.328
5	32.029	29.429	38.770	29.641	32.029	1:01.458	1:40.228	2:09.869
6	33.126	29.233	38.793	29.770	33.126	1:02.359	1:41.152	2:10.922
7	31.246	28.790	38.670	29.233	31.246	1:00.036	1:38.706	2:07.939
8	31.157	29.030	38.955	29.177	31.157	1:00.187	1:39.142	2:08.319
9	35.278	29.651	39.541	28.987	35.278	1:04.929	1:44.470	2:13.457
10	31.681	30.664	38.718	29.186	31.681	1:02.345	1:41.063	2:10.249
11	31.306	28.799	38.889	29.164	31.306	1:00.105	1:38.994	2:08.158
12	31.427	28.609	38.273	29.082	31.427	1:00.036	1:38.309	2:07.391
13	33.412	29.112	38.729	29.376	33.412	1:02.524	1:41.253	2:10.629

9 CHARLES AUBRIE Clase: STCK1000

Vta.	Sec.1	Sec.2	Sec.3	Sec.4	IP1	IP2	IP3	Tiempo
1		30.042	40.705	29.911		30.042	1:10.747	2:20.773
2	32.293	28.767	38.606	29.525	32.293	1:01.060	1:39.666	2:09.191
3	31.089	28.341	38.161	29.359	31.089	59.430	1:37.591	2:06.950
4	30.734	28.137	37.614	29.297	30.734	58.871	1:36.485	2:05.782
5	31.085	28.205	38.269	29.856	31.085	59.290	1:37.559	2:07.415
6	30.909	28.088	37.802	29.187	30.909	58.997	1:36.799	2:05.986
7	30.334	28.023	37.686	29.159	30.334	58.357	1:36.043	2:05.202
8	30.188	27.534	37.246	28.655	30.188	57.722	1:34.968	2:03.623
9	30.270	27.494	37.471		30.270	57.764	1:35.235	Pit 1:35.235
10		28.172	37.641	29.027		28.172	1:05.813	2:13.279
11	30.005	27.170	37.006	28.424	30.005	57.175	1:34.181	2:02.605
12	29.652	27.091	36.659	28.340	29.652	56.743	1:33.402	2:01.742
13	29.207	27.007	36.226	28.177	29.207	56.214	1:32.440	2:00.617

13 VILLE VALTONEN Clase: STCK1000

Vta.	Sec.1	Sec.2	Sec.3	Sec.4	IP1	IP2	IP3	Tiempo
1		36.547	47.404			36.547	1:23.951	Pit 1:23.951
2		30.849	40.750	28.954		30.849	1:11.599	2:21.308
3	30.421	27.934	37.845	28.217	30.421	58.355	1:36.200	2:04.417
4	30.810	28.276	38.557		30.810	59.086	1:37.643	Pit 1:37.643
5		27.407	37.588	27.704		27.407	1:04.995	2:11.130
6	29.910	27.099	36.938	27.419	29.910	57.009	1:33.947	2:01.366
7	30.697	26.549	36.082	27.101	30.697	57.246	1:33.328	2:00.429

37 MAURO GONZALEZ Clase: STCK1000

Vta.	Sec.1	Sec.2	Sec.3	Sec.4	IP1	IP2	IP3	Tiempo
1		29.820	40.110	28.922		29.820	1:09.930	2:17.057
2	30.696	28.309	37.723	28.283	30.696	59.005	1:36.728	2:05.011
3	29.944	28.303	37.236	28.365	29.944	58.247	1:35.483	2:03.848
4	29.926	27.832	37.507	28.698	29.926	57.758	1:35.265	2:03.963
5	31.144	28.256	37.652	28.703	31.144	59.400	1:37.052	2:05.755
6	30.338	27.961	37.280	28.737	30.338	58.299	1:35.579	2:04.316
7	31.419	29.021	39.379		31.419	1:00.440	1:39.819	Pit 1:39.819
8		27.742	36.587	27.687		27.742	1:04.329	2:09.201
9	29.618	27.150	36.287	27.422	29.618	56.768	1:33.055	2:00.477
10	29.106	26.588	35.406	27.130	29.106	55.694	1:31.100	1:58.230
11	28.733	26.306	34.884	26.971	28.733	55.039	1:29.923	1:56.894

38 OLA NESBAKKEN Clase: STCK1000

Vta.	Sec.1	Sec.2	Sec.3	Sec.4	IP1	IP2	IP3	Tiempo
1		35.057	47.372	34.208		35.057	1:22.429	2:44.058
2	36.180	32.227	43.900	31.619	36.180	1:08.407	1:52.307	2:23.926
3	34.587	31.795	42.916	31.163	34.587	1:06.382	1:49.298	2:20.461
4	33.863	30.511	43.870		33.863	1:04.374	1:48.244	Pit 1:48.244
5		32.696	43.561	32.144		32.696	1:16.257	2:41.793
6	34.817	31.707	42.912	30.812	34.817	1:06.524	1:49.436	2:20.248
7	33.203	30.476	41.768	30.583	33.203	1:03.679	1:45.447	2:16.030
8	32.965	30.369	41.585	30.236	32.965	1:03.334	1:44.919	2:15.155
9	32.602	29.974	41.225	30.152	32.602	1:02.576	1:43.801	2:13.953
10	33.772	30.228	41.435	30.340	33.772	1:04.000	1:45.435	2:15.775
11	32.760	29.741	40.460	30.386	32.760	1:02.501	1:42.961	2:13.347

SBK ENTRENAMIENTO CRONOMETRADO

40 ROMAN RAMOS Clase: SBK

Vta.	Sec.1	Sec.2	Sec.3	Sec.4	IP1	IP2	IP3	Tiempo
1		30.816	39.490	29.107		30.816	1:10.306	2:19.123
2	30.794	27.203	36.914	27.795	30.794	57.997	1:34.911	2:02.706
3	29.991	27.593	36.329	27.623	29.991	57.584	1:33.913	2:01.536
4	29.362	26.594	35.897	27.470	29.362	55.956	1:31.853	1:59.323
5	28.736	26.407	35.635	27.228	28.736	55.143	1:30.778	1:58.006
6	28.665	26.383	35.475	27.331	28.665	55.048	1:30.523	1:57.854
7	28.831	26.157	35.704	27.653	28.831	54.988	1:30.692	1:58.345
8	28.570	26.316	35.992		28.570	54.886	1:30.878	Pit 1:30.878
9		27.355	38.292	28.032		27.355	1:05.647	2:13.566
10	30.080	26.684	37.940	27.657	30.080	56.764	1:34.704	2:02.361
11	29.078	25.935	36.053	27.034	29.078	55.013	1:31.066	1:58.100
12	28.326	25.537	35.756	26.340	28.326	53.863	1:29.619	1:55.959

57 FRANCISCO J. PALOMERA Clase: SBK

Vta.	Sec.1	Sec.2	Sec.3	Sec.4	IP1	IP2	IP3	Tiempo
1		29.762	39.101	29.188		29.762	1:08.863	2:17.615
2	31.421	27.751	36.922	28.068	31.421	59.172	1:36.094	2:04.162
3	29.844	27.427	36.217	27.864	29.844	57.271	1:33.488	2:01.352
4	29.697	27.117	36.431	28.054	29.697	56.814	1:33.245	2:01.299
5	29.775	26.842	36.177	27.747	29.775	56.617	1:32.794	2:00.541
6	29.461	26.926	36.087	27.752	29.461	56.387	1:32.474	2:00.226
7	29.311	27.017	35.975	27.681	29.311	56.328	1:32.303	1:59.984
8	29.201	26.919	36.108	27.732	29.201	56.120	1:32.228	1:59.960
9	29.207	26.837	35.971	27.565	29.207	56.044	1:32.015	1:59.580
10	30.396	27.228	36.856		30.396	57.624	1:34.480	Pit 1:34.480
11		27.954	36.306	27.607		27.954	1:04.260	2:09.883
12	29.037	26.440	35.095	27.008	29.037	55.477	1:30.572	1:57.580
13	28.205	26.151	34.669	26.729	28.205	54.356	1:29.025	1:55.754

61 JAVIER DEL OLMO Clase: STCK1000

Vta.	Sec.1	Sec.2	Sec.3	Sec.4	IP1	IP2	IP3	Tiempo
1		31.590	41.683	30.722		31.590	1:13.273	2:27.001
2	31.938	29.231	39.267	29.417	31.938	1:01.169	1:40.436	2:09.853
3	35.818	28.496	38.470	29.182	35.818	1:04.314	1:42.784	2:11.966
4	31.593	28.031	37.979	29.008	31.593	59.624	1:37.603	2:06.611
5	30.941	28.198	38.060	28.980	30.941	59.139	1:37.199	2:06.179
6	31.039	28.021	37.904	28.797	31.039	59.060	1:36.964	2:05.761
7	30.789	27.762	37.711	28.949	30.789	58.551	1:36.262	2:05.211
8	30.307	27.570	37.752	28.769	30.307	57.877	1:35.629	2:04.398
9	31.408	27.515	37.544	28.506	31.408	58.923	1:36.467	2:04.973
10	30.330	27.499	37.365	28.521	30.330	57.829	1:35.194	2:03.715
11	30.357	27.564	37.864	28.532	30.357	57.921	1:35.785	2:04.317
12	30.740	27.700	39.959	28.884	30.740	58.440	1:38.399	2:07.283
13	29.693	27.333	36.971	28.232	29.693	57.026	1:33.997	2:02.229
14	30.042	27.295	37.200	28.675	30.042	57.337	1:34.537	2:03.212
15	29.901	27.516	38.140	29.580	29.901	57.417	1:35.557	2:05.137

67 ANTON EREMIN Clase: STCK1000

Vta.	Sec.1	Sec.2	Sec.3	Sec.4	IP1	IP2	IP3	Tiempo
1		28.700	38.914	29.837		28.700	1:07.614	2:17.763
2	31.765	27.844	37.944	28.313	31.765	59.609	1:37.553	2:05.866
3	30.405	27.267	36.980	27.928	30.405	57.672	1:34.652	2:02.580
4	39.219	31.383	36.891	28.539	39.219	1:10.602	1:47.493	2:16.032
5	30.144	27.004	36.577	27.811	30.144	57.148	1:33.725	2:01.536
6	30.112	26.931	36.500	27.903	30.112	57.043	1:33.543	2:01.446
7	31.872	27.728	39.268		31.872	59.600	1:38.868	Pit 1:38.868
8		28.209	37.389			28.209	1:05.598	2:13.377
9		26.701	36.047	27.469		26.701	1:02.748	2:00.383
10	29.578	26.584	35.946	27.471	29.578	56.162	1:32.108	1:59.579
11	29.560	26.571	36.026	27.346	29.560	56.131	1:32.157	1:59.503
12	29.229	26.545	36.193	27.547	29.229	55.774	1:31.967	1:59.514
13	29.369	26.482	35.995	27.426	29.369	55.851	1:31.846	1:59.272

75 IVO LOPES Clase: SBK

Vta.	Sec.1	Sec.2	Sec.3	Sec.4	IP1	IP2	IP3	Tiempo
1		28.875	39.631	28.404		28.875	1:08.506	2:15.291
2	31.278	27.878	38.116	28.004	31.278	59.156	1:37.272	2:05.276
3	29.533	27.624	37.348	28.228	29.533	57.157	1:34.505	2:02.733
4	34.162	27.958	37.543	28.097	34.162	1:02.120	1:39.663	2:07.760
5	29.505	27.487	37.346	27.865	29.505	56.992	1:34.338	2:02.203
6	31.255	28.653	38.110		31.255	59.908	1:38.018	Pit 1:38.018
7		28.208	37.179	27.083		28.208	1:05.387	2:09.011
8	28.546	26.397	35.822	26.594	28.546	54.943	1:30.765	1:57.359
9	28.545	26.285	35.202	26.318	28.545	54.830	1:30.032	1:56.350
10	28.066	25.948	34.776	26.079	28.066	54.014	1:28.790	1:54.869
11	27.847	25.720	34.540	26.091	27.847	53.567	1:28.107	1:54.198
12	28.661	26.048	35.885	27.049	28.661	54.709	1:30.594	1:57.643

92 JULIO DOMINGUEZ Clase: STCK1000

Vta.	Sec.1	Sec.2	Sec.3	Sec.4	IP1	IP2	IP3	Tiempo
1		36.238	48.053	34.577		36.238	1:24.291	2:42.674
2	38.686	33.463	44.497	33.314	38.686	1:12.149	1:56.646	2:29.960
3	36.150	31.877	43.250	32.477	36.150	1:08.027	1:51.277	2:23.754
4	34.832	31.842	42.487	32.804	34.832	1:06.674	1:49.161	2:21.965
5	34.264	31.114	42.686	32.761	34.264	1:05.378	1:48.064	2:20.825
6	36.184	33.326	44.446	32.851	36.184	1:09.510	1:53.956	2:26.807
7	34.573	31.116	41.831	31.766	34.573	1:05.689	1:47.520	2:19.286
8	34.900	30.595	41.844	31.426	34.900	1:05.495	1:47.339	2:18.765
9	33.629	30.309	41.917	31.852	33.629	1:03.938	1:45.855	2:17.707
10	33.963	30.504	41.741	31.820	33.963	1:04.467	1:46.208	2:18.028
11	34.020	30.589	41.294	31.442	34.020	1:04.609	1:45.903	2:17.345
12	33.849	30.084	40.787	31.106	33.849	1:03.933	1:44.720	2:15.826
13	33.314	30.145	41.203	31.281	33.314	1:03.459	1:44.662	2:15.943

SBK ENTRENAMIENTO CRONOMETRADO

96 PACO MORALES Clase: STCK1000

Vta.	Sec.1	Sec.2	Sec.3	Sec.4	IP1	IP2	IP3	Tiempo
1		30.495	40.550	29.546		30.495	1:11.045	2:20.148
2	29.967	28.136	37.763	28.416	29.967	58.103	1:35.866	2:04.282
3	29.825	27.693	37.509	28.468	29.825	57.518	1:35.027	2:03.495
4	29.556	27.238	36.815	28.293	29.556	56.794	1:33.609	2:01.902
5	30.001	27.656	37.804		30.001	57.657	1:35.461	Pit 1:35.461
6		28.137	37.150	28.210		28.137	1:05.287	2:12.577
7	29.440	27.256	36.469	28.140	29.440	56.696	1:33.165	2:01.305
8	28.879	26.884	36.299	28.115	28.879	55.763	1:32.062	2:00.177
9	33.700	27.988	38.294		33.700	1:01.688	1:39.982	Pit 1:39.982
10		27.968	37.078	28.038		27.968	1:05.046	2:14.834
11	28.805	26.930	36.108	28.139	28.805	55.735	1:31.843	1:59.982
12	28.578	26.569	36.155	27.710	28.578	55.147	1:31.302	1:59.012
13	28.625	26.562	35.829	27.595	28.625	55.187	1:31.016	1:58.611

SBK ENTRENAMIENTO CRONOMETRADO

40 MEJORES VUELTAS

Nº	Nombre	Clase	Tiempo	En Vuelta
1	STEVEN ODENDAAL	SBK	1:53.706	12
75	IVO LOPES	SBK	1:54.198	11
1	STEVEN ODENDAAL	SBK	1:54.386	11
75	IVO LOPES	SBK	1:54.869	10
57	FRANCISCO J. PALOMERA	SBK	1:55.754	13
40	ROMAN RAMOS	SBK	1:55.959	12
75	IVO LOPES	SBK	1:56.350	9
37	MAURO GONZALEZ	STCK1000	1:56.894	11
75	IVO LOPES	SBK	1:57.359	8
1	STEVEN ODENDAAL	SBK	1:57.360	9
1	STEVEN ODENDAAL	SBK	1:57.578	10
57	FRANCISCO J. PALOMERA	SBK	1:57.580	12
75	IVO LOPES	SBK	1:57.643	12
40	ROMAN RAMOS	SBK	1:57.854	6
40	ROMAN RAMOS	SBK	1:58.006	5
40	ROMAN RAMOS	SBK	1:58.100	11
37	MAURO GONZALEZ	STCK1000	1:58.230	10
40	ROMAN RAMOS	SBK	1:58.345	7
96	PACO MORALES	STCK1000	1:58.611	13
1	STEVEN ODENDAAL	SBK	1:58.815	3
96	PACO MORALES	STCK1000	1:59.012	12
1	STEVEN ODENDAAL	SBK	1:59.267	8
67	ANTON EREMIN	STCK1000	1:59.272	13
40	ROMAN RAMOS	SBK	1:59.323	4
67	ANTON EREMIN	STCK1000	1:59.503	11
67	ANTON EREMIN	STCK1000	1:59.514	12
67	ANTON EREMIN	STCK1000	1:59.579	10
57	FRANCISCO J. PALOMERA	SBK	1:59.580	9
1	STEVEN ODENDAAL	SBK	1:59.899	4
57	FRANCISCO J. PALOMERA	SBK	1:59.960	8
96	PACO MORALES	STCK1000	1:59.982	11
57	FRANCISCO J. PALOMERA	SBK	1:59.984	7
96	PACO MORALES	STCK1000	2:00.177	8
57	FRANCISCO J. PALOMERA	SBK	2:00.226	6
67	ANTON EREMIN	STCK1000	2:00.383	9
13	VILLE VALTONEN	STCK1000	2:00.429	7
37	MAURO GONZALEZ	STCK1000	2:00.477	9
57	FRANCISCO J. PALOMERA	SBK	2:00.541	5
9	CHARLES AUBRIE	STCK1000	2:00.617	13
57	FRANCISCO J. PALOMERA	SBK	2:01.299	4

SBK ENTRENAMIENTO CRONOMETRADO

TOP 5 MEJORES VUELTAS

Nº	Nombre	Clase	V1	V2	V3	V4	V5
1	STEVEN ODENDAAL	SBK	1:53.706	1:54.386	1:57.360	1:57.578	1:58.815
75	IVO LOPES	SBK	1:54.198	1:54.869	1:56.350	1:57.359	1:57.643
57	FRANCISCO J. PALOMERA	SBK	1:55.754	1:57.580	1:59.580	1:59.960	1:59.984
40	ROMAN RAMOS	SBK	1:55.959	1:57.854	1:58.006	1:58.100	1:58.345
37	MAURO GONZALEZ	STCK1000	1:56.894	1:58.230	2:00.477	2:03.848	2:03.963
96	PACO MORALES	STCK1000	1:58.611	1:59.012	1:59.982	2:00.177	2:01.305
67	ANTON EREMIN	STCK1000	1:59.272	1:59.503	1:59.514	1:59.579	2:00.383
13	VILLE VALTONEN	STCK1000	2:00.429	2:01.366	2:04.417	2:11.130	2:21.308
9	CHARLES AUBRIE	STCK1000	2:00.617	2:01.742	2:02.605	2:03.623	2:05.202
61	JAVIER DEL OLMO	STCK1000	2:02.229	2:03.212	2:03.715	2:04.317	2:04.398
4	JAVIER ARTIME	STCK1000	2:07.391	2:07.939	2:08.158	2:08.319	2:09.869
38	OLA NESBAKKEN	STCK1000	2:13.347	2:13.953	2:15.155	2:15.775	2:16.030
92	JULIO DOMINGUEZ	STCK1000	2:15.826	2:15.943	2:17.345	2:17.707	2:18.028

SBK ENTRENAMIENTO CRONOMETRADO

40 MEJORES VELOCIDADES

Nº	Nombre	Clase	Velocidad	En V.	Tiempo sesión
75	IVO LOPES	SBK	266.090	11	29:28.070
75	IVO LOPES	SBK	264.440	9	25:39.003
75	IVO LOPES	SBK	258.070	10	27:33.872
75	IVO LOPES	SBK	256.530	4	9:53.457
75	IVO LOPES	SBK	256.530	6	19:36.283
1	STEVEN ODENDAAL	SBK	255.000	12	31:51.777
1	STEVEN ODENDAAL	SBK	253.490	2	5:08.792
1	STEVEN ODENDAAL	SBK	253.490	5	17:49.186
75	IVO LOPES	SBK	252.000	8	23:42.653
75	IVO LOPES	SBK	252.000	12	31:25.713
96	PACO MORALES	STCK1000	252.000	13	29:50.792
1	STEVEN ODENDAAL	SBK	250.530	11	29:58.071
37	MAURO GONZALEZ	STCK1000	250.530	5	12:19.553
37	MAURO GONZALEZ	STCK1000	250.530	7	22:36.198
96	PACO MORALES	STCK1000	250.530	11	25:53.169
96	PACO MORALES	STCK1000	250.530	12	27:52.181
37	MAURO GONZALEZ	STCK1000	249.070	11	30:41.000
57	FRANCISCO J. PALOMERA	SBK	249.070	13	31:12.761
37	MAURO GONZALEZ	STCK1000	247.630	4	10:13.798
96	PACO MORALES	STCK1000	247.630	7	16:26.610
96	PACO MORALES	STCK1000	247.630	9	21:38.353
9	CHARLES AUBRIE	STCK1000	246.210	13	31:01.006
40	ROMAN RAMOS	SBK	246.210	8	23:36.397
57	FRANCISCO J. PALOMERA	SBK	246.210	7	15:00.528
57	FRANCISCO J. PALOMERA	SBK	246.210	10	25:09.544
96	PACO MORALES	STCK1000	246.210	8	18:26.787
75	IVO LOPES	SBK	244.800	5	11:55.660
37	MAURO GONZALEZ	STCK1000	243.410	9	26:45.876
37	MAURO GONZALEZ	STCK1000	243.410	10	28:44.106
57	FRANCISCO J. PALOMERA	SBK	243.410	6	13:00.544
37	MAURO GONZALEZ	STCK1000	242.030	6	14:23.869
40	ROMAN RAMOS	SBK	242.030	5	11:20.725
40	ROMAN RAMOS	SBK	242.030	6	13:18.579
40	ROMAN RAMOS	SBK	242.030	12	31:46.383
57	FRANCISCO J. PALOMERA	SBK	242.030	9	19:00.068
57	FRANCISCO J. PALOMERA	SBK	242.030	12	29:17.007
61	JAVIER DEL OLMO	STCK1000	242.030	3	6:53.411
75	IVO LOPES	SBK	242.030	3	7:45.697
67	ANTON EREMIN	STCK1000	240.670	6	14:16.885
67	ANTON EREMIN	STCK1000	240.670	7	18:08.640

SBK ENTRENAMIENTO CRONOMETRADO

5 MEJORES VELOCIDADES POR PILOTO

Nº	Nombre	Clase	V1	V2	V3	V4	V5
75	IVO LOPES	SBK	266.090	264.440	258.070	256.530	256.530
1	STEVEN ODENDAAL	SBK	255.000	253.490	253.490	250.530	235.380
96	PACO MORALES	STCK1000	252.000	250.530	250.530	247.630	247.630
37	MAURO GONZALEZ	STCK1000	250.530	250.530	249.070	247.630	243.410
57	FRANCISCO J. PALOMERA	SBK	249.070	246.210	246.210	243.410	242.030
9	CHARLES AUBRIE	STCK1000	246.210	236.690	232.830	231.570	230.320
40	ROMAN RAMOS	SBK	246.210	242.030	242.030	242.030	239.330
61	JAVIER DEL OLMO	STCK1000	242.030	238.000	235.380	232.830	231.570
67	ANTON EREMIN	STCK1000	240.670	240.670	240.670	240.670	239.330
13	VILLE VALTONEN	STCK1000	234.100	234.100	231.570	227.870	167.340
4	JAVIER ARTIME	STCK1000	232.830	232.830	224.290	223.130	219.690
38	OLA NESBAKKEN	STCK1000	229.090	229.090	219.690	218.570	208.980
92	JULIO DOMINGUEZ	STCK1000	211.030	210.000	208.980	207.960	205.960