














## SBK CARRERA 2\_RESTART

### Clasificación

| Pos | N  | Nat   | Nombre                | Equipo              | Vehiculo | PC | Clase    | Vts | T.Total   | Dif 1º   | Prev.  | V.Rap.          | V. | Km/h..  |
|-----|----|---|-----------------------|---------------------|----------|----|----------|-----|-----------|----------|--------|-----------------|----|---------|
| 1   | 75 |  | IVO LOPES             | BMW EASYRACE TEAM   |          | 1  | SBK      | 5   | 10:31.617 |          |        | <b>2:03.133</b> | 5  | 122,913 |
| 2   | 1  |  | STEVEN ODENDAAL       | NEW2 PROJECT        |          | 2  | SBK      | 5   | 10:31.878 | 0.261    | 0.261  | <b>2:03.374</b> | 5  | 122,862 |
| 3   | 57 |  | FRANCISCO J. PALOMERA | TEAM HONDA LAGLISSE | HONDA    | 3  | SBK      | 5   | 10:32.973 | 1.356    | 1.095  | <b>2:03.210</b> | 5  | 122,650 |
| 4   | 13 |  | VILLE VALTONEN        | TEAM SENSETEC       |          | 1  | STCK1000 | 5   | 10:38.824 | 7.207    | 5.851  | <b>2:04.913</b> | 3  | 121,526 |
| 5   | 37 |  | MAURO GONZALEZ        | BMW EASYRACE TEAM   |          | 2  | STCK1000 | 5   | 10:41.645 | 10.028   | 2.821  | <b>2:05.548</b> | 3  | 120,992 |
| 6   | 67 |  | ANTON EREMIN          | ERNA RACING         |          | 3  | STCK1000 | 5   | 10:42.805 | 11.188   | 1.160  | <b>2:04.726</b> | 5  | 120,774 |
| 7   | 61 |  | JAVIER DEL OLMO       | KAWASAKI JDO RACING | KAWASAKI | 4  | STCK1000 | 5   | 11:17.911 | 46.294   | 35.106 | <b>2:12.672</b> | 2  | 114,519 |
| 8   | 9  |  | CHARLES AUBRIE        | TEAM RLD RACING     | HONDA    | 5  | STCK1000 | 5   | 11:38.479 | 1:06.862 | 20.568 | <b>2:15.747</b> | 5  | 111,147 |
| 9   | 92 |  | JULIO DOMINGUEZ       | TEAM HONDA LAGLISSE | HONDA    | 6  | STCK1000 | 5   | 11:41.161 | 1:09.544 | 2.682  | <b>2:17.268</b> | 5  | 110,722 |
| 10  | 4  |  | JAVIER ARTIME         | TEAM HONDA LAGLISSE |          | 7  | STCK1000 | 5   | 12:09.463 | 1:37.846 | 28.302 | <b>2:17.627</b> | 3  | 106,426 |

### Retirados

|    |    |   |               |                     |          |    |          |   |          |    |  |                 |   |         |
|----|----|---|---------------|---------------------|----------|----|----------|---|----------|----|--|-----------------|---|---------|
| NT | 96 |  | PACO MORALES  | BRITISH CARRERA     | HONDA    | NT | STCK1000 | 2 | 4:28.379 | NT |  | <b>2:10.167</b> | 2 | 115,708 |
| NT | 40 |  | ROMAN RAMOS   | KAWASAKI JDO RACING | KAWASAKI | NT | SBK      | 2 | 4:31.970 | NT |  | <b>2:11.940</b> | 1 | 114,180 |
| NT | 38 |  | OLA NESBAKKEN | TEAM HONDA LAGLISSE | HONDA    | NT | STCK1000 | 1 | 2:46.562 | NT |  | <b>2:42.465</b> | 1 | 93,219  |

Nº Corredor: 75, Nombre: IVO LOPES, Mejor Tiempo: 2:03.133, Velocidad Media: 126,098 Km/h

Estado de la pista: **MOJADO**

Director: Sara Blanco

Hora de publicación: \_\_\_\_\_

<https://jcy-cronometraje.com/>




Cronometrador: Juan Carlos Jodra




Hora de impresión: 10/05/2026 15:22

## SBK CARRERA 2\_RESTART








### Clase: SBK

| Pos | N  | Nat   | Nombre                | Equipo              | Vehiculo | PC | Clase | Vts | T.Total   | Dif 1º | Prev. | V.Rap.          | V. | Km/h..  |
|-----|----|---|-----------------------|---------------------|----------|----|-------|-----|-----------|--------|-------|-----------------|----|---------|
| 1   | 75 |  | IVO LOPES             | BMW EASYRACE TEAM   |          | 1  | SBK   | 5   | 10:31.617 |        |       | <b>2:03.133</b> | 5  | 122,913 |
| 2   | 1  |  | STEVEN ODENDAAL       | NEW2 PROJECT        |          | 2  | SBK   | 5   | 10:31.878 | 0.261  | 0.261 | <b>2:03.374</b> | 5  | 122,862 |
| 3   | 57 |  | FRANCISCO J. PALOMERA | TEAM HONDA LAGLISSE | HONDA    | 3  | SBK   | 5   | 10:32.973 | 1.356  | 1.095 | <b>2:03.210</b> | 5  | 122,650 |



#### Retirados

|    |    |   |             |                     |          |    |     |   |          |    |  |                 |   |         |
|----|----|---|-------------|---------------------|----------|----|-----|---|----------|----|--|-----------------|---|---------|
| NT | 40 |  | ROMAN RAMOS | KAWASAKI JDO RACING | KAWASAKI | NT | SBK | 2 | 4:31.970 | NT |  | <b>2:11.940</b> | 1 | 114,180 |
|----|----|---|-------------|---------------------|----------|----|-----|---|----------|----|--|-----------------|---|---------|

### Clase: STCK1000

| Pos | N  | Nat   | Nombre          | Equipo              | Vehiculo | PC | Clase    | Vts | T.Total   | Dif 1º   | Prev.  | V.Rap.          | V. | Km/h..  |
|-----|----|---|-----------------|---------------------|----------|----|----------|-----|-----------|----------|--------|-----------------|----|---------|
| 1   | 13 |  | VILLE VALTONEN  | TEAM SENSETEC       |          | 1  | STCK1000 | 5   | 10:38.824 | 7.207    | 5.851  | <b>2:04.913</b> | 3  | 121,526 |
| 2   | 37 |  | MAURO GONZALEZ  | BMW EASYRACE TEAM   |          | 2  | STCK1000 | 5   | 10:41.645 | 10.028   | 2.821  | <b>2:05.548</b> | 3  | 120,992 |
| 3   | 67 |  | ANTON EREMIN    | ERNA RACING         |          | 3  | STCK1000 | 5   | 10:42.805 | 11.188   | 1.160  | <b>2:04.726</b> | 5  | 120,774 |
| 4   | 61 |  | JAVIER DEL OLMO | KAWASAKI JDO RACING | KAWASAKI | 4  | STCK1000 | 5   | 11:17.911 | 46.294   | 35.106 | <b>2:12.672</b> | 2  | 114,519 |
| 5   | 9  |  | CHARLES AUBRIE  | TEAM RLD RACING     | HONDA    | 5  | STCK1000 | 5   | 11:38.479 | 1:06.862 | 20.568 | <b>2:15.747</b> | 5  | 111,147 |
| 6   | 92 |  | JULIO DOMINGUEZ | TEAM HONDA LAGLISSE | HONDA    | 6  | STCK1000 | 5   | 11:41.161 | 1:09.544 | 2.682  | <b>2:17.268</b> | 5  | 110,722 |
| 7   | 4  |  | JAVIER ARTIME   | TEAM HONDA LAGLISSE |          | 7  | STCK1000 | 5   | 12:09.463 | 1:37.846 | 28.302 | <b>2:17.627</b> | 3  | 106,426 |

#### Retirados

|    |    |   |               |                     |       |    |          |   |          |    |  |                 |   |         |
|----|----|---|---------------|---------------------|-------|----|----------|---|----------|----|--|-----------------|---|---------|
| NT | 96 |  | PACO MORALES  | BRITISH CARRERA     | HONDA | NT | STCK1000 | 2 | 4:28.379 | NT |  | <b>2:10.167</b> | 2 | 115,708 |
| NT | 38 |  | OLA NESBAKKEN | TEAM HONDA LAGLISSE | HONDA | NT | STCK1000 | 1 | 2:46.562 | NT |  | <b>2:42.465</b> | 1 | 93,219  |

Estado de la pista: **MOJADO**

Director: Sara Blanco

Hora de publicación: \_\_\_\_\_

<https://jcy-cronometraje.com/>

Cronometrador: Juan Carlos Jodra

Hora de impresión: 10/05/2026 15:22



JCY  
CRONOMETRAJE



**9 Y 10 DE MAYO**  
CIRCUITO DE NAVARRA

**SBK**  
**CARRERA 2\_RESTART**

**Categoría: Challenge BG12 Trophy**

| Pos | N  | Nat | Nombre                 | Equipo              | Vehiculo | PC | Clase    | Vts | T.Total   | Dif 1º   | Prev.  | V.Rap.          | V. | Km/h..  |
|-----|----|-----|------------------------|---------------------|----------|----|----------|-----|-----------|----------|--------|-----------------|----|---------|
| 1   | 92 |     | <b>JULIO DOMINGUEZ</b> | TEAM HONDA LAGLISSE | HONDA    | 6  | STCK1000 | 5   | 11:41.161 | 1:09.544 | 2.682  | <b>2:17.268</b> | 5  | 110,722 |
| 2   | 4  |     | <b>JAVIER ARTIME</b>   | TEAM HONDA LAGLISSE |          | 7  | STCK1000 | 5   | 12:09.463 | 1:37.846 | 28.302 | <b>2:17.627</b> | 3  | 106,426 |

Estado de la pista: **MOJADO**

<https://jcy-cronometraje.com/>

Director: Sara Blanco

Cronometrador: Juan Carlos Jodra

Hora de publicación: \_\_\_\_\_

Hora de impresión: 10/05/2026 15:22



## SBK CARRERA 2\_RESTART

### ANÁLISIS VUELTA A VUELTA CON SECTORES

#### 1 STEVEN ODENDAAL Clase: SBK

| Vta. | Tiempo   | Sec.1  | Sec.2  | Sec.3  | Sec.4  | Km/h   | T.Transc. |
|------|----------|--------|--------|--------|--------|--------|-----------|
| 1    | 2:10.399 | 34.007 | 28.688 | 38.842 | 28.862 | 218.57 | 2:12.674  |
| 2    | 2:05.399 | 30.865 | 28.172 | 37.834 | 28.528 | 226.67 | 4:18.073  |
| 3    | 2:05.474 | 30.501 | 28.219 | 38.175 | 28.579 | 231.57 | 6:23.547  |
| 4    | 2:04.957 | 30.852 | 28.101 | 37.450 | 28.554 | 229.09 | 8:28.504  |
| 5    | 2:03.374 | 30.506 | 27.690 | 37.011 | 28.167 | 224.29 | 10:31.878 |

#### 4 JAVIER ARTIME Clase: STCK1000

| Vta. | Tiempo   | Sec.1  | Sec.2  | Sec.3  | Sec.4  | Km/h   | T.Transc. |
|------|----------|--------|--------|--------|--------|--------|-----------|
| 1    | 2:49.340 | 36.403 | 59.278 | 42.424 | 31.235 | 177.02 | 2:53.158  |
| 2    | 2:19.822 | 34.457 | 32.118 | 41.710 | 31.537 | 198.33 | 5:12.980  |
| 3    | 2:17.627 | 33.768 | 30.624 | 41.485 | 31.750 | 206.96 | 7:30.607  |
| 4    | 2:19.563 | 34.921 | 31.121 | 42.052 | 31.469 | 197.42 | 9:50.170  |
| 5    | 2:19.293 | 34.048 | 31.286 | 42.416 | 31.543 | 218.57 | 12:09.463 |

#### 9 CHARLES AUBRIE Clase: STCK1000

| Vta. | Tiempo   | Sec.1  | Sec.2  | Sec.3  | Sec.4  | Km/h   | T.Transc. |
|------|----------|--------|--------|--------|--------|--------|-----------|
| 1    | 2:21.701 | 37.506 | 30.639 | 41.806 | 31.750 | 181.53 | 2:25.534  |
| 2    | 2:19.015 | 33.708 | 30.411 | 42.444 | 32.452 | 210.00 | 4:44.549  |
| 3    | 2:20.225 | 34.267 | 31.294 | 43.159 | 31.505 | 207.96 | 7:04.774  |
| 4    | 2:17.958 | 33.432 | 30.542 | 42.352 | 31.632 | 216.36 | 9:22.732  |
| 5    | 2:15.747 | 33.445 | 30.350 | 40.933 | 31.019 | 214.20 | 11:38.479 |

#### 13 VILLE VALTONEN Clase: STCK1000

| Vta. | Tiempo   | Sec.1  | Sec.2  | Sec.3  | Sec.4  | Km/h   | T.Transc. |
|------|----------|--------|--------|--------|--------|--------|-----------|
| 1    | 2:11.751 | 34.433 | 29.299 | 38.892 | 29.127 | 203.03 | 2:14.887  |
| 2    | 2:06.096 | 31.559 | 28.082 | 37.685 | 28.770 | 215.28 | 4:20.983  |
| 3    | 2:04.913 | 30.464 | 28.239 | 37.840 | 28.370 | 229.09 | 6:25.896  |
| 4    | 2:05.710 | 30.708 | 28.138 | 37.681 | 29.183 | 231.57 | 8:31.606  |
| 5    | 2:07.218 | 31.147 | 28.450 | 38.230 | 29.391 | 219.69 | 10:38.824 |

#### 37 MAURO GONZALEZ Clase: STCK1000

| Vta. | Tiempo   | Sec.1  | Sec.2  | Sec.3  | Sec.4  | Km/h   | T.Transc. |
|------|----------|--------|--------|--------|--------|--------|-----------|
| 1    | 2:13.168 | 35.356 | 29.460 | 39.604 | 28.748 | 198.33 | 2:16.300  |
| 2    | 2:08.087 | 31.650 | 28.967 | 38.990 | 28.480 | 211.03 | 4:24.387  |
| 3    | 2:05.548 | 30.701 | 28.211 | 38.114 | 28.522 | 229.09 | 6:29.935  |
| 4    | 2:05.676 | 30.511 | 28.084 | 38.467 | 28.614 | 227.87 | 8:35.611  |
| 5    | 2:06.034 | 31.008 | 28.375 | 38.294 | 28.357 | 225.47 | 10:41.645 |

#### 38 OLA NESBAKKEN Clase: STCK1000

| Vta. | Tiempo   | Sec.1  | Sec.2  | Sec.3  | Sec.4  | Km/h   | T.Transc. |
|------|----------|--------|--------|--------|--------|--------|-----------|
| 1    | 2:42.465 | 42.395 | 35.882 | 48.655 | 35.533 | 150.32 | 2:46.562  |

#### 40 ROMAN RAMOS Clase: SBK

| Vta. | Tiempo   | Sec.1  | Sec.2  | Sec.3  | Sec.4  | Km/h   | T.Transc. |
|------|----------|--------|--------|--------|--------|--------|-----------|
| 1    | 2:11.940 | 34.597 | 29.209 | 38.909 | 29.225 | 207.96 | 2:14.735  |
| 2    | 2:17.235 | 31.430 | 28.995 | 40.872 | 35.938 | 212.08 | 4:31.970  |

#### 57 FRANCISCO J. PALOMERA Clase: SBK

| Vta. | Tiempo   | Sec.1  | Sec.2  | Sec.3  | Sec.4  | Km/h   | T.Transc. |
|------|----------|--------|--------|--------|--------|--------|-----------|
| 1    | 2:11.680 | 34.137 | 29.162 | 39.032 | 29.349 | 214.20 | 2:14.265  |
| 2    | 2:06.013 | 30.910 | 28.222 | 37.919 | 28.962 | 232.83 | 4:20.278  |
| 3    | 2:05.204 | 30.377 | 28.675 | 37.730 | 28.422 | 235.38 | 6:25.482  |
| 4    | 2:04.281 | 30.236 | 27.900 | 37.134 | 29.011 | 235.38 | 8:29.763  |
| 5    | 2:03.210 | 30.140 | 27.755 | 37.084 | 28.231 | 232.83 | 10:32.973 |

#### 61 JAVIER DEL OLMO Clase: STCK1000

| Vta. | Tiempo   | Sec.1  | Sec.2  | Sec.3  | Sec.4  | Km/h   | T.Transc. |
|------|----------|--------|--------|--------|--------|--------|-----------|
| 1    | 2:15.621 | 36.029 | 30.092 | 39.761 | 29.739 | 186.26 | 2:19.177  |
| 2    | 2:12.672 | 32.910 | 29.393 | 39.882 | 30.487 | 192.97 | 4:31.849  |
| 3    | 2:15.875 | 33.691 | 30.022 | 41.379 | 30.783 | 185.45 | 6:47.724  |
| 4    | 2:15.217 | 33.604 | 29.934 | 41.292 | 30.387 | 180.76 | 9:02.941  |
| 5    | 2:14.970 | 33.476 | 29.864 | 40.985 | 30.645 | 191.25 | 11:17.911 |

#### 67 ANTON EREMIN Clase: STCK1000

| Vta. | Tiempo   | Sec.1  | Sec.2  | Sec.3  | Sec.4  | Km/h   | T.Transc. |
|------|----------|--------|--------|--------|--------|--------|-----------|
| 1    | 2:14.048 | 34.608 | 29.922 | 39.882 | 29.636 | 193.85 | 2:17.452  |
| 2    | 2:08.131 | 31.814 | 28.795 | 38.271 | 29.251 | 205.96 | 4:25.583  |
| 3    | 2:06.468 | 31.196 | 28.220 | 37.995 | 29.057 | 217.46 | 6:32.051  |
| 4    | 2:06.028 | 30.933 | 28.464 | 37.913 | 28.718 | 224.29 | 8:38.079  |
| 5    | 2:04.726 | 30.944 | 28.111 | 37.276 | 28.395 | 221.97 | 10:42.805 |

#### 75 IVO LOPES Clase: SBK

| Vta. | Tiempo   | Sec.1  | Sec.2  | Sec.3  | Sec.4  | Km/h   | T.Transc. |
|------|----------|--------|--------|--------|--------|--------|-----------|
| 1    | 2:12.108 | 34.639 | 29.961 | 38.887 | 28.621 | 204.00 | 2:14.701  |
| 2    | 2:05.076 | 30.785 | 28.497 | 37.744 | 28.050 | 230.32 | 4:19.777  |
| 3    | 2:04.336 | 30.643 | 28.434 | 37.290 | 27.969 | 227.87 | 6:24.113  |
| 4    | 2:04.371 | 30.498 | 28.439 | 37.074 | 28.360 | 230.32 | 8:28.484  |
| 5    | 2:03.133 | 30.819 | 27.872 | 36.705 | 27.737 | 221.97 | 10:31.617 |

#### 92 JULIO DOMINGUEZ Clase: STCK1000

| Vta. | Tiempo   | Sec.1  | Sec.2  | Sec.3  | Sec.4  | Km/h   | T.Transc. |
|------|----------|--------|--------|--------|--------|--------|-----------|
| 1    | 2:22.186 | 36.867 | 31.727 | 42.102 | 31.490 | 173.44 | 2:26.973  |
| 2    | 2:18.980 | 34.629 | 30.703 | 42.246 | 31.402 | 185.45 | 4:45.953  |
| 3    | 2:19.487 | 34.155 | 31.060 | 42.721 | 31.551 | 199.26 | 7:05.440  |
| 4    | 2:18.453 | 34.154 | 30.612 | 41.987 | 31.700 | 192.97 | 9:23.893  |
| 5    | 2:17.268 | 33.868 | 30.281 | 41.459 | 31.660 | 202.08 | 11:41.161 |



9 Y 10 DE MAYO  
CIRCUITO DE NAVARRA

## SBK CARRERA 2\_RESTART

| 96 PACO MORALES Clase: STCK1000 |          |        |        |        |        |        |           |
|---------------------------------|----------|--------|--------|--------|--------|--------|-----------|
| Vta.                            | Tiempo   | Sec.1  | Sec.2  | Sec.3  | Sec.4  | Km/h   | T.Transc. |
| 1                               | 2:14.573 | 35.134 | 29.978 | 39.976 | 29.485 | 201.13 | 2:18.212  |
| 2                               | 2:10.167 | 31.464 | 28.760 | 38.815 | 31.128 | 224.29 | 4:28.379  |



## SBK CARRERA 2\_RESTART

### CLASIFICACIÓN POR SECTORES

| Sector - 1 |    |                       |          | Sector - 2 |    |                       |          | Sector - 3 |    |                       |          | Sector - 4 |    |                       |          |
|------------|----|-----------------------|----------|------------|----|-----------------------|----------|------------|----|-----------------------|----------|------------|----|-----------------------|----------|
| P.         | Nº | Nombre                | T Sector | P.         | Nº | Nombre                | T Sector | P.         | Nº | Nombre                | T Sector | P.         | Nº | Nombre                | T Sector |
| 1          | 57 | FRANCISCO J. PALOMERA | 30.140   | 1          | 1  | STEVEN ODENDAAL       | 27.690   | 1          | 75 | IVO LOPES             | 36.705   | 1          | 75 | IVO LOPES             | 27.737   |
| 2          | 13 | VILLE VALTONEN        | 30.464   | 2          | 57 | FRANCISCO J. PALOMERA | 27.755   | 2          | 1  | STEVEN ODENDAAL       | 37.011   | 2          | 1  | STEVEN ODENDAAL       | 28.167   |
| 3          | 75 | IVO LOPES             | 30.498   | 3          | 75 | IVO LOPES             | 27.872   | 3          | 57 | FRANCISCO J. PALOMERA | 37.084   | 3          | 57 | FRANCISCO J. PALOMERA | 28.231   |
| 4          | 1  | STEVEN ODENDAAL       | 30.501   | 4          | 13 | VILLE VALTONEN        | 28.082   | 4          | 67 | ANTON EREMIN          | 37.276   | 4          | 37 | MAURO GONZALEZ        | 28.357   |
| 5          | 37 | MAURO GONZALEZ        | 30.511   | 5          | 37 | MAURO GONZALEZ        | 28.084   | 5          | 13 | VILLE VALTONEN        | 37.681   | 5          | 13 | VILLE VALTONEN        | 28.370   |
| 6          | 67 | ANTON EREMIN          | 30.933   | 6          | 67 | ANTON EREMIN          | 28.111   | 6          | 37 | MAURO GONZALEZ        | 38.114   | 6          | 67 | ANTON EREMIN          | 28.395   |
| 7          | 40 | ROMAN RAMOS           | 31.430   | 7          | 96 | PACO MORALES          | 28.760   | 7          | 96 | PACO MORALES          | 38.815   | 7          | 40 | ROMAN RAMOS           | 29.225   |
| 8          | 96 | PACO MORALES          | 31.464   | 8          | 40 | ROMAN RAMOS           | 28.995   | 8          | 40 | ROMAN RAMOS           | 38.909   | 8          | 96 | PACO MORALES          | 29.485   |
| 9          | 61 | JAVIER DEL OLMO       | 32.910   | 9          | 61 | JAVIER DEL OLMO       | 29.393   | 9          | 61 | JAVIER DEL OLMO       | 39.761   | 9          | 61 | JAVIER DEL OLMO       | 29.739   |
| 10         | 9  | CHARLES AUBRIE        | 33.432   | 10         | 92 | JULIO DOMINGUEZ       | 30.281   | 10         | 9  | CHARLES AUBRIE        | 40.933   | 10         | 9  | CHARLES AUBRIE        | 31.019   |
| 11         | 4  | JAVIER ARTIME         | 33.768   | 11         | 9  | CHARLES AUBRIE        | 30.350   | 11         | 92 | JULIO DOMINGUEZ       | 41.459   | 11         | 4  | JAVIER ARTIME         | 31.235   |
| 12         | 92 | JULIO DOMINGUEZ       | 33.868   | 12         | 4  | JAVIER ARTIME         | 30.624   | 12         | 4  | JAVIER ARTIME         | 41.485   | 12         | 92 | JULIO DOMINGUEZ       | 31.402   |
| 13         | 38 | OLA NESBAKKEN         | 42.395   | 13         | 38 | OLA NESBAKKEN         | 35.882   | 13         | 38 | OLA NESBAKKEN         | 48.655   | 13         | 38 | OLA NESBAKKEN         | 35.533   |

Tiempo de vuelta ideal: 2:02.272

## SBK CARRERA 2\_RESTART

### ANÁLISIS VUELTA A VUELTA — SECTORES Y TIEMPOS ACUMULADOS

#### 1 STEVEN ODENDAAL Clase: SBK

| Vta. | Sec.1  | Sec.2  | Sec.3  | Sec.4  | IP1    | IP2      | IP3      | Tiempo   |
|------|--------|--------|--------|--------|--------|----------|----------|----------|
| 1    | 34.007 | 28.688 | 38.842 | 28.862 | 34.007 | 1:02.695 | 1:41.537 | 2:10.399 |
| 2    | 30.865 | 28.172 | 37.834 | 28.528 | 30.865 | 59.037   | 1:36.871 | 2:05.399 |
| 3    | 30.501 | 28.219 | 38.175 | 28.579 | 30.501 | 58.720   | 1:36.895 | 2:05.474 |
| 4    | 30.852 | 28.101 | 37.450 | 28.554 | 30.852 | 58.953   | 1:36.403 | 2:04.957 |
| 5    | 30.506 | 27.690 | 37.011 | 28.167 | 30.506 | 58.196   | 1:35.207 | 2:03.374 |

#### 4 JAVIER ARTIME Clase: STCK1000

| Vta. | Sec.1  | Sec.2  | Sec.3  | Sec.4  | IP1    | IP2      | IP3      | Tiempo   |
|------|--------|--------|--------|--------|--------|----------|----------|----------|
| 1    | 36.403 | 59.278 | 42.424 | 31.235 | 36.403 | 1:35.681 | 2:18.105 | 2:49.340 |
| 2    | 34.457 | 32.118 | 41.710 | 31.537 | 34.457 | 1:06.575 | 1:48.285 | 2:19.822 |
| 3    | 33.768 | 30.624 | 41.485 | 31.750 | 33.768 | 1:04.392 | 1:45.877 | 2:17.627 |
| 4    | 34.921 | 31.121 | 42.052 | 31.469 | 34.921 | 1:06.042 | 1:48.094 | 2:19.563 |
| 5    | 34.048 | 31.286 | 42.416 | 31.543 | 34.048 | 1:05.334 | 1:47.750 | 2:19.293 |

#### 9 CHARLES AUBRIE Clase: STCK1000

| Vta. | Sec.1  | Sec.2  | Sec.3  | Sec.4  | IP1    | IP2      | IP3      | Tiempo   |
|------|--------|--------|--------|--------|--------|----------|----------|----------|
| 1    | 37.506 | 30.639 | 41.806 | 31.750 | 37.506 | 1:08.145 | 1:49.951 | 2:21.701 |
| 2    | 33.708 | 30.411 | 42.444 | 32.452 | 33.708 | 1:04.119 | 1:46.563 | 2:19.015 |
| 3    | 34.267 | 31.294 | 43.159 | 31.505 | 34.267 | 1:05.561 | 1:48.720 | 2:20.225 |
| 4    | 33.432 | 30.542 | 42.352 | 31.632 | 33.432 | 1:03.974 | 1:46.326 | 2:17.958 |
| 5    | 33.445 | 30.350 | 40.933 | 31.019 | 33.445 | 1:03.795 | 1:44.728 | 2:15.747 |

#### 13 VILLE VALTONEN Clase: STCK1000

| Vta. | Sec.1  | Sec.2  | Sec.3  | Sec.4  | IP1    | IP2      | IP3      | Tiempo   |
|------|--------|--------|--------|--------|--------|----------|----------|----------|
| 1    | 34.433 | 29.299 | 38.892 | 29.127 | 34.433 | 1:03.732 | 1:42.624 | 2:11.751 |
| 2    | 31.559 | 28.082 | 37.685 | 28.770 | 31.559 | 59.641   | 1:37.326 | 2:06.096 |
| 3    | 30.464 | 28.239 | 37.840 | 28.370 | 30.464 | 58.703   | 1:36.543 | 2:04.913 |
| 4    | 30.708 | 28.138 | 37.681 | 29.183 | 30.708 | 58.846   | 1:36.527 | 2:05.710 |
| 5    | 31.147 | 28.450 | 38.230 | 29.391 | 31.147 | 59.597   | 1:37.827 | 2:07.218 |

#### 37 MAURO GONZALEZ Clase: STCK1000

| Vta. | Sec.1  | Sec.2  | Sec.3  | Sec.4  | IP1    | IP2      | IP3      | Tiempo   |
|------|--------|--------|--------|--------|--------|----------|----------|----------|
| 1    | 35.356 | 29.460 | 39.604 | 28.748 | 35.356 | 1:04.816 | 1:44.420 | 2:13.168 |
| 2    | 31.650 | 28.967 | 38.990 | 28.480 | 31.650 | 1:00.617 | 1:39.607 | 2:08.087 |
| 3    | 30.701 | 28.211 | 38.114 | 28.522 | 30.701 | 58.912   | 1:37.026 | 2:05.548 |
| 4    | 30.511 | 28.084 | 38.467 | 28.614 | 30.511 | 58.595   | 1:37.062 | 2:05.676 |
| 5    | 31.008 | 28.375 | 38.294 | 28.357 | 31.008 | 59.383   | 1:37.677 | 2:06.034 |

#### 38 OLA NESBAKKEN Clase: STCK1000

| Vta. | Sec.1  | Sec.2  | Sec.3  | Sec.4  | IP1    | IP2      | IP3      | Tiempo   |
|------|--------|--------|--------|--------|--------|----------|----------|----------|
| 1    | 42.395 | 35.882 | 48.655 | 35.533 | 42.395 | 1:18.277 | 2:06.932 | 2:42.465 |

#### 40 ROMAN RAMOS Clase: SBK

| Vta. | Sec.1  | Sec.2  | Sec.3  | Sec.4  | IP1    | IP2      | IP3      | Tiempo   |
|------|--------|--------|--------|--------|--------|----------|----------|----------|
| 1    | 34.597 | 29.209 | 38.909 | 29.225 | 34.597 | 1:03.806 | 1:42.715 | 2:11.940 |
| 2    | 31.430 | 28.995 | 40.872 | 35.938 | 31.430 | 1:00.425 | 1:41.297 | 2:17.235 |

#### 57 FRANCISCO J. PALOMERA Clase: SBK

| Vta. | Sec.1  | Sec.2  | Sec.3  | Sec.4  | IP1    | IP2      | IP3      | Tiempo   |
|------|--------|--------|--------|--------|--------|----------|----------|----------|
| 1    | 34.137 | 29.162 | 39.032 | 29.349 | 34.137 | 1:03.299 | 1:42.331 | 2:11.680 |
| 2    | 30.910 | 28.222 | 37.919 | 28.962 | 30.910 | 59.132   | 1:37.051 | 2:06.013 |
| 3    | 30.377 | 28.675 | 37.730 | 28.422 | 30.377 | 59.052   | 1:36.782 | 2:05.204 |
| 4    | 30.236 | 27.900 | 37.134 | 29.011 | 30.236 | 58.136   | 1:35.270 | 2:04.281 |
| 5    | 30.140 | 27.755 | 37.084 | 28.231 | 30.140 | 57.895   | 1:34.979 | 2:03.210 |

#### 61 JAVIER DEL OLMO Clase: STCK1000

| Vta. | Sec.1  | Sec.2  | Sec.3  | Sec.4  | IP1    | IP2      | IP3      | Tiempo   |
|------|--------|--------|--------|--------|--------|----------|----------|----------|
| 1    | 36.029 | 30.092 | 39.761 | 29.739 | 36.029 | 1:06.121 | 1:45.882 | 2:15.621 |
| 2    | 32.910 | 29.393 | 39.882 | 30.487 | 32.910 | 1:02.303 | 1:42.185 | 2:12.672 |
| 3    | 33.691 | 30.022 | 41.379 | 30.783 | 33.691 | 1:03.713 | 1:45.092 | 2:15.875 |
| 4    | 33.604 | 29.934 | 41.292 | 30.387 | 33.604 | 1:03.538 | 1:44.830 | 2:15.217 |
| 5    | 33.476 | 29.864 | 40.985 | 30.645 | 33.476 | 1:03.340 | 1:44.325 | 2:14.970 |

#### 67 ANTON EREMIN Clase: STCK1000

| Vta. | Sec.1  | Sec.2  | Sec.3  | Sec.4  | IP1    | IP2      | IP3      | Tiempo   |
|------|--------|--------|--------|--------|--------|----------|----------|----------|
| 1    | 34.608 | 29.922 | 39.882 | 29.636 | 34.608 | 1:04.530 | 1:44.412 | 2:14.048 |
| 2    | 31.814 | 28.795 | 38.271 | 29.251 | 31.814 | 1:00.609 | 1:38.880 | 2:08.131 |
| 3    | 31.196 | 28.220 | 37.995 | 29.057 | 31.196 | 59.416   | 1:37.411 | 2:06.468 |
| 4    | 30.933 | 28.464 | 37.913 | 28.718 | 30.933 | 59.397   | 1:37.310 | 2:06.028 |
| 5    | 30.944 | 28.111 | 37.276 | 28.395 | 30.944 | 59.055   | 1:36.331 | 2:04.726 |

#### 75 IVO LOPES Clase: SBK

| Vta. | Sec.1  | Sec.2  | Sec.3  | Sec.4  | IP1    | IP2      | IP3      | Tiempo   |
|------|--------|--------|--------|--------|--------|----------|----------|----------|
| 1    | 34.639 | 29.961 | 38.887 | 28.621 | 34.639 | 1:04.600 | 1:43.487 | 2:12.108 |
| 2    | 30.785 | 28.497 | 37.744 | 28.050 | 30.785 | 59.282   | 1:37.026 | 2:05.076 |
| 3    | 30.643 | 28.434 | 37.290 | 27.969 | 30.643 | 59.077   | 1:36.367 | 2:04.336 |
| 4    | 30.498 | 28.439 | 37.074 | 28.360 | 30.498 | 58.937   | 1:36.011 | 2:04.371 |
| 5    | 30.819 | 27.872 | 36.705 | 27.737 | 30.819 | 58.691   | 1:35.396 | 2:03.133 |

#### 92 JULIO DOMINGUEZ Clase: STCK1000

| Vta. | Sec.1  | Sec.2  | Sec.3  | Sec.4  | IP1    | IP2      | IP3      | Tiempo   |
|------|--------|--------|--------|--------|--------|----------|----------|----------|
| 1    | 36.867 | 31.727 | 42.102 | 31.490 | 36.867 | 1:08.594 | 1:50.696 | 2:22.186 |
| 2    | 34.629 | 30.703 | 42.246 | 31.402 | 34.629 | 1:05.332 | 1:47.578 | 2:18.980 |
| 3    | 34.155 | 31.060 | 42.721 | 31.551 | 34.155 | 1:05.215 | 1:47.936 | 2:19.487 |
| 4    | 34.154 | 30.612 | 41.987 | 31.700 | 34.154 | 1:04.766 | 1:46.753 | 2:18.453 |
| 5    | 33.868 | 30.281 | 41.459 | 31.660 | 33.868 | 1:04.149 | 1:45.608 | 2:17.268 |



9 Y 10 DE MAYO  
CIRCUITO DE NAVARRA

## SBK CARRERA 2\_RESTART

| 96 PACO MORALES Clase: STCK1000 |        |        |        |        |        |          |          |          |
|---------------------------------|--------|--------|--------|--------|--------|----------|----------|----------|
| Vta.                            | Sec.1  | Sec.2  | Sec.3  | Sec.4  | IP1    | IP2      | IP3      | Tiempo   |
| 1                               | 35.134 | 29.978 | 39.976 | 29.485 | 35.134 | 1:05.112 | 1:45.088 | 2:14.573 |
| 2                               | 31.464 | 28.760 | 38.815 | 31.128 | 31.464 | 1:00.224 | 1:39.039 | 2:10.167 |



## SBK CARRERA 2\_RESTART

### 40 MEJORES VUELTAS

| Nº | Nombre                | Clase    | Tiempo   | En Vuelta |
|----|-----------------------|----------|----------|-----------|
| 75 | IVO LOPES             | SBK      | 2:03.133 | 5         |
| 57 | FRANCISCO J. PALOMERA | SBK      | 2:03.210 | 5         |
| 1  | STEVEN ODENDAAL       | SBK      | 2:03.374 | 5         |
| 57 | FRANCISCO J. PALOMERA | SBK      | 2:04.281 | 4         |
| 75 | IVO LOPES             | SBK      | 2:04.336 | 3         |
| 75 | IVO LOPES             | SBK      | 2:04.371 | 4         |
| 67 | ANTON EREMIN          | STCK1000 | 2:04.726 | 5         |
| 13 | VILLE VALTONEN        | STCK1000 | 2:04.913 | 3         |
| 1  | STEVEN ODENDAAL       | SBK      | 2:04.957 | 4         |
| 75 | IVO LOPES             | SBK      | 2:05.076 | 2         |
| 57 | FRANCISCO J. PALOMERA | SBK      | 2:05.204 | 3         |
| 1  | STEVEN ODENDAAL       | SBK      | 2:05.399 | 2         |
| 1  | STEVEN ODENDAAL       | SBK      | 2:05.474 | 3         |
| 37 | MAURO GONZALEZ        | STCK1000 | 2:05.548 | 3         |
| 37 | MAURO GONZALEZ        | STCK1000 | 2:05.676 | 4         |
| 13 | VILLE VALTONEN        | STCK1000 | 2:05.710 | 4         |
| 57 | FRANCISCO J. PALOMERA | SBK      | 2:06.013 | 2         |
| 67 | ANTON EREMIN          | STCK1000 | 2:06.028 | 4         |
| 37 | MAURO GONZALEZ        | STCK1000 | 2:06.034 | 5         |
| 13 | VILLE VALTONEN        | STCK1000 | 2:06.096 | 2         |
| 67 | ANTON EREMIN          | STCK1000 | 2:06.468 | 3         |
| 13 | VILLE VALTONEN        | STCK1000 | 2:07.218 | 5         |
| 37 | MAURO GONZALEZ        | STCK1000 | 2:08.087 | 2         |
| 67 | ANTON EREMIN          | STCK1000 | 2:08.131 | 2         |
| 96 | PACO MORALES          | STCK1000 | 2:10.167 | 2         |
| 1  | STEVEN ODENDAAL       | SBK      | 2:10.399 | 1         |
| 57 | FRANCISCO J. PALOMERA | SBK      | 2:11.680 | 1         |
| 13 | VILLE VALTONEN        | STCK1000 | 2:11.751 | 1         |
| 40 | ROMAN RAMOS           | SBK      | 2:11.940 | 1         |
| 75 | IVO LOPES             | SBK      | 2:12.108 | 1         |
| 61 | JAVIER DEL OLMO       | STCK1000 | 2:12.672 | 2         |
| 37 | MAURO GONZALEZ        | STCK1000 | 2:13.168 | 1         |
| 67 | ANTON EREMIN          | STCK1000 | 2:14.048 | 1         |
| 96 | PACO MORALES          | STCK1000 | 2:14.573 | 1         |
| 61 | JAVIER DEL OLMO       | STCK1000 | 2:14.970 | 5         |
| 61 | JAVIER DEL OLMO       | STCK1000 | 2:15.217 | 4         |
| 61 | JAVIER DEL OLMO       | STCK1000 | 2:15.621 | 1         |
| 9  | CHARLES AUBRIE        | STCK1000 | 2:15.747 | 5         |
| 61 | JAVIER DEL OLMO       | STCK1000 | 2:15.875 | 3         |
| 40 | ROMAN RAMOS           | SBK      | 2:17.235 | 2         |

## SBK CARRERA 2\_RESTART

### TOP 5 MEJORES VUELTAS

| Nº | Nombre                | Clase    | V1       | V2       | V3       | V4       | V5       |
|----|-----------------------|----------|----------|----------|----------|----------|----------|
| 75 | IVO LOPES             | SBK      | 2:03.133 | 2:04.336 | 2:04.371 | 2:05.076 | 2:12.108 |
| 57 | FRANCISCO J. PALOMERA | SBK      | 2:03.210 | 2:04.281 | 2:05.204 | 2:06.013 | 2:11.680 |
| 1  | STEVEN ODENDAAL       | SBK      | 2:03.374 | 2:04.957 | 2:05.399 | 2:05.474 | 2:10.399 |
| 67 | ANTON EREMIN          | STCK1000 | 2:04.726 | 2:06.028 | 2:06.468 | 2:08.131 | 2:14.048 |
| 13 | VILLE VALTONEN        | STCK1000 | 2:04.913 | 2:05.710 | 2:06.096 | 2:07.218 | 2:11.751 |
| 37 | MAURO GONZALEZ        | STCK1000 | 2:05.548 | 2:05.676 | 2:06.034 | 2:08.087 | 2:13.168 |
| 96 | PACO MORALES          | STCK1000 | 2:10.167 | 2:14.573 |          |          |          |
| 40 | ROMAN RAMOS           | SBK      | 2:11.940 | 2:17.235 |          |          |          |
| 61 | JAVIER DEL OLMO       | STCK1000 | 2:12.672 | 2:14.970 | 2:15.217 | 2:15.621 | 2:15.875 |
| 9  | CHARLES AUBRIE        | STCK1000 | 2:15.747 | 2:17.958 | 2:19.015 | 2:20.225 | 2:21.701 |
| 92 | JULIO DOMINGUEZ       | STCK1000 | 2:17.268 | 2:18.453 | 2:18.980 | 2:19.487 | 2:22.186 |
| 4  | JAVIER ARTIME         | STCK1000 | 2:17.627 | 2:19.293 | 2:19.563 | 2:19.822 | 2:49.340 |
| 38 | OLA NESBAKKEN         | STCK1000 | 2:42.465 |          |          |          |          |

## SBK CARRERA 2\_RESTART

### 40 MEJORES VELOCIDADES

| Nº | Nombre                | Clase    | Velocidad | En V. | Tiempo sesión |
|----|-----------------------|----------|-----------|-------|---------------|
| 57 | FRANCISCO J. PALOMERA | SBK      | 235.380   | 3     | 6:25.482      |
| 57 | FRANCISCO J. PALOMERA | SBK      | 235.380   | 4     | 8:29.763      |
| 57 | FRANCISCO J. PALOMERA | SBK      | 232.830   | 2     | 4:20.278      |
| 57 | FRANCISCO J. PALOMERA | SBK      | 232.830   | 5     | 10:32.973     |
| 1  | STEVEN ODENDAAL       | SBK      | 231.570   | 3     | 6:23.547      |
| 13 | VILLE VALTONEN        | STCK1000 | 231.570   | 4     | 8:31.606      |
| 75 | IVO LOPES             | SBK      | 230.320   | 2     | 4:19.777      |
| 75 | IVO LOPES             | SBK      | 230.320   | 4     | 8:28.484      |
| 1  | STEVEN ODENDAAL       | SBK      | 229.090   | 4     | 8:28.504      |
| 13 | VILLE VALTONEN        | STCK1000 | 229.090   | 3     | 6:25.896      |
| 37 | MAURO GONZALEZ        | STCK1000 | 229.090   | 3     | 6:29.935      |
| 37 | MAURO GONZALEZ        | STCK1000 | 227.870   | 4     | 8:35.611      |
| 75 | IVO LOPES             | SBK      | 227.870   | 3     | 6:24.113      |
| 1  | STEVEN ODENDAAL       | SBK      | 226.670   | 2     | 4:18.073      |
| 37 | MAURO GONZALEZ        | STCK1000 | 225.470   | 5     | 10:41.645     |
| 1  | STEVEN ODENDAAL       | SBK      | 224.290   | 5     | 10:31.878     |
| 67 | ANTON EREMIN          | STCK1000 | 224.290   | 4     | 8:38.079      |
| 96 | PACO MORALES          | STCK1000 | 224.290   | 2     | 4:28.379      |
| 67 | ANTON EREMIN          | STCK1000 | 221.970   | 5     | 10:42.805     |
| 75 | IVO LOPES             | SBK      | 221.970   | 5     | 10:31.617     |
| 13 | VILLE VALTONEN        | STCK1000 | 219.690   | 5     | 10:38.824     |
| 1  | STEVEN ODENDAAL       | SBK      | 218.570   | 1     | 2:12.674      |
| 4  | JAVIER ARTIME         | STCK1000 | 218.570   | 5     | 12:09.463     |
| 67 | ANTON EREMIN          | STCK1000 | 217.460   | 3     | 6:32.051      |
| 9  | CHARLES AUBRIE        | STCK1000 | 216.360   | 4     | 9:22.732      |
| 13 | VILLE VALTONEN        | STCK1000 | 215.280   | 2     | 4:20.983      |
| 9  | CHARLES AUBRIE        | STCK1000 | 214.200   | 5     | 11:38.479     |
| 57 | FRANCISCO J. PALOMERA | SBK      | 214.200   | 1     | 2:14.265      |
| 40 | ROMAN RAMOS           | SBK      | 212.080   | 2     | 4:31.970      |
| 37 | MAURO GONZALEZ        | STCK1000 | 211.030   | 2     | 4:24.387      |
| 9  | CHARLES AUBRIE        | STCK1000 | 210.000   | 2     | 4:44.549      |
| 9  | CHARLES AUBRIE        | STCK1000 | 207.960   | 3     | 7:04.774      |
| 40 | ROMAN RAMOS           | SBK      | 207.960   | 1     | 2:14.735      |
| 4  | JAVIER ARTIME         | STCK1000 | 206.960   | 3     | 7:30.607      |
| 67 | ANTON EREMIN          | STCK1000 | 205.960   | 2     | 4:25.583      |
| 75 | IVO LOPES             | SBK      | 204.000   | 1     | 2:14.701      |
| 13 | VILLE VALTONEN        | STCK1000 | 203.030   | 1     | 2:14.887      |
| 92 | JULIO DOMINGUEZ       | STCK1000 | 202.080   | 5     | 11:41.161     |
| 96 | PACO MORALES          | STCK1000 | 201.130   | 1     | 2:18.212      |
| 92 | JULIO DOMINGUEZ       | STCK1000 | 199.260   | 3     | 7:05.440      |

## SBK CARRERA 2\_RESTART

### 5 MEJORES VELOCIDADES POR PILOTO

| Nº | Nombre                | Clase    | V1      | V2      | V3      | V4      | V5      |
|----|-----------------------|----------|---------|---------|---------|---------|---------|
| 57 | FRANCISCO J. PALOMERA | SBK      | 235.380 | 235.380 | 232.830 | 232.830 | 214.200 |
| 1  | STEVEN ODENDAAL       | SBK      | 231.570 | 229.090 | 226.670 | 224.290 | 218.570 |
| 13 | VILLE VALTONEN        | STCK1000 | 231.570 | 229.090 | 219.690 | 215.280 | 203.030 |
| 75 | IVO LOPES             | SBK      | 230.320 | 230.320 | 227.870 | 221.970 | 204.000 |
| 37 | MAURO GONZALEZ        | STCK1000 | 229.090 | 227.870 | 225.470 | 211.030 | 198.330 |
| 67 | ANTON EREMIN          | STCK1000 | 224.290 | 221.970 | 217.460 | 205.960 | 193.850 |
| 96 | PACO MORALES          | STCK1000 | 224.290 | 201.130 |         |         |         |
| 4  | JAVIER ARTIME         | STCK1000 | 218.570 | 206.960 | 198.330 | 197.420 | 177.020 |
| 9  | CHARLES AUBRIE        | STCK1000 | 216.360 | 214.200 | 210.000 | 207.960 | 181.530 |
| 40 | ROMAN RAMOS           | SBK      | 212.080 | 207.960 |         |         |         |
| 92 | JULIO DOMINGUEZ       | STCK1000 | 202.080 | 199.260 | 192.970 | 185.450 | 173.440 |
| 61 | JAVIER DEL OLMO       | STCK1000 | 192.970 | 191.250 | 186.260 | 185.450 | 180.760 |
| 38 | OLA NESBAKKEN         | STCK1000 | 150.320 |         |         |         |         |

## SBK CARRERA 2\_RESTART

### PLANNING

| V 0 | V 1 | V 2 | V 3 | V 4 | V 5 | Hora T.   |
|-----|-----|-----|-----|-----|-----|-----------|
| 1   | 1   | 1   | 1   | 75  | 75  | 10:31.617 |
| 57  | 57  | 75  | 75  | 1   | 1   | 10:31.878 |
| 75  | 75  | 57  | 57  | 57  | 57  | 10:32.973 |
| 40  | 40  | 13  | 13  | 13  | 13  | 10:38.824 |
| 37  | 13  | 37  | 37  | 37  | 37  | 10:41.645 |
| 13  | 37  | 67  | 67  | 67  | 67  | 10:42.805 |
| 67  | 67  | 96  | 61  | 61  | 61  | 11:17.911 |
| 61  | 96  | 61  | 9   | 9   | 9   | 11:38.479 |
| 96  | 61  | 40  | 92  | 92  | 92  | 11:41.161 |
| 4   | 9   | 9   | 4   | 4   | 4   | 12:09.463 |
| 9   | 92  | 92  |     |     |     |           |
| 38  | 38  | 4   |     |     |     | 2:46.562  |
| 92  | 4   |     |     |     |     |           |

**SBK**  
**CARRERA 2\_RESTART**

**PLANNING GRÁFICO**

