













SBK CARRERA 1_RESTART

Clasificación

Pos	N	Nat	Nombre	Equipo	Vehiculo	PC	Clase	Vts	T.Total	Dif 1º	Prev.	V.Rap.	V.	Km/h..
1	57		FRANCISCO J. PALOMERA	TEAM HONDA LAGLISSE	HONDA	1	SBK	5	8:56.504			1:45.724	3	144,703
2	1		STEVEN ODENDAAL	NEW2 PROJECT		2	SBK	5	8:56.773	0.269	0.269	1:45.561	3	144,631
3	37		MAURO GONZALEZ	BMW EASYRACE TEAM		1	STCK1000	5	9:03.568	7.064	6.795	1:46.656	2	142,823
4	67		ANTON EREMIN	ERNA RACING		2	STCK1000	5	9:07.516	11.012	3.948	1:47.910	2	141,793
5	13		VILLE VALTONEN	TEAM SENSETEC		3	STCK1000	5	9:07.850	11.346	0.334	1:47.978	2	141,707
6	96		PACO MORALES	BRITISH CARRERA	HONDA	4	STCK1000	5	9:15.715	19.211	7.865	1:49.632	4	139,701
7	61		JAVIER DEL OLMO	KAWASAKI JDO RACING	KAWASAKI	5	STCK1000	5	9:24.880	28.376	9.165	1:51.161	5	137,434
8	4		JAVIER ARTIME	TEAM HONDA LAGLISSE		6	STCK1000	5	9:25.589	29.085	0.709	1:51.208	3	137,262
9	9		CHARLES AUBRIE	TEAM RLD RACING	HONDA	7	STCK1000	5	9:26.412	29.908	0.823	1:51.405	5	137,063
10	38		OLA NESBAKKEN	TEAM HONDA LAGLISSE	HONDA	8	STCK1000	5	9:31.734	35.230	5.322	1:52.083	5	135,787
11	75		IVO LOPES	BMW EASYRACE TEAM		3	SBK	5	9:34.605	38.101	2.871	1:45.771	3	135,108
12	92		JULIO DOMINGUEZ	TEAM HONDA LAGLISSE	HONDA	9	STCK1000	5	9:47.443	50.939	12.838	1:54.631	2	132,156

Nº Corredor: 1, Nombre: STEVEN ODENDAAL, Mejor Tiempo: 1:45.561, Velocidad Media: 147,088 Km/h

Estado de la pista: **SECO**

Director: Sara Blanco

Hora de publicación: _____

<https://jcy-cronometraje.com/>

Cronometrador: Juan Carlos Jodra






JCY
CRONOMETRAJE










Hora de impresión: 09/05/2026 17:17

SBK CARRERA 1_RESTART

Clase: SBK

Pos	N	Nat	Nombre	Equipo	Vehiculo	PC	Clase	Vts	T.Total	Dif 1º	Prev.	V.Rap.	V.	Km/h..
1	57		FRANCISCO J. PALOMERA	TEAM HONDA LAGLISSE	HONDA	1	SBK	5	8:56.504			1:45.724	3	144,703
2	1		STEVEN ODENDAAL	NEW2 PROJECT		2	SBK	5	8:56.773	0.269	0.269	1:45.561	3	144,631
3	75		IVO LOPES	BMW EASYRACE TEAM		3	SBK	5	9:34.605	38.101	2.871	1:45.771	3	135,108

Clase: STCK1000

Pos	N	Nat	Nombre	Equipo	Vehiculo	PC	Clase	Vts	T.Total	Dif 1º	Prev.	V.Rap.	V.	Km/h..
1	37		MAURO GONZALEZ	BMW EASYRACE TEAM		1	STCK1000	5	9:03.568	7.064	6.795	1:46.656	2	142,823
2	67		ANTON EREMIN	ERNA RACING		2	STCK1000	5	9:07.516	11.012	3.948	1:47.910	2	141,793
3	13		VILLE VALTONEN	TEAM SENSETEC		3	STCK1000	5	9:07.850	11.346	0.334	1:47.978	2	141,707
4	96		PACO MORALES	BRITISH CARRERA	HONDA	4	STCK1000	5	9:15.715	19.211	7.865	1:49.632	4	139,701
5	61		JAVIER DEL OLMO	KAWASAKI JDO RACING	KAWASAKI	5	STCK1000	5	9:24.880	28.376	9.165	1:51.161	5	137,434
6	4		JAVIER ARTIME	TEAM HONDA LAGLISSE		6	STCK1000	5	9:25.589	29.085	0.709	1:51.208	3	137,262
7	9		CHARLES AUBRIE	TEAM RLD RACING	HONDA	7	STCK1000	5	9:26.412	29.908	0.823	1:51.405	5	137,063
8	38		OLA NESBAKKEN	TEAM HONDA LAGLISSE	HONDA	8	STCK1000	5	9:31.734	35.230	5.322	1:52.083	5	135,787
9	92		JULIO DOMINGUEZ	TEAM HONDA LAGLISSE	HONDA	9	STCK1000	5	9:47.443	50.939	12.838	1:54.631	2	132,156

Estado de la pista: **SECO**

Director: Sara Blanco

Hora de publicación: _____

<https://jcy-cronometraje.com/>

Cronometrador: Juan Carlos Jodra




JCY
CRONOMETRAJE

Hora de impresión: 09/05/2026 17:17

SBK CARRERA 1_RESTART

Categoría: Challenge BG12 Trophy

Pos	N	Nat	Nombre	Equipo	Vehiculo	PC	Clase	Vts	T.Total	Dif 1º	Prev.	V.Rap.	V.	Km/h..
1	4		JAVIER ARTIME	TEAM HONDA LAGLISSE		6	STCK1000	5	9:25.589	29.085	0.709	1:51.208	3	137,262
2	92		JULIO DOMINGUEZ	TEAM HONDA LAGLISSE	HONDA	9	STCK1000	5	9:47.443	50.939	12.838	1:54.631	2	132,156

Estado de la pista: **SECO**

Director: Sara Blanco

Hora de publicación: _____

<https://jjj-cronometraje.com/>

Cronometrador: Juan Carlos Jodra



JCJ
CRONOMETRAJE

Hora de impresión: 09/05/2026 17:17

SBK CARRERA 1_RESTART

ANÁLISIS POR CORREDOR

1 STEVEN ODENDAAL		4 JAVIER ARTIME		9 CHARLES AUBRIE		13 VILLE VALTONEN		37 MAURO GONZALEZ		38 OLA NESBAKKEN		57 FRANCISCO J. PALOMERA		61 JAVIER DEL OLMO		67 ANTON EREMIN	
V.	Tiempo	V.	Tiempo	V.	Tiempo	V.	Tiempo	V.	Tiempo	V.	Tiempo	V.	Tiempo	V.	Tiempo	V.	Tiempo
1	1:48.709	1	1:55.806	1	1:55.984	1	1:51.255	1	1:49.956	1	1:56.903	1	1:48.439	1	1:55.121	1	1:51.030
2	1:46.194	2	1:51.563	2	1:51.632	2	1:47.978	2	1:46.656	2	1:52.650	2	1:46.052	2	1:51.311	2	1:47.910
3	1:45.561	3	1:51.208	3	1:51.594	3	1:48.215	3	1:47.357	3	1:52.414	3	1:45.724	3	1:51.585	3	1:48.359
4	1:46.290	4	1:51.787	4	1:51.686	4	1:48.385	4	1:48.029	4	1:53.722	4	1:46.261	4	1:51.758	4	1:48.291
5	1:47.357	5	1:51.375	5	1:51.405	5	1:48.569	5	1:48.343	5	1:52.083	5	1:47.138	5	1:51.161	5	1:48.520

75 IVO LOPES		92 JULIO DOMINGUEZ		96 PACO MORALES	
V.	Tiempo	V.	Tiempo	V.	Tiempo
1	1:48.954	1	1:57.294	1	1:51.865
2	1:45.977	2	1:54.631	2	1:49.646
3	1:45.771	3	1:57.943	3	1:49.816
4	1:46.202	4	1:57.136	4	1:49.632
5	2:24.864	5	1:55.603	5	1:50.944

SBK CARRERA 1_RESTART

ANÁLISIS VUELTA A VUELTA CON SECTORES

1 STEVEN ODENDAAL Clase: SBK

Vta.	Tiempo	Sec.1	Sec.2	Sec.3	Sec.4	Km/h	T.Transc.
1	1:48.709	28.858	23.748	31.558	24.545	243.41	1:51.371
2	1:46.194	25.987	23.801	31.734	24.672	293.42	3:37.565
3	1:45.561	25.471	23.827	31.716	24.547	280.00	5:23.126
4	1:46.290	25.998	23.919	31.856	24.517	281.84	7:09.416
5	1:47.357	25.771	24.064	31.275	26.247	287.52	8:56.773

4 JAVIER ARTIME Clase: STCK1000

Vta.	Tiempo	Sec.1	Sec.2	Sec.3	Sec.4	Km/h	T.Transc.
1	1:55.806	29.979	25.307	33.540	26.980	235.38	1:59.656
2	1:51.563	27.071	25.286	33.500	25.706	276.39	3:51.219
3	1:51.208	26.786	25.016	33.583	25.823	274.62	5:42.427
4	1:51.787	27.009	25.404	33.596	25.778	261.22	7:34.214
5	1:51.375	26.867	25.000	33.740	25.768	272.87	9:25.589

9 CHARLES AUBRIE Clase: STCK1000

Vta.	Tiempo	Sec.1	Sec.2	Sec.3	Sec.4	Km/h	T.Transc.
1	1:55.984	30.250	25.403	33.346	26.985	218.57	2:00.095
2	1:51.632	27.055	25.135	33.436	26.006	258.07	3:51.727
3	1:51.594	27.122	24.988	33.258	26.226	253.49	5:43.321
4	1:51.686	27.082	25.022	33.284	26.298	252.00	7:35.007
5	1:51.405	26.916	25.188	33.208	26.093	255.00	9:26.412

13 VILLE VALTONEN Clase: STCK1000

Vta.	Tiempo	Sec.1	Sec.2	Sec.3	Sec.4	Km/h	T.Transc.
1	1:51.255	29.384	24.425	32.193	25.253	240.67	1:54.703
2	1:47.978	26.327	24.381	32.134	25.136	280.00	3:42.681
3	1:48.215	26.297	24.317	32.262	25.339	281.84	5:30.896
4	1:48.385	26.515	24.556	32.132	25.182	264.44	7:19.281
5	1:48.569	26.514	24.472	32.321	25.262	274.62	9:07.850

37 MAURO GONZALEZ Clase: STCK1000

Vta.	Tiempo	Sec.1	Sec.2	Sec.3	Sec.4	Km/h	T.Transc.
1	1:49.956	28.962	24.122	31.887	24.985	244.80	1:53.183
2	1:46.656	25.920	24.047	31.692	24.997	293.42	3:39.839
3	1:47.357	25.963	24.299	31.947	25.148	285.60	5:27.196
4	1:48.029	26.274	24.347	32.141	25.267	283.71	7:15.225
5	1:48.343	26.395	24.382	32.209	25.357	143.31	9:03.568

38 OLA NESBAKKEN Clase: STCK1000

Vta.	Tiempo	Sec.1	Sec.2	Sec.3	Sec.4	Km/h	T.Transc.
1	1:56.903	30.947	25.459	33.977	26.520	219.69	2:00.865
2	1:52.650	27.380	25.357	33.835	26.078	258.07	3:53.515
3	1:52.414	27.292	25.208	33.892	26.022	261.22	5:45.929
4	1:53.722	28.479	25.465	33.841	25.937	264.44	7:39.651
5	1:52.083	27.040	25.192	33.753	26.098	267.75	9:31.734

57 FRANCISCO J. PALOMERA Clase: SBK

Vta.	Tiempo	Sec.1	Sec.2	Sec.3	Sec.4	Km/h	T.Transc.
1	1:48.439	28.381	23.766	31.483	24.809	246.21	1:51.329
2	1:46.052	25.810	23.832	31.663	24.747	278.18	3:37.381
3	1:45.724	25.436	24.002	31.390	24.896	285.60	5:23.105
4	1:46.261	26.163	23.782	31.606	24.710	274.62	7:09.366
5	1:47.138	25.976	24.046	31.207	25.909	272.87	8:56.504

61 JAVIER DEL OLMO Clase: STCK1000

Vta.	Tiempo	Sec.1	Sec.2	Sec.3	Sec.4	Km/h	T.Transc.
1	1:55.121	30.118	25.617	33.071	26.315	238.00	1:59.065
2	1:51.311	27.230	24.957	33.009	26.115	281.84	3:50.376
3	1:51.585	27.294	25.097	33.035	26.159	276.39	5:41.961
4	1:51.758	27.087	25.202	33.268	26.201	267.75	7:33.719
5	1:51.161	26.783	24.897	33.372	26.109	278.18	9:24.880

67 ANTON EREMIN Clase: STCK1000

Vta.	Tiempo	Sec.1	Sec.2	Sec.3	Sec.4	Km/h	T.Transc.
1	1:51.030	29.169	24.457	32.234	25.170	235.38	1:54.436
2	1:47.910	26.403	24.302	32.144	25.061	271.14	3:42.346
3	1:48.359	26.376	24.232	32.292	25.459	269.43	5:30.705
4	1:48.291	26.524	24.277	32.334	25.156	272.87	7:18.996
5	1:48.520	26.739	24.376	32.254	25.151	272.87	9:07.516

75 IVO LOPES Clase: SBK

Vta.	Tiempo	Sec.1	Sec.2	Sec.3	Sec.4	Km/h	T.Transc.
1	1:48.954	28.904	23.872	31.587	24.591	240.67	1:51.791
2	1:45.977	25.697	23.962	31.741	24.577	283.71	3:37.768
3	1:45.771	25.442	23.871	31.863	24.595	285.60	5:23.539
4	1:46.202	25.855	23.994	31.794	24.559	283.71	7:09.741
5	2:24.864	25.747	24.112	67.928	27.077	287.52	9:34.605

92 JULIO DOMINGUEZ Clase: STCK1000

Vta.	Tiempo	Sec.1	Sec.2	Sec.3	Sec.4	Km/h	T.Transc.
1	1:57.294	30.610	25.888	34.061	26.735	227.87	2:02.130
2	1:54.631	27.838	25.716	34.185	26.892	261.22	3:56.761
3	1:57.943	28.192	25.661	34.071	30.019	247.63	5:54.704
4	1:57.136	28.495	25.848	35.734	27.059	242.03	7:51.840
5	1:55.603	28.377	25.949	34.130	27.147	244.80	9:47.443

96 PACO MORALES Clase: STCK1000

Vta.	Tiempo	Sec.1	Sec.2	Sec.3	Sec.4	Km/h	T.Transc.
1	1:51.865	29.342	24.548	32.580	25.395	242.03	1:55.677
2	1:49.646	26.712	24.876	32.660	25.398	287.52	3:45.323
3	1:49.816	26.345	24.782	32.954	25.735	280.00	5:35.139
4	1:49.632	26.229	24.800	32.867	25.736	283.71	7:24.771
5	1:50.944	26.698	24.895	33.308	26.043	281.84	9:15.715

SBK CARRERA 1_RESTART

CLASIFICACIÓN POR SECTORES

Sector – 1

P.	Nº	Nombre	T Sector
1	57	FRANCISCO J. PALOMERA	25.436
2	75	IVO LOPES	25.442
3	1	STEVEN ODENDAAL	25.471
4	37	MAURO GONZALEZ	25.920
5	96	PACO MORALES	26.229
6	13	VILLE VALTONEN	26.297
7	67	ANTON EREMIN	26.376
8	61	JAVIER DEL OLMO	26.783
9	4	JAVIER ARTIME	26.786
10	9	CHARLES AUBRIE	26.916
11	38	OLA NESBAKKEN	27.040
12	92	JULIO DOMINGUEZ	27.838

Sector – 2

P.	Nº	Nombre	T Sector
1	1	STEVEN ODENDAAL	23.748
2	57	FRANCISCO J. PALOMERA	23.766
3	75	IVO LOPES	23.871
4	37	MAURO GONZALEZ	24.047
5	67	ANTON EREMIN	24.232
6	13	VILLE VALTONEN	24.317
7	96	PACO MORALES	24.548
8	61	JAVIER DEL OLMO	24.897
9	9	CHARLES AUBRIE	24.988
10	4	JAVIER ARTIME	25.000
11	38	OLA NESBAKKEN	25.192
12	92	JULIO DOMINGUEZ	25.661

Sector – 3

P.	Nº	Nombre	T Sector
1	57	FRANCISCO J. PALOMERA	31.207
2	1	STEVEN ODENDAAL	31.275
3	75	IVO LOPES	31.587
4	37	MAURO GONZALEZ	31.692
5	13	VILLE VALTONEN	32.132
6	67	ANTON EREMIN	32.144
7	96	PACO MORALES	32.580
8	61	JAVIER DEL OLMO	33.009
9	9	CHARLES AUBRIE	33.208
10	4	JAVIER ARTIME	33.500
11	38	OLA NESBAKKEN	33.753
12	92	JULIO DOMINGUEZ	34.061

Sector – 4

P.	Nº	Nombre	T Sector
1	1	STEVEN ODENDAAL	24.517
2	75	IVO LOPES	24.559
3	57	FRANCISCO J. PALOMERA	24.710
4	37	MAURO GONZALEZ	24.985
5	67	ANTON EREMIN	25.061
6	13	VILLE VALTONEN	25.136
7	96	PACO MORALES	25.395
8	4	JAVIER ARTIME	25.706
9	38	OLA NESBAKKEN	25.937
10	9	CHARLES AUBRIE	26.006
11	61	JAVIER DEL OLMO	26.109
12	92	JULIO DOMINGUEZ	26.735

Tiempo de vuelta ideal: 1:44.908

SBK CARRERA 1_RESTART

ANÁLISIS VUELTA A VUELTA — SECTORES Y TIEMPOS ACUMULADOS

1 STEVEN ODENDAAL Clase: SBK

Vta.	Sec.1	Sec.2	Sec.3	Sec.4	IP1	IP2	IP3	Tiempo
1	28.858	23.748	31.558	24.545	28.858	52.606	1:24.164	1:48.709
2	25.987	23.801	31.734	24.672	25.987	49.788	1:21.522	1:46.194
3	25.471	23.827	31.716	24.547	25.471	49.298	1:21.014	1:45.561
4	25.998	23.919	31.856	24.517	25.998	49.917	1:21.773	1:46.290
5	25.771	24.064	31.275	26.247	25.771	49.835	1:21.110	1:47.357

4 JAVIER ARTIME Clase: STCK1000

Vta.	Sec.1	Sec.2	Sec.3	Sec.4	IP1	IP2	IP3	Tiempo
1	29.979	25.307	33.540	26.980	29.979	55.286	1:28.826	1:55.806
2	27.071	25.286	33.500	25.706	27.071	52.357	1:25.857	1:51.563
3	26.786	25.016	33.583	25.823	26.786	51.802	1:25.385	1:51.208
4	27.009	25.404	33.596	25.778	27.009	52.413	1:26.009	1:51.787
5	26.867	25.000	33.740	25.768	26.867	51.867	1:25.607	1:51.375

9 CHARLES AUBRIE Clase: STCK1000

Vta.	Sec.1	Sec.2	Sec.3	Sec.4	IP1	IP2	IP3	Tiempo
1	30.250	25.403	33.346	26.985	30.250	55.653	1:28.999	1:55.984
2	27.055	25.135	33.436	26.006	27.055	52.190	1:25.626	1:51.632
3	27.122	24.988	33.258	26.226	27.122	52.110	1:25.368	1:51.594
4	27.082	25.022	33.284	26.298	27.082	52.104	1:25.388	1:51.686
5	26.916	25.188	33.208	26.093	26.916	52.104	1:25.312	1:51.405

13 VILLE VALTONEN Clase: STCK1000

Vta.	Sec.1	Sec.2	Sec.3	Sec.4	IP1	IP2	IP3	Tiempo
1	29.384	24.425	32.193	25.253	29.384	53.809	1:26.002	1:51.255
2	26.327	24.381	32.134	25.136	26.327	50.708	1:22.842	1:47.978
3	26.297	24.317	32.262	25.339	26.297	50.614	1:22.876	1:48.215
4	26.515	24.556	32.132	25.182	26.515	51.071	1:23.203	1:48.385
5	26.514	24.472	32.321	25.262	26.514	50.986	1:23.307	1:48.569

37 MAURO GONZALEZ Clase: STCK1000

Vta.	Sec.1	Sec.2	Sec.3	Sec.4	IP1	IP2	IP3	Tiempo
1	28.962	24.122	31.887	24.985	28.962	53.084	1:24.971	1:49.956
2	25.920	24.047	31.692	24.997	25.920	49.967	1:21.659	1:46.656
3	25.963	24.299	31.947	25.148	25.963	50.262	1:22.209	1:47.357
4	26.274	24.347	32.141	25.267	26.274	50.621	1:22.762	1:48.029
5	26.395	24.382	32.209	25.357	26.395	50.777	1:22.986	1:48.343

38 OLA NESBAKKEN Clase: STCK1000

Vta.	Sec.1	Sec.2	Sec.3	Sec.4	IP1	IP2	IP3	Tiempo
1	30.947	25.459	33.977	26.520	30.947	56.406	1:30.383	1:56.903
2	27.380	25.357	33.835	26.078	27.380	52.737	1:26.572	1:52.650
3	27.292	25.208	33.892	26.022	27.292	52.500	1:26.392	1:52.414
4	28.479	25.465	33.841	25.937	28.479	53.944	1:27.785	1:53.722
5	27.040	25.192	33.753	26.098	27.040	52.232	1:25.985	1:52.083

57 FRANCISCO J. PALOMERA Clase: SBK

Vta.	Sec.1	Sec.2	Sec.3	Sec.4	IP1	IP2	IP3	Tiempo
1	28.381	23.766	31.483	24.809	28.381	52.147	1:23.630	1:48.439
2	25.810	23.832	31.663	24.747	25.810	49.642	1:21.305	1:46.052
3	25.436	24.002	31.390	24.896	25.436	49.438	1:20.828	1:45.724
4	26.163	23.782	31.606	24.710	26.163	49.945	1:21.551	1:46.261
5	25.976	24.046	31.207	25.909	25.976	50.022	1:21.229	1:47.138

61 JAVIER DEL OLMO Clase: STCK1000

Vta.	Sec.1	Sec.2	Sec.3	Sec.4	IP1	IP2	IP3	Tiempo
1	30.118	25.617	33.071	26.315	30.118	55.735	1:28.806	1:55.121
2	27.230	24.957	33.009	26.115	27.230	52.187	1:25.196	1:51.311
3	27.294	25.097	33.035	26.159	27.294	52.391	1:25.426	1:51.585
4	27.087	25.202	33.268	26.201	27.087	52.289	1:25.557	1:51.758
5	26.783	24.897	33.372	26.109	26.783	51.680	1:25.052	1:51.161

67 ANTON EREMIN Clase: STCK1000

Vta.	Sec.1	Sec.2	Sec.3	Sec.4	IP1	IP2	IP3	Tiempo
1	29.169	24.457	32.234	25.170	29.169	53.626	1:25.860	1:51.030
2	26.403	24.302	32.144	25.061	26.403	50.705	1:22.849	1:47.910
3	26.376	24.232	32.292	25.459	26.376	50.608	1:22.900	1:48.359
4	26.524	24.277	32.334	25.156	26.524	50.801	1:23.135	1:48.291
5	26.739	24.376	32.254	25.151	26.739	51.115	1:23.369	1:48.520

75 IVO LOPES Clase: SBK

Vta.	Sec.1	Sec.2	Sec.3	Sec.4	IP1	IP2	IP3	Tiempo
1	28.904	23.872	31.587	24.591	28.904	52.776	1:24.363	1:48.954
2	25.697	23.962	31.741	24.577	25.697	49.659	1:21.400	1:45.977
3	25.442	23.871	31.863	24.595	25.442	49.313	1:21.176	1:45.771
4	25.855	23.994	31.794	24.559	25.855	49.849	1:21.643	1:46.202
5	25.747	24.112	31.792	24.577	25.747	49.859	1:21.643	1:46.202

92 JULIO DOMINGUEZ Clase: STCK1000

Vta.	Sec.1	Sec.2	Sec.3	Sec.4	IP1	IP2	IP3	Tiempo
1	30.610	25.888	34.061	26.735	30.610	56.498	1:30.559	1:57.294
2	27.838	25.716	34.185	26.892	27.838	53.554	1:27.739	1:54.631
3	28.192	25.661	34.071	30.019	28.192	53.853	1:27.924	1:57.943
4	28.495	25.848	35.734	27.059	28.495	54.343	1:30.077	1:57.136
5	28.377	25.949	34.130	27.147	28.377	54.326	1:28.456	1:55.603

96 PACO MORALES Clase: STCK1000

Vta.	Sec.1	Sec.2	Sec.3	Sec.4	IP1	IP2	IP3	Tiempo
1	29.342	24.548	32.580	25.395	29.342	53.890	1:26.470	1:51.865
2	26.712	24.876	32.660	25.398	26.712	51.588	1:24.248	1:49.646
3	26.345	24.782	32.954	25.735	26.345	51.127	1:24.081	1:49.816
4	26.229	24.800	32.867	25.736	26.229	51.029	1:23.896	1:49.632
5	26.698	24.895	33.308	26.043	26.698	51.593	1:24.901	1:50.944

SBK CARRERA 1_RESTART

ORDEN DE PASO POR VUELTA

Vuelta 0 (Salida)				Vuelta 1				Vuelta 2				Vuelta 3				Vuelta 4			
Nº	Va	T.Vta	Dif	Nº	Va	T.Vta	Dif	Nº	Va	T.Vta	Dif	Nº	Va	T.Vta	Dif	Nº	Va	T.Vta	Dif
1	0			57	1	1:48.439		57	2	1:46.052		57	3	1:45.724		57	4	1:46.261	
75	0	+0.175		1	1	1:48.709	+0.042	1	2	1:46.194	+0.184	1	3	1:45.561	+0.021	1	4	1:46.290	+0.050
57	0	+0.228		75	1	1:48.954	+0.462	75	2	1:45.977	+0.387	75	3	1:45.771	+0.434	75	4	1:46.202	+0.375
37	0	+0.565		37	1	1:49.956	+1.854	37	2	1:46.656	+2.458	37	3	1:47.357	+4.091	37	4	1:48.029	+5.859
67	0	+0.744		67	1	1:51.030	+3.107	67	2	1:47.910	+4.965	67	3	1:48.359	+7.600	67	4	1:48.291	+9.630
13	0	+0.786		13	1	1:51.255	+3.374	13	2	1:47.978	+5.300	13	3	1:48.215	+7.791	13	4	1:48.385	+9.915
96	0	+1.150		96	1	1:51.865	+4.348	96	2	1:49.646	+7.942	96	3	1:49.816	+12.034	96	4	1:49.632	+15.405
4	0	+1.188		61	1	1:55.121	+7.736	61	2	1:51.311	+12.995	61	3	1:51.585	+18.856	61	4	1:51.758	+24.353
61	0	+1.282		4	1	1:55.806	+8.327	4	2	1:51.563	+13.838	4	3	1:51.208	+19.322	4	4	1:51.787	+24.848
38	0	+1.300		9	1	1:55.984	+8.766	9	2	1:51.632	+14.346	9	3	1:51.594	+20.216	9	4	1:51.686	+25.641
9	0	+1.449		38	1	1:56.903	+9.536	38	2	1:52.650	+16.134	38	3	1:52.414	+22.824	38	4	1:53.722	+30.285
92	0	+2.174		92	1	1:57.294	+10.801	92	2	1:54.631	+19.380	92	3	1:57.943	+31.599	92	4	1:57.136	+42.474

Vuelta 5			
Nº	Va	T.Vta	Dif
57	5	1:47.138	
1	5	1:47.357	+0.269
37	5	1:48.343	+7.064
67	5	1:48.520	+11.012
13	5	1:48.569	+11.346
96	5	1:50.944	+19.211
61	5	1:51.161	+28.376
4	5	1:51.375	+29.085
9	5	1:51.405	+29.908
38	5	1:52.083	+35.230
75	5	2:24.864	+38.101
92	5	1:55.603	+50.939

SBK CARRERA 1_RESTART

40 MEJORES VUELTAS

Nº	Nombre	Clase	Tiempo	En Vuelta
1	STEVEN ODENDAAL	SBK	1:45.561	3
57	FRANCISCO J. PALOMERA	SBK	1:45.724	3
75	IVO LOPES	SBK	1:45.771	3
75	IVO LOPES	SBK	1:45.977	2
57	FRANCISCO J. PALOMERA	SBK	1:46.052	2
1	STEVEN ODENDAAL	SBK	1:46.194	2
75	IVO LOPES	SBK	1:46.202	4
57	FRANCISCO J. PALOMERA	SBK	1:46.261	4
1	STEVEN ODENDAAL	SBK	1:46.290	4
37	MAURO GONZALEZ	STCK1000	1:46.656	2
57	FRANCISCO J. PALOMERA	SBK	1:47.138	5
37	MAURO GONZALEZ	STCK1000	1:47.357	3
1	STEVEN ODENDAAL	SBK	1:47.357	5
67	ANTON EREMIN	STCK1000	1:47.910	2
13	VILLE VALTONEN	STCK1000	1:47.978	2
37	MAURO GONZALEZ	STCK1000	1:48.029	4
13	VILLE VALTONEN	STCK1000	1:48.215	3
67	ANTON EREMIN	STCK1000	1:48.291	4
37	MAURO GONZALEZ	STCK1000	1:48.343	5
67	ANTON EREMIN	STCK1000	1:48.359	3
13	VILLE VALTONEN	STCK1000	1:48.385	4
57	FRANCISCO J. PALOMERA	SBK	1:48.439	1
67	ANTON EREMIN	STCK1000	1:48.520	5
13	VILLE VALTONEN	STCK1000	1:48.569	5
1	STEVEN ODENDAAL	SBK	1:48.709	1
75	IVO LOPES	SBK	1:48.954	1
96	PACO MORALES	STCK1000	1:49.632	4
96	PACO MORALES	STCK1000	1:49.646	2
96	PACO MORALES	STCK1000	1:49.816	3
37	MAURO GONZALEZ	STCK1000	1:49.956	1
96	PACO MORALES	STCK1000	1:50.944	5
67	ANTON EREMIN	STCK1000	1:51.030	1
61	JAVIER DEL OLMO	STCK1000	1:51.161	5
4	JAVIER ARTIME	STCK1000	1:51.208	3
13	VILLE VALTONEN	STCK1000	1:51.255	1
61	JAVIER DEL OLMO	STCK1000	1:51.311	2
4	JAVIER ARTIME	STCK1000	1:51.375	5
9	CHARLES AUBRIE	STCK1000	1:51.405	5
4	JAVIER ARTIME	STCK1000	1:51.563	2
61	JAVIER DEL OLMO	STCK1000	1:51.585	3

SBK CARRERA 1_RESTART

TOP 5 MEJORES VUELTAS

Nº	Nombre	Clase	V1	V2	V3	V4	V5
1	STEVEN ODENDAAL	SBK	1:45.561	1:46.194	1:46.290	1:47.357	1:48.709
57	FRANCISCO J. PALOMERA	SBK	1:45.724	1:46.052	1:46.261	1:47.138	1:48.439
75	IVO LOPES	SBK	1:45.771	1:45.977	1:46.202	1:48.954	2:24.864
37	MAURO GONZALEZ	STCK1000	1:46.656	1:47.357	1:48.029	1:48.343	1:49.956
67	ANTON EREMIN	STCK1000	1:47.910	1:48.291	1:48.359	1:48.520	1:51.030
13	VILLE VALTONEN	STCK1000	1:47.978	1:48.215	1:48.385	1:48.569	1:51.255
96	PACO MORALES	STCK1000	1:49.632	1:49.646	1:49.816	1:50.944	1:51.865
61	JAVIER DEL OLMO	STCK1000	1:51.161	1:51.311	1:51.585	1:51.758	1:55.121
4	JAVIER ARTIME	STCK1000	1:51.208	1:51.375	1:51.563	1:51.787	1:55.806
9	CHARLES AUBRIE	STCK1000	1:51.405	1:51.594	1:51.632	1:51.686	1:55.984
38	OLA NESBAKKEN	STCK1000	1:52.083	1:52.414	1:52.650	1:53.722	1:56.903
92	JULIO DOMINGUEZ	STCK1000	1:54.631	1:55.603	1:57.136	1:57.294	1:57.943

SBK CARRERA 1_RESTART

40 MEJORES VELOCIDADES

Nº	Nombre	Clase	Velocidad	En V.	Tiempo sesión
1	STEVEN ODENDAAL	SBK	293.420	2	3:37.565
37	MAURO GONZALEZ	STCK1000	293.420	2	3:39.839
1	STEVEN ODENDAAL	SBK	287.520	5	8:56.773
75	IVO LOPES	SBK	287.520	5	9:34.605
96	PACO MORALES	STCK1000	287.520	2	3:45.323
37	MAURO GONZALEZ	STCK1000	285.600	3	5:27.196
57	FRANCISCO J. PALOMERA	SBK	285.600	3	5:23.105
75	IVO LOPES	SBK	285.600	3	5:23.539
37	MAURO GONZALEZ	STCK1000	283.710	4	7:15.225
75	IVO LOPES	SBK	283.710	2	3:37.768
75	IVO LOPES	SBK	283.710	4	7:09.741
96	PACO MORALES	STCK1000	283.710	4	7:24.771
1	STEVEN ODENDAAL	SBK	281.840	4	7:09.416
13	VILLE VALTONEN	STCK1000	281.840	3	5:30.896
61	JAVIER DEL OLMO	STCK1000	281.840	2	3:50.376
96	PACO MORALES	STCK1000	281.840	5	9:15.715
1	STEVEN ODENDAAL	SBK	280.000	3	5:23.126
13	VILLE VALTONEN	STCK1000	280.000	2	3:42.681
96	PACO MORALES	STCK1000	280.000	3	5:35.139
57	FRANCISCO J. PALOMERA	SBK	278.180	2	3:37.381
61	JAVIER DEL OLMO	STCK1000	278.180	5	9:24.880
4	JAVIER ARTIME	STCK1000	276.390	2	3:51.219
61	JAVIER DEL OLMO	STCK1000	276.390	3	5:41.961
4	JAVIER ARTIME	STCK1000	274.620	3	5:42.427
13	VILLE VALTONEN	STCK1000	274.620	5	9:07.850
57	FRANCISCO J. PALOMERA	SBK	274.620	4	7:09.366
4	JAVIER ARTIME	STCK1000	272.870	5	9:25.589
57	FRANCISCO J. PALOMERA	SBK	272.870	5	8:56.504
67	ANTON EREMIN	STCK1000	272.870	4	7:18.996
67	ANTON EREMIN	STCK1000	272.870	5	9:07.516
67	ANTON EREMIN	STCK1000	271.140	2	3:42.346
67	ANTON EREMIN	STCK1000	269.430	3	5:30.705
38	OLA NESBAKKEN	STCK1000	267.750	5	9:31.734
61	JAVIER DEL OLMO	STCK1000	267.750	4	7:33.719
13	VILLE VALTONEN	STCK1000	264.440	4	7:19.281
38	OLA NESBAKKEN	STCK1000	264.440	4	7:39.651
4	JAVIER ARTIME	STCK1000	261.220	4	7:34.214
38	OLA NESBAKKEN	STCK1000	261.220	3	5:45.929
92	JULIO DOMINGUEZ	STCK1000	261.220	2	3:56.761
9	CHARLES AUBRIE	STCK1000	258.070	2	3:51.727

SBK CARRERA 1_RESTART

5 MEJORES VELOCIDADES POR PILOTO

Nº	Nombre	Clase	V1	V2	V3	V4	V5
1	STEVEN ODENDAAL	SBK	293.420	287.520	281.840	280.000	243.410
37	MAURO GONZALEZ	STCK1000	293.420	285.600	283.710	244.800	143.310
75	IVO LOPES	SBK	287.520	285.600	283.710	283.710	240.670
96	PACO MORALES	STCK1000	287.520	283.710	281.840	280.000	242.030
57	FRANCISCO J. PALOMERA	SBK	285.600	278.180	274.620	272.870	246.210
13	VILLE VALTONEN	STCK1000	281.840	280.000	274.620	264.440	240.670
61	JAVIER DEL OLMO	STCK1000	281.840	278.180	276.390	267.750	238.000
4	JAVIER ARTIME	STCK1000	276.390	274.620	272.870	261.220	235.380
67	ANTON EREMIN	STCK1000	272.870	272.870	271.140	269.430	235.380
38	OLA NESBAKKEN	STCK1000	267.750	264.440	261.220	258.070	219.690
92	JULIO DOMINGUEZ	STCK1000	261.220	247.630	244.800	242.030	227.870
9	CHARLES AUBRIE	STCK1000	258.070	255.000	253.490	252.000	218.570

SBK
CARRERA 1_RESTART

PLANNING

V 0	V 1	V 2	V 3	V 4	V 5	Hora T.
1	57	57	57	57	57	8:56.504
75	1	1	1	1	1	8:56.773
57	75	75	75	75	37	9:03.568
37	37	37	37	37	67	9:07.516
67	67	67	67	67	13	9:07.850
13	13	13	13	13	96	9:15.715
96	96	96	96	96	61	9:24.880
4	61	61	61	61	4	9:25.589
61	4	4	4	4	9	9:26.412
38	9	9	9	9	38	9:31.734
9	38	38	38	38	75	9:34.605
92	92	92	92	92	92	9:47.443

SBK
CARRERA 1_RESTART

PLANNING GRÁFICO

