












## PRE TALENT CARRERA 2

### Clasificación

Pos	N	Nat	Nombre	Equipo	Vehiculo	PC	Clase	Vts	T.Total	Dif 1º	Prev.	V.Rap.	V.	Km/h..
1	80		MARCOS VINAGRE	IGAXTEAM SNIPERS	BEON	1	PreT	12	26:56.902			<b>2:12.208</b>	12	115,234
2	41		PETR MAYOROV	IGAXTEAM SNIPERS	BEON	2	PreT	12	26:59.889	2.987	2.987	<b>2:11.492</b>	11	115,021
3	55		JOSE L. CAGIGAS	ASPAR KSB TECHNICAL	BEON	3	PreT	12	26:59.992	3.090	0.103	<b>2:11.591</b>	11	115,014
4	44		SANTIAGO IGLESIAS	ETG RACING		4	PreT	12	27:06.832	9.930	6.840	<b>2:13.566</b>	10	114,530
5	91		ETHAN REARDON	PRT GP	BEON	5	PreT	12	27:17.548	20.646	10.716	<b>2:12.216</b>	11	113,781
6	8		LEANDRE MARTINEZ	BRS - BRECHON RACING	BEON	6	PreT	12	27:17.821	20.919	0.273	<b>2:11.428</b>	12	113,762
7	27		ALVARO CHICHURRI	ON TIME MOTORSPORT		7	PreT	12	27:17.977	21.075	0.156	<b>2:12.675</b>	12	113,751
8	97		JASE DILL	FRANDO RACING VHC TE		8	PreT	12	27:18.087	21.185	0.110	<b>2:11.610</b>	12	113,743
9	63		MAVERICK JOHNSON	ASPAR KSB TECHNICAL	BEON	9	PreT	12	27:24.602	27.700	6.515	<b>2:13.632</b>	10	113,293
10	85		MAICOL COLAZZO	ETG RACING		10	PreT	12	27:24.671	27.769	0.069	<b>2:13.664</b>	12	113,288
11	33		ALEX PEREZ	FAMILY RACING TEAM		11	PreT	12	27:37.907	41.005	13.236	<b>2:14.370</b>	11	112,384
12	77		JAVIER VIGUERAS	IGAXTEAM SNIPERS	BEON	12	PreT	12	28:09.816	1:12.914	31.909	<b>2:15.813</b>	12	110,261
13	93		TOMAS M. SOLIPA	ALMA RACING TEAM	BEON	13	PreT	12	28:39.454	1:42.552	29.638	<b>2:19.628</b>	12	108,361

### Retirados

NT	14		FRANKIE R. WATSON	BRP RACING	BEON	NT	PreT	8	18:21.952	NT		<b>2:12.899</b>	6	112,722
----	----	---	-------------------	------------	------	----	------	---	-----------	----	--	-----------------	---	---------

#33 2 x LLP SALIDA WARM UP LAP DESDE PIT LANE

Nº Corredor: 8, Nombre: LEANDRE MARTINEZ, Mejor Tiempo: 2:11.428, Velocidad Media: 118,139 Km/h

Estado de la pista: **MOJADO**

Director: Sara Blanco

Hora de publicación: \_\_\_\_\_

<https://jcy-cronometraje.com/>

Cronometrador: Juan Carlos Jodra



JCY  
CRONOMETRAJE

Hora de impresión: 10/05/2026 10:27

## PRE TALENT CARRERA 2

### ANÁLISIS VUELTA A VUELTA CON SECTORES

8 LEANDRE MARTINEZ Clase: PreT							
Vta.	Tiempo	Sec.1	Sec.2	Sec.3	Sec.4	Km/h	T.Transc.
1	2:25.061					147.22	2:28.667
2	2:18.785				33.203	170.68	4:47.452
3	2:17.739	34.586	30.835	39.249	33.069	172.05	7:05.191
4	2:18.005	34.691	30.910	39.183	33.221	171.36	9:23.196
5	2:18.041	35.096	31.139	38.942	32.864	169.33	11:41.237
6	2:15.406	34.396	30.273	38.576	32.161	170.68	13:56.643
7	2:14.668	33.985	29.901	38.403	32.379	172.05	16:11.311
8	2:15.217	34.086	30.175	38.808	32.148	172.05	18:26.528
9	2:14.053	33.538	29.788	38.586	32.141	174.15	20:40.581
10	2:13.619	33.675	29.804	38.211	31.929	172.05	22:54.200
11	2:12.193	33.362	29.075	38.070	31.686	173.44	25:06.393
12	2:11.428	33.471	28.855	37.566	31.536	175.57	27:17.821

14 FRANKIE R. WATSON Clase: PreT							
Vta.	Tiempo	Sec.1	Sec.2	Sec.3	Sec.4	Km/h	T.Transc.
1	2:26.478					154.10	2:31.936
2	2:18.725			39.758	32.593	175.57	4:50.661
3	2:17.825	34.816	30.322	40.141	32.546	170.68	7:08.486
4	2:17.985	34.948	30.513	39.875	32.649	167.34	9:26.471
5	2:16.309	34.635	30.457	39.219	31.998	169.33	11:42.780
6	2:12.899	33.857	29.186	37.947	31.909	172.05	13:55.679
7	2:13.025	34.019	29.157	38.058	31.791	169.33	16:08.704
8	2:13.248	33.794	29.429	38.252	31.773	170.68	18:21.952

27 ALVARO CHICHURRI Clase: PreT							
Vta.	Tiempo	Sec.1	Sec.2	Sec.3	Sec.4	Km/h	T.Transc.
1	2:25.023					152.46	2:30.186
2	2:19.027			40.029	33.488	172.74	4:49.213
3	2:19.046	35.125	31.195	39.742	32.984	173.44	7:08.259
4	2:16.512	34.109	30.316	39.321	32.766	170.68	9:24.771
5	2:16.163	34.093	30.369	38.806	32.895	170.68	11:40.934
6	2:15.571	34.232	29.886	39.002	32.451	170.00	13:56.505
7	2:13.581	33.664	29.354	38.281	32.282	171.36	16:10.086
8	2:13.931	33.726	29.555	38.194	32.456	172.05	18:24.017
9	2:14.009	33.660	29.672	38.385	32.292	170.00	20:38.026
10	2:14.353	33.816	29.569	38.315	32.653	170.68	22:52.379
11	2:12.923	33.948	29.228	38.118	31.629	168.00	25:05.302
12	2:12.675	33.725	29.243	37.604	32.103	176.30	27:17.977

33 ALEX PEREZ Clase: PreT							
Vta.	Tiempo	Sec.1	Sec.2	Sec.3	Sec.4	Km/h	T.Transc.
1	2:25.581					154.66	2:31.450
2	2:19.330			39.677	33.094	178.50	4:50.780
3	2:17.670	34.330	30.512	39.802	33.026	172.74	7:08.450
4	2:22.237	39.312	30.630	39.176	33.119	173.44	9:30.687
5	2:20.985	39.047	30.143	38.952	32.843	174.86	11:51.672
6	2:16.239	34.622	30.191	38.721	32.705	172.05	14:07.911
7	2:15.358	34.233	29.867	38.583	32.675	174.15	16:23.269
8	2:15.427	34.331	29.920	38.697	32.479	172.74	18:38.696
9	2:15.371	34.130	29.674	38.728	32.839	172.05	20:54.067
10	2:14.759	34.067	29.686	38.580	32.426	170.68	23:08.826
11	2:14.370	34.077	29.702	38.235	32.356	172.05	25:23.196
12	2:14.711	34.124	29.629	38.498	32.460	172.74	27:37.907

41 PETR MAYOROV Clase: PreT							
Vta.	Tiempo	Sec.1	Sec.2	Sec.3	Sec.4	Km/h	T.Transc.
1	2:24.371					147.72	2:28.759
2	2:17.495				33.079	173.44	4:46.254
3	2:16.327	34.078	30.420	39.235	32.594	170.00	7:02.581
4	2:15.557	34.135	30.211	38.801	32.410	169.33	9:18.138
5	2:14.400	33.910	29.961	38.362	32.167	168.66	11:32.538
6	2:13.994	34.033	29.788	38.267	31.906	168.66	13:46.532
7	2:13.239	33.716	29.719	38.032	31.772	170.00	15:59.771
8	2:12.466	33.437	29.288	38.155	31.586	169.33	18:12.237
9	2:12.205	33.520	29.108	37.862	31.715	169.33	20:24.442
10	2:12.163	33.576	29.415	37.723	31.449	168.66	22:36.605
11	2:11.492	33.014	28.986	37.832	31.660	171.36	24:48.097
12	2:11.792	33.276	29.496	37.634	31.386	172.05	26:59.889

44 SANTIAGO IGLESIAS Clase: PreT							
Vta.	Tiempo	Sec.1	Sec.2	Sec.3	Sec.4	Km/h	T.Transc.
1	2:22.806					150.32	2:26.361
2	2:16.615				32.702	174.86	4:42.976
3	2:15.398	33.742	30.245	38.871	32.540	174.86	6:58.374
4	2:14.457	33.742	29.866	38.580	32.269	173.44	9:12.831
5	2:14.016	33.703	30.047	38.179	32.087	174.15	11:26.847
6	2:13.680	33.620	29.776	38.204	32.080	173.44	13:40.527
7	2:13.688	33.668	29.734	38.138	32.148	172.05	15:54.215
8	2:13.708	33.612	29.679	38.273	32.144	172.05	18:07.923
9	2:13.702	33.700	29.709	38.149	32.144	172.05	20:21.625
10	2:13.566	33.722	29.700	38.131	32.013	172.05	22:35.191
11	2:14.397	33.498	29.457	39.673	31.769	171.36	24:49.588
12	2:17.244	33.166	29.189	40.723	34.166	174.15	27:06.832

## PRE TALENT CARRERA 2

### 55 JOSE L. CAGIGAS Clase: PreT

Vta.	Tiempo	Sec.1	Sec.2	Sec.3	Sec.4	Km/h	T.Transc.
1	2:25.100					149.27	2:28.643
2	2:18.872				33.234	169.33	4:47.515
3	2:16.210	34.127	30.417	38.974	32.692	173.44	7:03.725
4	2:15.288	34.513	30.115	38.530	32.130	168.00	9:19.013
5	2:13.692	34.204	29.695	37.944	31.849	166.05	11:32.705
6	2:13.457	33.800	29.708	38.039	31.910	172.74	13:46.162
7	2:13.636	33.954	29.627	37.960	32.095	168.00	15:59.798
8	2:12.128	33.655	29.034	37.751	31.688	173.44	18:11.926
9	2:12.417	33.687	29.107	37.727	31.896	166.69	20:24.343
10	2:12.214	33.548	29.405	37.553	31.708	169.33	22:36.557
11	2:11.591	33.269	28.807	37.952	31.563	168.00	24:48.148
12	2:11.844	33.235	29.365	37.535	31.709	173.44	26:59.992

### 63 MAVERICK JOHNSON Clase: PreT

Vta.	Tiempo	Sec.1	Sec.2	Sec.3	Sec.4	Km/h	T.Transc.
1	2:26.918					153.55	2:31.799
2	2:20.419			40.599	32.933	177.02	4:52.218
3	2:18.704	34.516	31.460	39.884	32.844	177.02	7:10.922
4	2:17.104	34.556	30.487	39.269	32.792	176.30	9:28.026
5	2:15.957	33.957	30.353	39.145	32.502	175.57	11:43.983
6	2:15.630	34.022	30.177	38.944	32.487	175.57	13:59.613
7	2:14.902	33.634	29.938	38.886	32.444	176.30	16:14.515
8	2:14.378	33.995	29.535	38.838	32.010	172.05	18:28.893
9	2:14.278	33.338	29.680	38.871	32.389	175.57	20:43.171
10	2:13.632	33.406	29.574	38.580	32.072	172.74	22:56.803
11	2:13.994	33.567	29.668	38.656	32.103	170.00	25:10.797
12	2:13.805	33.472	29.735	38.309	32.289	170.00	27:24.602

### 77 JAVIER VIGUERAS Clase: PreT

Vta.	Tiempo	Sec.1	Sec.2	Sec.3	Sec.4	Km/h	T.Transc.
1	2:28.253					153.00	2:33.378
2	2:21.519			40.827	33.936	176.30	4:54.897
3	2:21.306	35.366	31.131	41.084	33.725	176.30	7:16.203
4	2:21.028	35.228	31.481	40.504	33.815	174.15	9:37.231
5	2:20.565	35.134	31.167	40.605	33.659	173.44	11:57.796
6	2:20.521	35.077	31.190	40.496	33.758	172.74	14:18.317
7	2:20.101	34.978	31.267	40.182	33.674	173.44	16:38.418
8	2:19.490	35.030	30.946	40.005	33.509	172.05	18:57.908
9	2:20.448	35.144	31.268	40.690	33.346	172.74	21:18.356
10	2:18.337	34.790	30.541	39.749	33.257	172.74	23:36.693
11	2:17.310	34.616	30.532	39.361	32.801	171.36	25:54.003
12	2:15.813	34.191	30.139	39.062	32.421	173.44	28:09.816

### 80 MARCOS VINAGRE Clase: PreT

Vta.	Tiempo	Sec.1	Sec.2	Sec.3	Sec.4	Km/h	T.Transc.
1	2:21.640					158.67	2:26.330
2	2:16.092				32.284	174.86	4:42.422
3	2:15.221	33.832	30.451	38.949	31.989	174.86	6:57.643
4	2:14.618	33.712	30.263	38.690	31.953	174.15	9:12.261
5	2:13.614	33.808	29.865	38.282	31.659	174.86	11:25.875
6	2:13.061	33.357	29.718	38.317	31.669	174.86	13:38.936
7	2:13.222	33.663	29.543	38.419	31.597	174.86	15:52.158
8	2:13.144	33.356	29.646	38.367	31.775	174.86	18:05.302
9	2:13.525	33.736	29.787	38.327	31.675	175.57	20:18.827
10	2:13.161	33.353	29.618	38.315	31.875	174.86	22:31.988
11	2:12.706	33.560	29.459	38.150	31.537	174.86	24:44.694
12	2:12.208	33.234	29.305	37.854	31.815	174.86	26:56.902

### 85 MAICOL COLAZZO Clase: PreT

Vta.	Tiempo	Sec.1	Sec.2	Sec.3	Sec.4	Km/h	T.Transc.
1	2:27.468					148.24	2:31.467
2	2:20.787			40.616	33.337	177.02	4:52.254
3	2:18.416	34.672	30.646	39.911	33.187	176.30	7:10.670
4	2:16.475	34.571	30.118	38.915	32.871	172.74	9:27.145
5	2:16.697	34.205	30.315	39.141	33.036	177.02	11:43.842
6	2:15.616	33.927	29.625	39.268	32.796	178.50	13:59.458
7	2:15.226	33.939	29.725	39.128	32.434	173.44	16:14.684
8	2:14.181	33.635	29.590	38.652	32.304	175.57	18:28.865
9	2:14.285	33.539	29.578	38.769	32.399	177.02	20:43.150
10	2:13.941	33.631	29.470	38.628	32.212	172.05	22:57.091
11	2:13.916	33.584	29.423	38.692	32.217	175.57	25:11.007
12	2:13.664	33.495	29.485	38.077	32.607	174.15	27:24.671

### 91 ETHAN REARDON Clase: PreT

Vta.	Tiempo	Sec.1	Sec.2	Sec.3	Sec.4	Km/h	T.Transc.
1	2:26.367					151.38	2:30.862
2	2:18.456			40.171	32.891	172.74	4:49.318
3	2:19.226	34.801	31.196	40.364	32.865	172.74	7:08.544
4	2:17.831	34.674	30.706	39.756	32.695	169.33	9:26.375
5	2:16.826	34.537	30.603	39.167	32.519	170.68	11:43.201
6	2:14.763	33.744	29.859	38.979	32.181	174.15	13:57.964
7	2:13.530	33.413	29.833	38.468	31.816	172.74	16:11.494
8	2:14.189	34.095	29.894	38.406	31.794	174.15	18:25.683
9	2:13.463	33.437	29.535	38.574	31.917	171.36	20:39.146
10	2:13.693	33.674	29.741	38.480	31.798	169.33	22:52.839
11	2:12.216	33.821	28.876	37.887	31.632	169.33	25:05.055
12	2:12.493	34.203	28.913	37.598	31.779	169.33	27:17.548

## PRE TALENT CARRERA 2

### 93 TOMAS M. SOLIPA Clase: PreT

Vta.	Tiempo	Sec.1	Sec.2	Sec.3	Sec.4	Km/h	T.Transc.
1	2:31.809					149.79	2:37.105
2	2:26.086			41.947	34.068	167.34	5:03.191
3	2:23.798	36.347	31.900	41.367	34.184	166.69	7:26.989
4	2:22.900	36.344	31.878	40.947	33.731	165.41	9:49.889
5	2:21.664	35.945	31.430	40.531	33.758	166.05	12:11.553
6	2:21.829	36.050	31.440	40.639	33.700	164.77	14:33.382
7	2:22.138	35.865	31.625	40.718	33.930	166.05	16:55.520
8	2:21.731	35.909	31.475	40.497	33.850	165.41	19:17.251
9	2:21.274	35.562	31.368	40.923	33.421	165.41	21:38.525
10	2:20.969	35.689	31.086	40.481	33.713	166.05	23:59.494
11	2:20.332	35.534	31.067	40.030	33.701	166.05	26:19.826
12	2:19.628	35.371	30.878	39.923	33.456	166.69	28:39.454

### 97 JASE DILL Clase: PreT

Vta.	Tiempo	Sec.1	Sec.2	Sec.3	Sec.4	Km/h	T.Transc.
1	2:27.610					153.00	2:31.541
2	2:19.883			40.455	32.910	179.25	4:51.424
3	2:17.730	34.600	30.647	39.809	32.674	179.25	7:09.154
4	2:17.932	34.985	30.689	39.495	32.763	180.00	9:27.086
5	2:16.675	34.568	30.258	39.290	32.559	180.76	11:43.761
6	2:15.572	33.801	30.040	38.992	32.739	180.00	13:59.333
7	2:15.232	33.663	30.074	39.390	32.105	177.76	16:14.565
8	2:13.817	33.378	29.781	38.577	32.081	177.76	18:28.382
9	2:12.990	33.140	29.457	38.386	32.007	176.30	20:41.372
10	2:12.880	33.158	29.615	38.330	31.777	179.25	22:54.252
11	2:12.225	33.008	29.197	38.424	31.596	177.02	25:06.477
12	2:11.610	33.131	28.956	37.976	31.547	180.00	27:18.087

## PRE TALENT CARRERA 2

### CLASIFICACIÓN POR SECTORES

Sector – 1			Sector – 2			Sector – 3			Sector – 4		
P. Nº	Nombre	T Sector	P. Nº	Nombre	T Sector	P. Nº	Nombre	T Sector	P. Nº	Nombre	T Sector
1	97 JASE DILL	33.008	1	55 JOSE L. CAGIGAS	28.807	1	55 JOSE L. CAGIGAS	37.535	1	41 PETR MAYOROV	31.386
2	41 PETR MAYOROV	33.014	2	8 LEANDRE MARTINEZ	28.855	2	8 LEANDRE MARTINEZ	37.566	2	8 LEANDRE MARTINEZ	31.536
3	44 SANTIAGO IGLESIAS	33.166	3	91 ETHAN REARDON	28.876	3	91 ETHAN REARDON	37.598	3	80 MARCOS VINAGRE	31.537
4	80 MARCOS VINAGRE	33.234	4	97 JASE DILL	28.956	4	27 ALVARO CHICHURRI	37.604	4	97 JASE DILL	31.547
5	55 JOSE L. CAGIGAS	33.235	5	41 PETR MAYOROV	28.986	5	41 PETR MAYOROV	37.634	5	55 JOSE L. CAGIGAS	31.563
6	63 MAVERICK JOHNSON	33.338	6	14 FRANKIE R. WATSON	29.157	6	80 MARCOS VINAGRE	37.854	6	27 ALVARO CHICHURRI	31.629
7	8 LEANDRE MARTINEZ	33.362	7	44 SANTIAGO IGLESIAS	29.189	7	14 FRANKIE R. WATSON	37.947	7	91 ETHAN REARDON	31.632
8	91 ETHAN REARDON	33.413	8	27 ALVARO CHICHURRI	29.228	8	97 JASE DILL	37.976	8	44 SANTIAGO IGLESIAS	31.769
9	85 MAICOL COLAZZO	33.495	9	80 MARCOS VINAGRE	29.305	9	85 MAICOL COLAZZO	38.077	9	14 FRANKIE R. WATSON	31.773
10	27 ALVARO CHICHURRI	33.660	10	85 MAICOL COLAZZO	29.423	10	44 SANTIAGO IGLESIAS	38.131	10	63 MAVERICK JOHNSON	32.010
11	14 FRANKIE R. WATSON	33.794	11	63 MAVERICK JOHNSON	29.535	11	33 ALEX PEREZ	38.235	11	85 MAICOL COLAZZO	32.212
12	33 ALEX PEREZ	34.067	12	33 ALEX PEREZ	29.629	12	63 MAVERICK JOHNSON	38.309	12	33 ALEX PEREZ	32.356
13	77 JAVIER VIGUERAS	34.191	13	77 JAVIER VIGUERAS	30.139	13	77 JAVIER VIGUERAS	39.062	13	77 JAVIER VIGUERAS	32.421
14	93 TOMAS M. SOLIPA	35.371	14	93 TOMAS M. SOLIPA	30.878	14	93 TOMAS M. SOLIPA	39.923	14	93 TOMAS M. SOLIPA	33.421

Tiempo de vuelta ideal: 2:10.736

## PRE TALENT CARRERA 2

### ANÁLISIS VUELTA A VUELTA — SECTORES Y TIEMPOS ACUMULADOS

8 LEANDRE MARTINEZ Clase: PreT								
Vta.	Sec.1	Sec.2	Sec.3	Sec.4	IP1	IP2	IP3	Tiempo
1								2:25.061
2				33.203				2:18.785
3	34.586	30.835	39.249	33.069	34.586	1:05.421	1:44.670	2:17.739
4	34.691	30.910	39.183	33.221	34.691	1:05.601	1:44.784	2:18.005
5	35.096	31.139	38.942	32.864	35.096	1:06.235	1:45.177	2:18.041
6	34.396	30.273	38.576	32.161	34.396	1:04.669	1:43.245	2:15.406
7	33.985	29.901	38.403	32.379	33.985	1:03.886	1:42.289	2:14.668
8	34.086	30.175	38.808	32.148	34.086	1:04.261	1:43.069	2:15.217
9	33.538	29.788	38.586	32.141	33.538	1:03.326	1:41.912	2:14.053
10	33.675	29.804	38.211	31.929	33.675	1:03.479	1:41.690	2:13.619
11	33.362	29.075	38.070	31.686	33.362	1:02.437	1:40.507	2:12.193
12	33.471	28.855	37.566	31.536	33.471	1:02.326	1:39.892	2:11.428

14 FRANKIE R. WATSON Clase: PreT								
Vta.	Sec.1	Sec.2	Sec.3	Sec.4	IP1	IP2	IP3	Tiempo
1								2:26.478
2								2:18.725
3	34.816	30.322		39.758	32.593			2:17.739
4	34.948	30.513	39.875	32.649	34.948	1:05.138	1:45.279	2:17.985
5	34.635	30.457	39.219	31.998	34.635	1:05.092	1:44.311	2:16.309
6	33.857	29.186	37.947	31.909	33.857	1:03.043	1:40.990	2:12.899
7	34.019	29.157	38.058	31.791	34.019	1:03.176	1:41.234	2:13.025
8	33.794	29.429	38.252	31.773	33.794	1:03.223	1:41.475	2:13.248

27 ALVARO CHICHURRI Clase: PreT								
Vta.	Sec.1	Sec.2	Sec.3	Sec.4	IP1	IP2	IP3	Tiempo
1								2:25.023
2			40.029	33.488			40.029	2:19.027
3	35.125	31.195	39.742	32.984	35.125	1:06.320	1:46.062	2:19.046
4	34.109	30.316	39.321	32.766	34.109	1:04.425	1:43.746	2:16.512
5	34.093	30.369	38.806	32.895	34.093	1:04.462	1:43.268	2:16.163
6	34.232	29.886	39.002	32.451	34.232	1:04.118	1:43.120	2:15.571
7	33.664	29.354	38.281	32.282	33.664	1:03.018	1:41.299	2:13.581
8	33.726	29.555	38.194	32.456	33.726	1:03.281	1:41.475	2:13.931
9	33.660	29.672	38.385	32.292	33.660	1:03.332	1:41.717	2:14.009
10	33.816	29.569	38.315	32.653	33.816	1:03.385	1:41.700	2:14.353
11	33.948	29.228	38.118	31.629	33.948	1:03.176	1:41.294	2:12.923
12	33.725	29.243	37.604	32.103	33.725	1:02.968	1:40.572	2:12.675

33 ALEX PEREZ Clase: PreT								
Vta.	Sec.1	Sec.2	Sec.3	Sec.4	IP1	IP2	IP3	Tiempo
1								2:25.581
2								2:19.330
3	34.330	30.512	39.802	33.026	34.330	1:04.842	1:44.644	2:17.670
4	39.312	30.630	39.176	33.119	39.312	1:09.942	1:49.118	2:22.237
5	39.047	30.143	38.952	32.843	39.047	1:09.190	1:48.142	2:20.985
6	34.622	30.191	38.721	32.705	34.622	1:04.813	1:43.534	2:16.239
7	34.233	29.867	38.583	32.675	34.233	1:04.100	1:42.683	2:15.358
8	34.331	29.920	38.697	32.479	34.331	1:04.251	1:42.948	2:15.427
9	34.130	29.674	38.728	32.839	34.130	1:03.804	1:42.532	2:15.371
10	34.067	29.686	38.580	32.426	34.067	1:03.753	1:42.333	2:14.759
11	34.077	29.702	38.235	32.356	34.077	1:03.779	1:42.014	2:14.370
12	34.124	29.629	38.498	32.460	34.124	1:03.753	1:42.251	2:14.711

41 PETR MAYOROV Clase: PreT								
Vta.	Sec.1	Sec.2	Sec.3	Sec.4	IP1	IP2	IP3	Tiempo
1								2:24.371
2				33.079				2:17.495
3	34.078	30.420	39.235	32.594	34.078	1:04.498	1:43.733	2:16.327
4	34.135	30.211	38.801	32.410	34.135	1:04.346	1:43.147	2:15.557
5	33.910	29.961	38.362	32.167	33.910	1:03.871	1:42.233	2:14.400
6	34.033	29.788	38.267	31.906	34.033	1:03.821	1:42.088	2:13.994
7	33.716	29.719	38.032	31.772	33.716	1:03.435	1:41.467	2:13.239
8	33.437	29.288	38.155	31.586	33.437	1:02.725	1:40.880	2:12.466
9	33.520	29.108	37.862	31.715	33.520	1:02.628	1:40.490	2:12.205
10	33.576	29.415	37.723	31.449	33.576	1:02.991	1:40.714	2:12.163
11	33.014	28.986	37.832	31.660	33.014	1:02.000	1:39.832	2:11.492
12	33.276	29.496	37.634	31.386	33.276	1:02.772	1:40.406	2:11.792

44 SANTIAGO IGLESIAS Clase: PreT								
Vta.	Sec.1	Sec.2	Sec.3	Sec.4	IP1	IP2	IP3	Tiempo
1								2:22.806
2				32.702				2:16.615
3	33.742	30.245	38.871	32.540	33.742	1:03.987	1:42.858	2:15.398
4	33.742	29.866	38.580	32.269	33.742	1:03.608	1:42.188	2:14.457
5	33.703	30.047	38.179	32.087	33.703	1:03.750	1:41.929	2:14.016
6	33.620	29.776	38.204	32.080	33.620	1:03.396	1:41.600	2:13.680
7	33.668	29.734	38.138	32.148	33.668	1:03.402	1:41.540	2:13.688
8	33.612	29.679	38.273	32.144	33.612	1:03.291	1:41.564	2:13.708
9	33.700	29.709	38.149	32.144	33.700	1:03.409	1:41.558	2:13.702
10	33.722	29.700	38.131	32.013	33.722	1:03.422	1:41.553	2:13.566
11	33.498	29.457	39.673	31.769	33.498	1:02.955	1:42.628	2:14.397
12	33.166	29.189	40.723	34.166	33.166	1:02.355	1:43.078	2:17.244

## PRE TALENT CARRERA 2

### 55 JOSE L. CAGIGAS Clase: PreT

Vta.	Sec.1	Sec.2	Sec.3	Sec.4	IP1	IP2	IP3	Tiempo
1								2:25.100
2				33.234				2:18.872
3	34.127	30.417	38.974	32.692	34.127	1:04.544	1:43.518	2:16.210
4	34.513	30.115	38.530	32.130	34.513	1:04.628	1:43.158	2:15.288
5	34.204	29.695	37.944	31.849	34.204	1:03.899	1:41.843	2:13.692
6	33.800	29.708	38.039	31.910	33.800	1:03.508	1:41.547	2:13.457
7	33.954	29.627	37.960	32.095	33.954	1:03.581	1:41.541	2:13.636
8	33.655	29.034	37.751	31.688	33.655	1:02.689	1:40.440	2:12.128
9	33.687	29.107	37.727	31.896	33.687	1:02.794	1:40.521	2:12.417
10	33.548	29.405	37.553	31.708	33.548	1:02.953	1:40.506	2:12.214
11	33.269	28.807	37.952	31.563	33.269	1:02.076	1:40.028	2:11.591
12	33.235	29.365	37.535	31.709	33.235	1:02.600	1:40.135	2:11.844

### 63 MAVERICK JOHNSON Clase: PreT

Vta.	Sec.1	Sec.2	Sec.3	Sec.4	IP1	IP2	IP3	Tiempo
1								2:26.918
2				40.599	32.933		40.599	2:20.419
3	34.516	31.460	39.884	32.844	34.516	1:05.976	1:45.860	2:18.704
4	34.556	30.487	39.269	32.792	34.556	1:05.043	1:44.312	2:17.104
5	33.957	30.353	39.145	32.502	33.957	1:04.310	1:43.455	2:15.957
6	34.022	30.177	38.944	32.487	34.022	1:04.199	1:43.143	2:15.630
7	33.634	29.938	38.886	32.444	33.634	1:03.572	1:42.458	2:14.902
8	33.995	29.535	38.838	32.010	33.995	1:03.530	1:42.368	2:14.378
9	33.338	29.680	38.871	32.389	33.338	1:03.018	1:41.889	2:14.278
10	33.406	29.574	38.580	32.072	33.406	1:02.980	1:41.560	2:13.632
11	33.567	29.668	38.656	32.103	33.567	1:03.235	1:41.891	2:13.994
12	33.472	29.735	38.309	32.289	33.472	1:03.207	1:41.516	2:13.805

### 77 JAVIER VIGUERAS Clase: PreT

Vta.	Sec.1	Sec.2	Sec.3	Sec.4	IP1	IP2	IP3	Tiempo
1								2:28.253
2			40.827	33.936			40.827	2:21.519
3	35.366	31.131	41.084	33.725	35.366	1:06.497	1:47.581	2:21.306
4	35.228	31.481	40.504	33.815	35.228	1:06.709	1:47.213	2:21.028
5	35.134	31.167	40.605	33.659	35.134	1:06.301	1:46.906	2:20.565
6	35.077	31.190	40.496	33.758	35.077	1:06.267	1:46.763	2:20.521
7	34.978	31.267	40.182	33.674	34.978	1:06.245	1:46.427	2:20.101
8	35.030	30.946	40.005	33.509	35.030	1:05.976	1:45.981	2:19.490
9	35.144	31.268	40.690	33.346	35.144	1:06.412	1:47.102	2:20.448
10	34.790	30.541	39.749	33.257	34.790	1:05.331	1:45.080	2:18.337
11	34.616	30.532	39.361	32.801	34.616	1:05.148	1:44.509	2:17.310
12	34.191	30.139	39.062	32.421	34.191	1:04.330	1:43.392	2:15.813

### 80 MARCOS VINAGRE Clase: PreT

Vta.	Sec.1	Sec.2	Sec.3	Sec.4	IP1	IP2	IP3	Tiempo
1								2:21.640
2				32.284				2:16.092
3	33.832	30.451	38.949	31.989	33.832	1:04.283	1:43.232	2:15.221
4	33.712	30.263	38.690	31.953	33.712	1:03.975	1:42.665	2:14.618
5	33.808	29.865	38.282	31.659	33.808	1:03.673	1:41.955	2:13.614
6	33.357	29.718	38.317	31.669	33.357	1:03.075	1:41.392	2:13.061
7	33.663	29.543	38.419	31.597	33.663	1:03.206	1:41.625	2:13.222
8	33.356	29.646	38.367	31.775	33.356	1:03.002	1:41.369	2:13.144
9	33.736	29.787	38.327	31.675	33.736	1:03.523	1:41.850	2:13.525
10	33.353	29.618	38.315	31.875	33.353	1:02.971	1:41.286	2:13.161
11	33.560	29.459	38.150	31.537	33.560	1:03.019	1:41.169	2:12.706
12	33.234	29.305	37.854	31.815	33.234	1:02.539	1:40.393	2:12.208

### 85 MAICOL COLAZZO Clase: PreT

Vta.	Sec.1	Sec.2	Sec.3	Sec.4	IP1	IP2	IP3	Tiempo
1								2:27.468
2			40.616	33.337			40.616	2:20.787
3	34.672	30.646	39.911	33.187	34.672	1:05.318	1:45.229	2:18.416
4	34.571	30.118	38.915	32.871	34.571	1:04.689	1:43.604	2:16.475
5	34.205	30.315	39.141	33.036	34.205	1:04.520	1:43.661	2:16.697
6	33.927	29.625	39.268	32.796	33.927	1:03.552	1:42.820	2:15.616
7	33.939	29.725	39.128	32.434	33.939	1:03.664	1:42.792	2:15.226
8	33.635	29.590	38.652	32.304	33.635	1:03.225	1:41.877	2:14.181
9	33.539	29.578	38.769	32.399	33.539	1:03.117	1:41.886	2:14.285
10	33.631	29.470	38.628	32.212	33.631	1:03.101	1:41.729	2:13.941
11	33.584	29.423	38.692	32.217	33.584	1:03.007	1:41.699	2:13.916
12	33.495	29.485	38.077	32.607	33.495	1:02.980	1:41.057	2:13.664

### 91 ETHAN REARDON Clase: PreT

Vta.	Sec.1	Sec.2	Sec.3	Sec.4	IP1	IP2	IP3	Tiempo
1								2:26.367
2			40.171	32.891			40.171	2:18.456
3	34.801	31.196	40.364	32.865	34.801	1:05.997	1:46.361	2:19.226
4	34.674	30.706	39.756	32.695	34.674	1:05.380	1:45.136	2:17.831
5	34.537	30.603	39.167	32.519	34.537	1:05.140	1:44.307	2:16.826
6	33.744	29.859	38.979	32.181	33.744	1:03.603	1:42.582	2:14.763
7	33.413	29.833	38.468	31.816	33.413	1:03.246	1:41.714	2:13.530
8	34.095	29.894	38.406	31.794	34.095	1:03.989	1:42.395	2:14.189
9	33.437	29.535	38.574	31.917	33.437	1:02.972	1:41.546	2:13.463
10	33.674	29.741	38.480	31.798	33.674	1:03.415	1:41.895	2:13.693
11	33.821	28.876	37.887	31.632	33.821	1:02.697	1:40.584	2:12.216
12	34.203	28.913	37.598	31.779	34.203	1:03.116	1:40.714	2:12.493

## PRE TALENT CARRERA 2

93 TOMAS M. SOLIPA Clase: PreT

Vta.	Sec.1	Sec.2	Sec.3	Sec.4	IP1	IP2	IP3	Tiempo
1								2:31.809
2			41.947	34.068			41.947	2:26.086
3	36.347	31.900	41.367	34.184	36.347	1:08.247	1:49.614	2:23.798
4	36.344	31.878	40.947	33.731	36.344	1:08.222	1:49.169	2:22.900
5	35.945	31.430	40.531	33.758	35.945	1:07.375	1:47.906	2:21.664
6	36.050	31.440	40.639	33.700	36.050	1:07.490	1:48.129	2:21.829
7	35.865	31.625	40.718	33.930	35.865	1:07.490	1:48.208	2:22.138
8	35.909	31.475	40.497	33.850	35.909	1:07.384	1:47.881	2:21.731
9	35.562	31.368	40.923	33.421	35.562	1:06.930	1:47.853	2:21.274
10	35.689	31.086	40.481	33.713	35.689	1:06.775	1:47.256	2:20.969
11	35.534	31.067	40.030	33.701	35.534	1:06.601	1:46.631	2:20.332
12	35.371	30.878	39.923	33.456	35.371	1:06.249	1:46.172	2:19.628

97 JASE DILL Clase: PreT

Vta.	Sec.1	Sec.2	Sec.3	Sec.4	IP1	IP2	IP3	Tiempo
1								2:27.610
2			40.455	32.910			40.455	2:19.883
3	34.600	30.647	39.809	32.674	34.600	1:05.247	1:45.056	2:17.730
4	34.985	30.689	39.495	32.763	34.985	1:05.674	1:45.169	2:17.932
5	34.568	30.258	39.290	32.559	34.568	1:04.826	1:44.116	2:16.675
6	33.801	30.040	38.992	32.739	33.801	1:03.841	1:42.833	2:15.572
7	33.663	30.074	39.390	32.105	33.663	1:03.737	1:43.127	2:15.232
8	33.378	29.781	38.577	32.081	33.378	1:03.159	1:41.736	2:13.817
9	33.140	29.457	38.386	32.007	33.140	1:02.597	1:40.983	2:12.990
10	33.158	29.615	38.330	31.777	33.158	1:02.773	1:41.103	2:12.880
11	33.008	29.197	38.424	31.596	33.008	1:02.205	1:40.629	2:12.225
12	33.131	28.956	37.976	31.547	33.131	1:02.087	1:40.063	2:11.610

## PRE TALENT CARRERA 2

### 40 MEJORES VUELTAS

Nº	Nombre	Clase	Tiempo	En Vuelta
8	LEANDRE MARTINEZ	PreT	2:11.428	12
41	PETR MAYOROV	PreT	2:11.492	11
55	JOSE L. CAGIGAS	PreT	2:11.591	11
97	JASE DILL	PreT	2:11.610	12
41	PETR MAYOROV	PreT	2:11.792	12
55	JOSE L. CAGIGAS	PreT	2:11.844	12
55	JOSE L. CAGIGAS	PreT	2:12.128	8
41	PETR MAYOROV	PreT	2:12.163	10
8	LEANDRE MARTINEZ	PreT	2:12.193	11
41	PETR MAYOROV	PreT	2:12.205	9
80	MARCOS VINAGRE	PreT	2:12.208	12
55	JOSE L. CAGIGAS	PreT	2:12.214	10
91	ETHAN REARDON	PreT	2:12.216	11
97	JASE DILL	PreT	2:12.225	11
55	JOSE L. CAGIGAS	PreT	2:12.417	9
41	PETR MAYOROV	PreT	2:12.466	8
91	ETHAN REARDON	PreT	2:12.493	12
27	ALVARO CHICHURRI	PreT	2:12.675	12
80	MARCOS VINAGRE	PreT	2:12.706	11
97	JASE DILL	PreT	2:12.880	10
14	FRANKIE R. WATSON	PreT	2:12.899	6
27	ALVARO CHICHURRI	PreT	2:12.923	11
97	JASE DILL	PreT	2:12.990	9
14	FRANKIE R. WATSON	PreT	2:13.025	7
80	MARCOS VINAGRE	PreT	2:13.061	6
80	MARCOS VINAGRE	PreT	2:13.144	8
80	MARCOS VINAGRE	PreT	2:13.161	10
80	MARCOS VINAGRE	PreT	2:13.222	7
41	PETR MAYOROV	PreT	2:13.239	7
14	FRANKIE R. WATSON	PreT	2:13.248	8
55	JOSE L. CAGIGAS	PreT	2:13.457	6
91	ETHAN REARDON	PreT	2:13.463	9
80	MARCOS VINAGRE	PreT	2:13.525	9
91	ETHAN REARDON	PreT	2:13.530	7
44	SANTIAGO IGLESIAS	PreT	2:13.566	10
27	ALVARO CHICHURRI	PreT	2:13.581	7
80	MARCOS VINAGRE	PreT	2:13.614	5
8	LEANDRE MARTINEZ	PreT	2:13.619	10
63	MAVERICK JOHNSON	PreT	2:13.632	10
55	JOSE L. CAGIGAS	PreT	2:13.636	7

## PRE TALENT CARRERA 2

### TOP 5 MEJORES VUELTAS

Nº	Nombre	Clase	V1	V2	V3	V4	V5
8	LEANDRE MARTINEZ	PreT	2:11.428	2:12.193	2:13.619	2:14.053	2:14.668
41	PETR MAYOROV	PreT	2:11.492	2:11.792	2:12.163	2:12.205	2:12.466
55	JOSE L. CAGIGAS	PreT	2:11.591	2:11.844	2:12.128	2:12.214	2:12.417
97	JASE DILL	PreT	2:11.610	2:12.225	2:12.880	2:12.990	2:13.817
80	MARCOS VINAGRE	PreT	2:12.208	2:12.706	2:13.061	2:13.144	2:13.161
91	ETHAN REARDON	PreT	2:12.216	2:12.493	2:13.463	2:13.530	2:13.693
27	ALVARO CHICHURRI	PreT	2:12.675	2:12.923	2:13.581	2:13.931	2:14.009
14	FRANKIE R. WATSON	PreT	2:12.899	2:13.025	2:13.248	2:16.309	2:17.825
44	SANTIAGO IGLESIAS	PreT	2:13.566	2:13.680	2:13.688	2:13.702	2:13.708
63	MAVERICK JOHNSON	PreT	2:13.632	2:13.805	2:13.994	2:14.278	2:14.378
85	MAICOL COLAZZO	PreT	2:13.664	2:13.916	2:13.941	2:14.181	2:14.285
33	ALEX PEREZ	PreT	2:14.370	2:14.711	2:14.759	2:15.358	2:15.371
77	JAVIER VIGUERAS	PreT	2:15.813	2:17.310	2:18.337	2:19.490	2:20.101
93	TOMAS M. SOLIPA	PreT	2:19.628	2:20.332	2:20.969	2:21.274	2:21.664

## PRE TALENT CARRERA 2

### 40 MEJORES VELOCIDADES

Nº	Nombre	Clase	Velocidad	En V.	Tiempo sesión
97	JASE DILL	PreT	180.760	5	11:43.761
97	JASE DILL	PreT	180.000	4	9:27.086
97	JASE DILL	PreT	180.000	6	13:59.333
97	JASE DILL	PreT	180.000	12	27:18.087
97	JASE DILL	PreT	179.250	2	4:51.424
97	JASE DILL	PreT	179.250	3	7:09.154
97	JASE DILL	PreT	179.250	10	22:54.252
33	ALEX PEREZ	PreT	178.500	2	4:50.780
85	MAICOL COLAZZO	PreT	178.500	6	13:59.458
97	JASE DILL	PreT	177.760	7	16:14.565
97	JASE DILL	PreT	177.760	8	18:28.382
63	MAVERICK JOHNSON	PreT	177.020	2	4:52.218
63	MAVERICK JOHNSON	PreT	177.020	3	7:10.922
85	MAICOL COLAZZO	PreT	177.020	2	4:52.254
85	MAICOL COLAZZO	PreT	177.020	5	11:43.842
85	MAICOL COLAZZO	PreT	177.020	9	20:43.150
97	JASE DILL	PreT	177.020	11	25:06.477
27	ALVARO CHICHURRI	PreT	176.300	12	27:17.977
63	MAVERICK JOHNSON	PreT	176.300	4	9:28.026
63	MAVERICK JOHNSON	PreT	176.300	7	16:14.515
77	JAVIER VIGUERAS	PreT	176.300	2	4:54.897
77	JAVIER VIGUERAS	PreT	176.300	3	7:16.203
85	MAICOL COLAZZO	PreT	176.300	3	7:10.670
97	JASE DILL	PreT	176.300	9	20:41.372
8	LEANDRE MARTINEZ	PreT	175.570	12	27:17.821
14	FRANKIE R. WATSON	PreT	175.570	2	4:50.661
63	MAVERICK JOHNSON	PreT	175.570	5	11:43.983
63	MAVERICK JOHNSON	PreT	175.570	6	13:59.613
63	MAVERICK JOHNSON	PreT	175.570	9	20:43.171
80	MARCOS VINAGRE	PreT	175.570	9	20:18.827
85	MAICOL COLAZZO	PreT	175.570	8	18:28.865
85	MAICOL COLAZZO	PreT	175.570	11	25:11.007
33	ALEX PEREZ	PreT	174.860	5	11:51.672
44	SANTIAGO IGLESIAS	PreT	174.860	2	4:42.976
44	SANTIAGO IGLESIAS	PreT	174.860	3	6:58.374
80	MARCOS VINAGRE	PreT	174.860	2	4:42.422
80	MARCOS VINAGRE	PreT	174.860	3	6:57.643
80	MARCOS VINAGRE	PreT	174.860	5	11:25.875
80	MARCOS VINAGRE	PreT	174.860	6	13:38.936
80	MARCOS VINAGRE	PreT	174.860	7	15:52.158

## PRE TALENT CARRERA 2

### 5 MEJORES VELOCIDADES POR PILOTO

Nº	Nombre	Clase	V1	V2	V3	V4	V5
97	JASE DILL	PreT	180.760	180.000	180.000	180.000	179.250
33	ALEX PEREZ	PreT	178.500	174.860	174.150	173.440	172.740
85	MAICOL COLAZZO	PreT	178.500	177.020	177.020	177.020	176.300
63	MAVERICK JOHNSON	PreT	177.020	177.020	176.300	176.300	175.570
27	ALVARO CHICHURRI	PreT	176.300	173.440	172.740	172.050	171.360
77	JAVIER VIGUERAS	PreT	176.300	176.300	174.150	173.440	173.440
8	LEANDRE MARTINEZ	PreT	175.570	174.150	173.440	172.050	172.050
14	FRANKIE R. WATSON	PreT	175.570	172.050	170.680	170.680	169.330
80	MARCOS VINAGRE	PreT	175.570	174.860	174.860	174.860	174.860
44	SANTIAGO IGLESIAS	PreT	174.860	174.860	174.150	174.150	173.440
91	ETHAN REARDON	PreT	174.150	174.150	172.740	172.740	172.740
41	PETR MAYOROV	PreT	173.440	172.050	171.360	170.000	170.000
55	JOSE L. CAGIGAS	PreT	173.440	173.440	173.440	172.740	169.330
93	TOMAS M. SOLIPA	PreT	167.340	166.690	166.690	166.050	166.050

## PRE TALENT CARRERA 2

### PLANNING

V 0	V 1	V 2	V 3	V 4	V 5	V 6	V 7	V 8	V 9	V 10	V 11	V 12	Hora T.
55	80	80	80	80	80	80	80	80	80	80	80	<u>80</u>	26:56.902
44	44	44	44	44	44	44	44	44	44	44	41	<u>41</u>	26:59.889
8	55	41	41	41	41	55	41	55	55	55	55	<u>55</u>	26:59.992
97	8	8	55	55	55	41	55	41	41	41	44	<u>44</u>	27:06.832
85	41	55	8	8	27	14	14	<b>14</b>	27	27	91	<u>91</u>	27:17.548
41	27	27	27	27	8	27	27	27	91	91	27	<u>8</u>	27:17.821
91	91	91	33	91	14	8	8	91	8	8	8	<u>27</u>	27:17.977
80	33	14	14	14	91	91	91	8	97	97	97	<u>97</u>	27:18.087
63	85	33	91	97	97	97	63	97	85	63	63	<u>63</u>	27:24.602
77	97	97	97	85	85	85	97	85	63	85	85	<u>85</u>	27:24.671
27	63	63	85	63	63	63	85	63	33	33	33	<u>33</u>	27:37.907
93	14	85	63	33	33	33	33	33	77	77	77	<u>77</u>	28:09.816
14	77	77	77	77	77	77	77	77	93	93	93	<u>93</u>	28:39.454
33	93	93	93	93	93	93	93	93					

**PRE TALENT  
CARRERA 2**

**PLANNING GRÁFICO**

