

5 Y 6 DE ABRIL

CIRCUITO DE JEREZ  
ANGEL NIETO

e16

## SBK

### Entrenamientos Cronometrados

## RESULTADOS ENTRENAMIENTOS

CONDICIONES ATMOSFERICAS: **Nublado**

ESTADO DE LA PISTA: **Mojada**

Ord.	#	Piloto	Licencia	Club	Marca	NV	VR	Tiempo	Gap	Intv	VMax
1	40	sbk Roman RAMOS	ESP	KAWASAKI PALMETO JDO	KAWASAKI	13	13	1:43.114	----	----	258,3
2	12	sbk Borja GOMEZ	ESP	TEAM HONDA LAGLISSE		13	13	1:43.337	0.223	0.223	262,7
3	75	sbk Ivo LOPES	POR	BMW EASYRACE TEAM		12	12	1:43.992	0.878	0.655	259,5
4	44	sbk Steven ODENDAAL	RSA	NEW2 PROJECT		14	13	1:44.045	0.931	0.053	262,1
5	23	sbk Christophe PONSSON	FRA	GIL MOTOR SPORT		13	13	1:44.373	1.259	0.328	258,8
6	13	sbk Ville VALTONEN	FIN	TEAM SENSETEC		14	14	1:46.029	2.915	1.656	257,4
7	57	stc Francisco Javier PALOMER	ESP	TEAM HONDA LAGLISSE		14	13	1:46.473	3.359	0.444	260,9
8	96	stc Paco MORALES	ESP	BRITISH CARRERA TEAM	HONDA	11	11	1:46.641	3.527	0.168	257,1
9	53	sbk Esteve RABAT	ESP	RABAT RACING	YAMAHA	9	9	1:48.388	5.274	1.747	251,7
10	38	stc Ola NESBAKKEN	ESP	BMW EASYRACE TEAM		13	13	1:49.388	6.274	1.000	257,0
11	17	stc Samuel DIAZ	ESP	TECNIRACING	YAMAHA	11	9	1:49.894	6.780	0.506	249,1
12	51	stc Juan Pablo URIOSTEGUI	MEX	TEAM HONDA LAGLISSE	HONDA	14	13	1:50.716	7.602	0.822	256,0
13	37	stc Mauro GONZALEZ	ESP	DEZA - BOX 77 RACING TE	KAWASAKI	10	10	1:50.908	7.795	0.193	238,5
14	56	stc Juan Maria ZARZA	ESP	ADN MOTOS RACING		12	12	1:50.931	7.817	0.022	251,9
15	43	stc David PEREZ	ESP	SHOZO RACING TEAM	KAWASAKI	12	12	1:51.513	8.399	0.582	250,0
16	82	stc Reto WIEDERKEHR	SUI	TEAM SENSETEC		15	15	1:52.486	9.372	0.973	252,5
17	36	stc Yousef SORIANO	ESP		YAMAHA	12	12	1:52.931	9.817	0.445	247,5
18	4	stc Javier ARTIME	ESP	TEAM HONDA LAGLISSE		13	12	1:52.958	9.844	0.027	254,8
19	22	stc Afonso VIVAS AZEVEDO	POR	ALMA RACING TEAM	YAMAHA	12	10	1:53.359	10.245	0.401	243,4
<b>No Clasificado</b>											
		Tiempo Mínimo para Clasificar.- 1:53.425		Porcentaje para Clasificar: 110%							
29	stc	Juan Jose NUÑEZ	ESP	KAWASAKI PALMETO JDO	KAWASAKI	11	11	1:56.413			

Circuito de Jerez, 5 DE ABRIL DE 2025

EL JURADO	EL DIRECTOR DE CARRERA	EL OFICIAL DE CRONOMETRAJE
Hora:	Hora:	RESULTADOS PUBLICADOS A LAS 12:00 HORAS

Pág 1 de 1





5 Y 6 DE ABRIL

CIRCUITO DE JEREZ  
ANGEL NIETO

e18


## SBK Entrenamientos Cronometrados VUELTA A VUELTA

Vuelta	4	12	13	17	22	23	29	36	37	38	40	43
1	2:29.409	2:02.208	2:09.724	2:04.223	2:06.495	2:06.883	2:22.715	2:13.458	2:02.663	2:08.005	1:57.856	2:14.718
2	2:02.792	1:51.570	1:53.215	1:54.387	2:02.951	1:51.593	2:08.935	2:01.136	1:55.487	1:56.059	1:50.190	1:56.910
3	2:00.164	1:54.690	PIT EXIT	1:54.839	1:58.237	1:50.543	2:04.929	1:57.952	PIT EXIT	1:54.626	1:47.270	1:55.253
4	1:57.212	1:47.902	2:08.021	PIT EXIT	1:56.154	1:48.226	2:03.590	1:58.999	2:00.953	1:53.628	1:47.498	1:54.514
5	1:56.077	PIT EXIT	1:51.426	2:01.291	1:55.407	1:49.874	2:00.529	1:56.814	1:52.803	PIT EXIT	1:46.479	1:54.465
6	1:59.837	1:52.872	1:50.469	1:51.853	1:55.294	1:46.908	1:59.558	PIT EXIT	1:52.378	2:03.686	PIT EXIT	PIT EXIT
7	1:56.913	1:45.435	1:49.140	1:50.907	PIT EXIT	1:47.988	2:00.125	2:05.740	2:04.518	1:50.940	1:51.949	2:00.114
8	PIT EXIT	1:44.965	1:50.171	1:53.763	2:00.043	1:45.932	PIT EXIT	1:55.040	PIT EXIT	1:50.010	1:43.558	1:54.714
9	2:09.300	1:45.030	PIT EXIT	1:49.894*	1:53.839	PIT EXIT	2:17.002	1:55.166	2:00.094	1:51.224	1:44.333	1:52.751
10	1:55.080	1:43.852	1:57.979	1:59.870	1:53.359*	1:56.761	1:57.102	1:58.340	1:50.908*	1:50.593	PIT EXIT	1:52.509
11	1:53.134	1:45.393	1:47.405	1:50.868	PIT EXIT	1:48.714	1:56.413*	1:53.020		1:50.275	1:50.737	1:52.505
12	1:52.958*	1:43.549	1:49.378		2:01.405	1:46.316		1:52.931*		1:50.170	1:43.150	1:51.513*
13	1:53.444	1:43.337*	1:46.941			1:44.373*				1:49.388*	1:43.114*	
14			1:46.029*									

Vuelta	44	51	53	56	57	75	82	96				
1	1:59.310	2:13.305	2:05.650	2:06.315	2:17.379	1:58.112	2:13.749	2:09.189				
2	1:48.988	1:59.027	1:53.068	1:57.429	1:59.440	1:48.150	2:04.620	1:55.109				
3	1:46.997	1:56.941	1:52.330	1:57.573	1:54.536	1:46.367	2:02.300	1:50.000				
4	1:46.360	1:54.678	1:58.447	1:55.779	1:53.063	1:44.956	2:01.217	1:50.223				
5	1:46.036	1:53.332	PIT EXIT	1:53.848	1:50.768	1:48.600	2:02.477	1:51.521				
6	1:48.329	1:56.776	1:56.140	1:52.460	1:50.772	1:44.353	2:00.304	1:48.390				
7	1:47.345	1:53.909	PIT EXIT	1:52.385	PIT EXIT	PIT EXIT	1:58.818	PIT EXIT				
8	1:46.045	PIT EXIT	1:54.004	PIT EXIT	1:55.551	1:51.457	1:56.853	1:55.415				
9	1:45.358	2:01.236	1:48.388*	2:00.176	1:48.966	1:44.845	1:56.841	1:47.087				
10	PIT EXIT	1:52.119		1:52.868	1:48.273	PIT EXIT	1:56.064	1:50.403				
11	1:51.525	1:51.195		1:54.289	1:47.507	2:11.253	1:56.873	1:46.641*				
12	1:44.106	1:51.119		1:50.931*	1:47.443	1:43.992*	1:56.196					
13	1:44.045*	1:50.716*			1:46.473*		1:53.456					
14	1:45.322	1:50.811			1:47.268		1:52.596					
15							1:52.486*					







5 Y 6 DE ABRIL

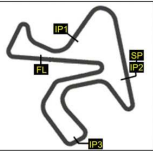
CIRCUITO DE JEREZ  
ÁNGEL NIETO

e19

## SBK Entrenamientos Cronometrados ANÁLISIS

Número	4		12		13		17		22		23		29	
Vta	Sector	Vuelta	Sector	Vuelta	Sector	Vuelta	Sector	Vuelta	Sector	Vuelta	Sector	Vuelta	Sector	Vuelta
15	IP1 IP2 IP3 FL													





Jerez - 4423 m



5 Y 6 DE ABRIL

CIRCUITO DE JEREZ  
ANGEL NIETO


e19

## SBK Entrenamientos Cronometrados ANÁLISIS

		36		37		38		40		43		44		51	
Vta		Sector	Vuelta	Sector	Vuelta	Sector	Vuelta	Sector	Vuelta	Sector	Vuelta	Sector	Vuelta	Sector	Vuelta
1	IP1	38.322	38.322	34.256	34.256	36.530	36.530	34.452	34.452	40.579	40.579	32.817	32.817	38.328	38.328
	IP2	18.598	56.920	17.500	51.756	17.974	54.504	16.901	51.353	21.640	1:02.219	16.485	49.302	19.758	58.086
	IP3	39.641	1:36.561	35.352	1:27.108	36.512	1:31.016	33.126	1:24.479	36.914	1:39.133	35.234	1:24.536	37.970	1:36.056
	FL	36.897	2:13.458	35.555	2:02.663	36.989	2:08.005	33.377	1:57.856	35.585	2:14.718	34.774	1:59.310	37.249	2:13.305







5 Y 6 DE ABRIL

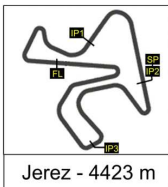
CIRCUITO DE JEREZ  
ÁNGEL NIETO

e19

## SBK Entrenamientos Cronometrados ANÁLISIS

Número	36		37		38		40		43		44		51	
Vta	Sector	Vuelta	Sector	Vuelta	Sector	Vuelta	Sector	Vuelta	Sector	Vuelta	Sector	Vuelta	Sector	Vuelta
15	IP1													
	IP2													
	IP3													
	FL													





5 Y 6 DE ABRIL


CIRCUITO DE JEREZ  
ANGEL NIETO

e19

## SBK Entrenamientos Cronometrados ANÁLISIS

Número	53		56		57		75		82		96		0	
	Vta	Sector	Vuelta	Sector	Vuelta	Sector	Vuelta	Sector	Vuelta	Sector	Vuelta	Sector	Vuelta	
1	IP1	34.381	34.381	34.693	34.693	40.909	40.909	33.473	33.473	38.029	38.029	37.623	37.623	
	IP2	18.185	52.566	18.474	53.167	19.944	1:00.853	17.880	51.353	18.703	56.732	18.442	56.065	
	IP3	36.406	1:28.972	37.260	1:30.427	38.097	1:38.950	33.857	1:25.210	39.135	1:35.867	37.338	1:33.403	
	FL	36.678	<b>2:05.650</b>	35.888	<b>2:06.315</b>	38.429	<b>2:17.379</b>	32.902	<b>1:58.112</b>	37.882	<b>2:13.749</b>	35.786	<b>2:09.189</b>	
2	IP1	29.842	29.842	30.436	30.436	32.267	32.267	28.555	28.555	31.994	31.994	30.343	30.343	
	IP2	16.173	46.015	16.876	47.312	16.941	49.208	15.535	44.090	17.597	49.591	16.651	46.994	
	IP3	32.753	1:18.768	34.776	1:22.088	34.978	1:24.186	32.100	1:16.190	38.024	1:27.615	34.256	1:21.250	
	FL	34.300	<b>1:53.068</b>	35.341	<b>1:57.429</b>	35.254	<b>1:59.440</b>	31.960	<b>1:48.150</b>	37.005	<b>2:04.620</b>	33.859	<b>1:55.109</b>	
3	IP1	28.878	28.878	29.490	29.490	29.893	29.893	27.807	27.807	32.115	32.115	28.476	28.476	
	IP2	16.214	45.092	17.379	46.869	16.690	46.583	15.333	43.140	17.461	49.576	15.847	44.323	
	IP3	32.694	1:17.786	34.850	1:21.719	33.836	1:20.419	31.524	1:14.664	36.596	1:26.172	32.612	1:16.935	
	FL	34.545	<b>1:52.330</b>	35.854	<b>1:57.573</b>	34.118	<b>1:54.536</b>	31.703	<b>1:46.367</b>	36.128	<b>2:02.300</b>	33.065	<b>1:50.000</b>	
4	IP1	31.024	31.024	30.532	30.532	28.942	28.942	26.884	26.884	31.029	31.029	27.949	27.949	
	IP2	16.995	48.019	16.758	47.290	16.211	45.153	15.245	42.129	17.130	48.159	16.021	43.970	
	IP3	35.756	1:23.775	34.138	1:21.428	33.718	1:18.871	31.233	1:13.362	36.587	1:24.746	33.193	1:17.163	
	FL	34.672	<b>1:58.447</b>	34.351	<b>1:55.779</b>	34.192	<b>1:53.063</b>	31.594	<b>1:44.956</b>	36.471	<b>2:01.217</b>	33.060	<b>1:50.223</b>	
5	IP1	28.382	28.382	29.272	29.272	28.425	28.425	27.761	27.761	31.815	31.815	29.339	29.339	
	IP2	16.434	44.816	16.713	45.985	16.130	44.555	15.389	43.150	17.020	48.835	16.056	45.395	
	IP3	34.823	1:19.639	33.724	1:19.709	32.630	1:17.185	33.416	1:16.566	37.202	1:26.037	32.573	1:17.968	
	FL	8:13.53	<b>PIT EXIT</b>	34.139	<b>1:53.848</b>	33.583	<b>1:50.768</b>	32.034	<b>1:48.600</b>	36.440	<b>2:02.477</b>	33.553	<b>1:51.521</b>	
6	IP1	32.994	32.994	28.618	28.618	28.014	28.014	26.789	26.789	31.084	31.084	27.667	27.667	
	IP2	16.689	49.683	16.427	45.045	16.107	44.121	15.135	41.924	16.890	47.974	15.703	43.370	
	IP3	32.860	1:22.543	33.732	1:18.777	33.301	1:17.422	<b>30.978</b>	1:12.902	35.886	1:23.860	32.294	1:15.664	
	FL	33.597	<b>1:56.140</b>	33.684	<b>1:52.460</b>	33.350	<b>1:50.772</b>	31.451	<b>1:44.353</b>	36.444	<b>2:00.304</b>	32.726	<b>1:48.390</b>	
7	IP1	<b>27.466</b>	<b>27.466</b>	29.035	29.035	27.925	27.925	27.954	27.954	30.529	30.529	28.947	28.947	
	IP2	16.311	43.777	16.273	45.308	16.075	44.000	15.253	43.207	16.826	47.355	16.123	45.070	
	IP3	34.493	1:18.270	33.371	1:18.679	33.233	1:17.233	32.696	1:15.903	36.145	1:23.500	33.306	1:18.376	
	FL	5:48.50	<b>PIT EXIT</b>	33.706	<b>1:52.385</b>	5:12.78	<b>PIT EXIT</b>	4:35.63	<b>PIT EXIT</b>	35.318	<b>1:58.818</b>	6:28.23	<b>PIT EXIT</b>	
8	IP1	31.030	31.030	28.586	28.586	32.645	32.645	31.704	31.704	30.096	30.096	32.528	32.528	
	IP2	16.154	47.184	16.512	45.098	16.472	49.117	15.469	47.173	16.491	46.587	16.012	48.540	
	IP3	33.049	1:20.233	34.852	1:19.950	33.074	1:22.191	31.837	1:19.010	34.933	1:21.520	32.612	1:21.152	
	FL	33.771	<b>1:54.004</b>	7:05.62	<b>PIT EXIT</b>	33.360	<b>1:55.551</b>	32.448	<b>1:51.457</b>	35.333	<b>1:56.853</b>	34.264	<b>1:55.415</b>	
9	IP1	27.479	27.479	33.337	33.337	27.346	27.346	26.940	26.940	29.891	29.891	27.226	27.226	
	IP2	<b>15.760</b>	<b>43.239</b>	16.695	50.032	16.076	43.422	15.147	42.087	16.646	46.537	15.540	42.766	
	IP3	<b>31.870</b>	<b>1:15.109</b>	35.645	1:25.677	32.327	1:15.749	31.246	1:13.333	35.230	1:21.767	31.777	1:14.543	
	FL	<b>33.279</b>	<b>1:48.388</b>	34.499	<b>2:00.176</b>	33.217	<b>1:48.966</b>	31.512	<b>1:44.845</b>	35.074	<b>1:56.841</b>	32.544	<b>1:47.087</b>	
10	IP1			28.778	28.778	27.462	27.462	<b>26.612</b>	<b>26.612</b>	29.728	29.728	27.802	27.802	
	IP2			16.191	44.969	16.052	43.514	<b>15.040</b>	<b>41.652</b>	16.534	46.262	16.074	43.876	
	IP3			33.478	1:18.447	32.082	1:15.596	31.882	1:13.534	35.217	1:21.479	33.033	1:16.909	
	FL			34.421	<b>1:52.868</b>	32.677	<b>1:48.273</b>	3:44.90	<b>PIT EXIT</b>	34.586	<b>1:56.064</b>	33.494	<b>1:50.403</b>	
11	IP1			29.880	29.880	27.205	27.205	36.341	36.341	29.701	29.701	<b>27.185</b>	<b>27.185</b>	
	IP2			<b>16.153</b>	46.033	15.836	43.041	22.241	58.582	16.477	46.178	<b>15.483</b>	<b>42.668</b>	
	IP3			34.226	1:20.259	31.830	1:14.871	40.023	1:38.605	34.930	1:21.108	<b>31.761</b>	<b>1:14.429</b>	
	FL			34.030	<b>1:54.289</b>	32.636	<b>1:47.507</b>	32.648	<b>2:11.253</b>	35.765	<b>1:56.873</b>	<b>32.212</b>	<b>1:46.641</b>	
12	IP1			<b>28.195</b>	<b>28.195</b>	26.948	26.948	26.634	26.634	30.321	30.321	29.823	29.823	
	IP2			16.194	<b>44.389</b>	15.694	42.642	15.131	41.765	16.522	46.843	24.915	54.738	
	IP3			<b>33.057</b>	<b>1:17.446</b>	32.224	1:14.866	30.980	<b>1:12.745</b>	34.707	1:21.550	34.954	1:29.692	
	FL			<b>33.485</b>	<b>1:50.931</b>	32.577	<b>1:47.443</b>	<b>31.247</b>	<b>1:43.992</b>	34.646	<b>1:56.196</b>			
13	IP1					<b>26.832</b>	<b>26.832</b>			29.432	29.432			
	IP2					15.655	42.487			16.133	45.565			
	IP3					31.717	1:14.204			33.725	1:19.290			
	FL					<b>32.269</b>	<b>1:46.473</b>			34.167	<b>1:53.456</b>			
14	IP1					26.910	26.910			<b>28.688</b>	<b>28.688</b>			
	IP2					<b>15.540</b>	<b>42.450</b>			16.121	<b>44.809</b>			
	IP3					<b>31.564</b>	<b>1:14.014</b>			33.902	<b>1:18.711</b>			
	FL					33.254	<b>1:47.268</b>			33.885	<b>1:52.596</b>			





5 Y 6 DE ABRIL

CIRCUITO DE JEREZ  
ÁNGEL NIETO

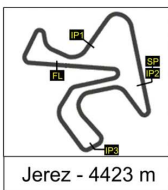
e19

## SBK Entrenamientos Cronometrados ANÁLISIS

Número	53		56		57		75		82		96		0	
Vta	Sector	Vuelta	Sector	Vuelta	Sector	Vuelta	Sector	Vuelta	Sector	Vuelta	Sector	Vuelta	Sector	Vuelta
15	IP1								29.091	29.091				
	IP2								<b>16.040</b>	45.131				
	IP3								<b>33.667</b>	1:18.798				
	FL								<b>33.688</b>	1:52.486				







5 Y 6 DE ABRIL

CIRCUITO DE JEREZ  
ANGEL NIETO

e20

## SBK Entrenamientos Cronometrados 40 MEJORES VUELTAS

Dorsal	Piloto	Nat	Equipo	Maq.	Hora	Vuelta	Tiempo
40	Roman RAMOS	ESP	KAWASAKI PALMETO JDO RACIN KAWASAKI		11:56:12	13	1:43.114
40	Roman RAMOS	ESP	KAWASAKI PALMETO JDO RACIN KAWASAKI		11:54:29	12	1:43.150
12	Borja GOMEZ	ESP	TEAM HONDA LAGLISSE		11:55:33	13	1:43.337
12	Borja GOMEZ	ESP	TEAM HONDA LAGLISSE		11:53:49	12	1:43.549
40	Roman RAMOS	ESP	KAWASAKI PALMETO JDO RACIN KAWASAKI		11:43:59	8	1:43.558
12	Borja GOMEZ	ESP	TEAM HONDA LAGLISSE		11:50:20	10	1:43.852
75	Ivo LOPES	POR	BMW EASYRACE TEAM		11:55:01	12	1:43.992
44	Steven ODENDAAL	RSA	NEW2 PROJECT		11:54:00	13	1:44.045
44	Steven ODENDAAL	RSA	NEW2 PROJECT		11:52:16	12	1:44.106
40	Roman RAMOS	ESP	KAWASAKI PALMETO JDO RACIN KAWASAKI		11:45:43	9	1:44.333
75	Ivo LOPES	POR	BMW EASYRACE TEAM		11:36:39	6	1:44.353
23	Christophe PONSSON	FRA	GIL MOTOR SPORT		11:56:25	13	1:44.373
75	Ivo LOPES	POR	BMW EASYRACE TEAM		11:46:07	9	1:44.845
75	Ivo LOPES	POR	BMW EASYRACE TEAM		11:33:06	4	1:44.956
12	Borja GOMEZ	ESP	TEAM HONDA LAGLISSE		11:46:51	8	1:44.965
12	Borja GOMEZ	ESP	TEAM HONDA LAGLISSE		11:48:36	9	1:45.030
44	Steven ODENDAAL	RSA	NEW2 PROJECT		11:55:45	14	1:45.322
44	Steven ODENDAAL	RSA	NEW2 PROJECT		11:42:11	9	1:45.358
12	Borja GOMEZ	ESP	TEAM HONDA LAGLISSE		11:52:06	11	1:45.393
12	Borja GOMEZ	ESP	TEAM HONDA LAGLISSE		11:45:06	7	1:45.435
23	Christophe PONSSON	FRA	GIL MOTOR SPORT		11:40:17	8	1:45.932
13	Ville VALTONEN	FIN	TEAM SENSETEC		11:55:36	14	1:46.029
44	Steven ODENDAAL	RSA	NEW2 PROJECT		11:35:04	5	1:46.036
44	Steven ODENDAAL	RSA	NEW2 PROJECT		11:40:25	8	1:46.045
23	Christophe PONSSON	FRA	GIL MOTOR SPORT		11:54:40	12	1:46.316
44	Steven ODENDAAL	RSA	NEW2 PROJECT		11:33:18	4	1:46.360
75	Ivo LOPES	POR	BMW EASYRACE TEAM		11:31:22	3	1:46.367
57	Francisco Javier PALOMER	ESP	TEAM HONDA LAGLISSE		11:54:42	13	1:46.473
40	Roman RAMOS	ESP	KAWASAKI PALMETO JDO RACIN KAWASAKI		11:34:15	5	1:46.479
96	Paco MORALES	ESP	BRITISH CARRERA TEAM HONDA		11:52:35	11	1:46.641
23	Christophe PONSSON	FRA	GIL MOTOR SPORT		11:36:43	6	1:46.908
13	Ville VALTONEN	FIN	TEAM SENSETEC		11:53:50	13	1:46.941
44	Steven ODENDAAL	RSA	NEW2 PROJECT		11:31:31	3	1:46.997
96	Paco MORALES	ESP	BRITISH CARRERA TEAM HONDA		11:48:58	9	1:47.087
57	Francisco Javier PALOMER	ESP	TEAM HONDA LAGLISSE		11:56:29	14	1:47.268
40	Roman RAMOS	ESP	KAWASAKI PALMETO JDO RACIN KAWASAKI		11:30:41	3	1:47.270
44	Steven ODENDAAL	RSA	NEW2 PROJECT		11:38:39	7	1:47.345
13	Ville VALTONEN	FIN	TEAM SENSETEC		11:50:14	11	1:47.405
57	Francisco Javier PALOMER	ESP	TEAM HONDA LAGLISSE		11:52:56	12	1:47.443
40	Roman RAMOS	ESP	KAWASAKI PALMETO JDO RACIN KAWASAKI		11:32:28	4	1:47.498





5 Y 6 DE ABRIL

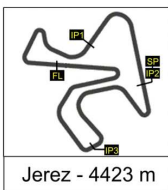
CIRCUITO DE JEREZ  
ANGEL NIETO

e21

## SBK Entrenamientos Cronometrados TOP CINCO VUELTAS

Piloto	Nat	Equipo	Top Five Laps				
40 Roman RAMOS	ESP	KAWASAKI PALMETO JDO RACING	1:43.114	1:43.150	1:43.558	1:44.333	1:46.479
12 Borja GOMEZ	ESP	TEAM HONDA LAGLISSE	1:43.337	1:43.549	1:43.852	1:44.965	1:45.030
75 Ivo LOPES	POR	BMW EASYRACE TEAM	1:43.992	1:44.353	1:44.845	1:44.956	1:46.367
44 Steven ODENDAAL	RSA	NEW2 PROJECT	1:44.045	1:44.106	1:45.322	1:45.358	1:46.036
23 Christophe PONSSON	FRA	GIL MOTOR SPORT	1:44.373	1:45.932	1:46.316	1:46.908	1:47.988
13 Ville VALTONEN	FIN	TEAM SENSETEC	1:46.029	1:46.941	1:47.405	1:49.140	1:49.378
57 Francisco Javier PALOME	ESP	TEAM HONDA LAGLISSE	1:46.473	1:47.268	1:47.443	1:47.507	1:48.273
96 Paco MORALES	ESP	BRITISH CARRERA TEAM	1:46.641	1:47.087	1:48.390	1:50.000	1:50.223
53 Esteve RABAT	ESP	RABAT RACING	1:48.388	1:52.330	1:53.068	1:54.004	1:56.140
38 Ola NESBAKKEN	ESP	BMW EASYRACE TEAM	1:49.388	1:50.010	1:50.170	1:50.275	1:50.593
17 Samuel DIAZ	ESP	TECNIRACING	1:49.894	1:50.868	1:50.907	1:51.853	1:53.763
51 Juan Pablo URIOSTEGUI	MEX	TEAM HONDA LAGLISSE	1:50.716	1:50.811	1:51.119	1:51.195	1:52.119
37 Mauro GONZALEZ	ESP	DEZA - BOX 77 RACING TEAM	1:50.908	1:52.378	1:52.803	1:55.487	2:00.094
56 Juan Maria ZARZA	ESP	ADN MOTOS RACING	1:50.931	1:52.385	1:52.460	1:52.868	1:53.848
43 David PEREZ	ESP	SHOZO RACING TEAM	1:51.513	1:52.505	1:52.509	1:52.751	1:54.465
82 Reto WIEDERKEHR	SUI	TEAM SENSETEC	1:52.486	1:52.596	1:53.456	1:56.064	1:56.196
36 Yousef SORIANO	ESP		1:52.931	1:53.020	1:55.040	1:55.166	1:56.814
4 Javier ARTIME	ESP	TEAM HONDA LAGLISSE	1:52.958	1:53.134	1:53.444	1:55.080	1:56.077
22 Afonso VIVAS AZEVEDO	POR	ALMA RACING TEAM	1:53.359	1:53.839	1:55.294	1:55.407	1:56.154
29 Juan Jose NUÑEZ	ESP	KAWASAKI PALMETO JDO RACING	1:56.413	1:57.102	1:59.558	2:00.125	2:00.529





5 Y 6 DE ABRIL

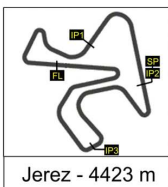
CIRCUITO DE JEREZ  
ANGEL NIETO

e22

## SBK Entrenamientos Cronometrados 40 MEJORES VELOCIDADES MÁXIMAS

Dorsal	Piloto	Nat	Equipo	Maq.	Hora	Vuelta	Vmax
12	Borja GOMEZ	ESP	TEAM HONDA LAGLISSE		11:54:30	12	262,7
12	Borja GOMEZ	ESP	TEAM HONDA LAGLISSE		11:34:35	4	262,3
44	Steven ODENDAAL	RSA	NEW2 PROJECT		11:51:13	11	262,1
44	Steven ODENDAAL	RSA	NEW2 PROJECT		11:28:39	1	261,9
12	Borja GOMEZ	ESP	TEAM HONDA LAGLISSE		11:51:02	10	261,4
12	Borja GOMEZ	ESP	TEAM HONDA LAGLISSE		11:47:33	8	261,2
57	Francisco Javier PALOMER	ESP	TEAM HONDA LAGLISSE		11:51:51	11	260,9
12	Borja GOMEZ	ESP	TEAM HONDA LAGLISSE		11:49:18	9	260,5
12	Borja GOMEZ	ESP	TEAM HONDA LAGLISSE		11:45:48	7	260,4
44	Steven ODENDAAL	RSA	NEW2 PROJECT		11:39:22	7	259,7
75	Ivo LOPES	POR	BMW EASYRACE TEAM		11:46:49	9	259,5
75	Ivo LOPES	POR	BMW EASYRACE TEAM		11:33:50	4	259,4
44	Steven ODENDAAL	RSA	NEW2 PROJECT		11:41:07	8	259,4
44	Steven ODENDAAL	RSA	NEW2 PROJECT		11:54:41	13	259,3
12	Borja GOMEZ	ESP	TEAM HONDA LAGLISSE		11:44:03	6	259,2
12	Borja GOMEZ	ESP	TEAM HONDA LAGLISSE		11:52:47	11	259,1
23	Christophe PONSSON	FRA	GIL MOTOR SPORT		11:35:38	5	258,8
75	Ivo LOPES	POR	BMW EASYRACE TEAM		11:32:04	3	258,6
75	Ivo LOPES	POR	BMW EASYRACE TEAM		11:53:59	11	258,6
12	Borja GOMEZ	ESP	TEAM HONDA LAGLISSE		11:42:16	5	258,5
75	Ivo LOPES	POR	BMW EASYRACE TEAM		11:45:04	8	258,4
40	Roman RAMOS	ESP	KAWASAKI PALMETO JDO RACIN KAWASAKI		11:55:10	12	258,3
57	Francisco Javier PALOMER	ESP	TEAM HONDA LAGLISSE		11:55:25	13	258,3
75	Ivo LOPES	POR	BMW EASYRACE TEAM		11:30:18	2	258,2
12	Borja GOMEZ	ESP	TEAM HONDA LAGLISSE		11:30:52	2	258,2
57	Francisco Javier PALOMER	ESP	TEAM HONDA LAGLISSE		11:34:21	4	258,1
75	Ivo LOPES	POR	BMW EASYRACE TEAM		11:37:23	6	257,9
75	Ivo LOPES	POR	BMW EASYRACE TEAM		11:43:18	7	257,8
75	Ivo LOPES	POR	BMW EASYRACE TEAM		11:28:31	1	257,7
12	Borja GOMEZ	ESP	TEAM HONDA LAGLISSE		11:32:46	3	257,7
57	Francisco Javier PALOMER	ESP	TEAM HONDA LAGLISSE		11:36:11	5	257,7
44	Steven ODENDAAL	RSA	NEW2 PROJECT		11:30:27	2	257,7
44	Steven ODENDAAL	RSA	NEW2 PROJECT		11:37:35	6	257,6
13	Ville VALTONEN	FIN	TEAM SENSETEC		11:54:33	13	257,4
75	Ivo LOPES	POR	BMW EASYRACE TEAM		11:35:37	5	257,4
23	Christophe PONSSON	FRA	GIL MOTOR SPORT		11:53:36	11	257,4
40	Roman RAMOS	ESP	KAWASAKI PALMETO JDO RACIN KAWASAKI		11:33:12	4	257,3
57	Francisco Javier PALOMER	ESP	TEAM HONDA LAGLISSE		11:30:35	2	257,2
96	Paco MORALES	ESP	BRITISH CARRERA TEAM	HONDA	11:51:31	10	257,1
96	Paco MORALES	ESP	BRITISH CARRERA TEAM	HONDA	11:30:53	2	257,0





5 Y 6 DE ABRIL

CIRCUITO DE JEREZ  
ANGEL NIETO

e23

## SBK Entrenamientos Cronometrados TOP CINCO VELOCIDADES MÁXIMAS

Piloto	Nat	Equipo	Top Five Vmax				
12 Borja GOMEZ	ESP	TEAM HONDA LAGLISSE	262,7	262,3	261,4	261,2	260,5
44 Steven ODENDAAL	RSA	NEW2 PROJECT	262,1	261,9	259,7	259,4	259,3
57 Francisco Javier PALOME	ESP	TEAM HONDA LAGLISSE	260,9	258,3	258,1	257,7	257,2
75 Ivo LOPES	POR	BMW EASYRACE TEAM	259,5	259,4	258,6	258,6	258,4
23 Christophe PONSSON	FRA	GIL MOTOR SPORT	258,8	257,4	257,0	256,5	256,2
40 Roman RAMOS	ESP	KAWASAKI PALMETO JDO RACING	258,3	257,3	256,2	255,9	255,7
13 Ville VALTONEN	FIN	TEAM SENSETEC	257,4	255,7	255,4	254,5	254,3
96 Paco MORALES	ESP	BRITISH CARRERA TEAM	257,1	257,0	255,0	254,1	253,9
38 Ola NESBAKKEN	ESP	BMW EASYRACE TEAM	257,0	255,3	255,1	254,8	254,4
51 Juan Pablo URIOSTEGUI	MEX	TEAM HONDA LAGLISSE	256,0	255,8	255,7	255,1	254,4
4 Javier ARTIME	ESP	TEAM HONDA LAGLISSE	254,8	253,5	253,2	251,3	251,0
82 Reto WIEDERKEHR	SUI	TEAM SENSETEC	252,5	251,3	250,2	248,6	247,8
56 Juan Maria ZARZA	ESP	ADN MOTOS RACING	251,9	251,3	250,9	250,6	249,5
53 Esteve RABAT	ESP	RABAT RACING	251,7	246,2	245,5	244,3	240,2
29 Juan Jose NUÑEZ	ESP	KAWASAKI PALMETO JDO RACING	250,9	250,8	250,2	249,5	249,4
43 David PEREZ	ESP	SHOZO RACING TEAM	250,0	249,0	248,9	248,3	248,2
17 Samuel DIAZ	ESP	TECNIRACING	249,1	247,7	247,5	247,1	246,3
36 Yousef SORIANO	ESP		247,5	244,8	244,3	244,2	244,0
22 Afonso VIVAS AZEVEDO	POR	ALMA RACING TEAM	243,4	243,0	242,5	242,2	241,3
37 Mauro GONZALEZ	ESP	DEZA - BOX 77 RACING TEAM	238,5	238,1	238,0	237,4	237,2

