

2 Y 3 NOVIEMBRE

CIRCUITO DE JEREZ  
ÁNGEL NIETO

d16

# Supersport NG

## Entrenamientos Cronometrados

### RESULTADOS ENTRENAMIENTOS

CONDICIONES ATMOSFERICAS: **Soleado**

ESTADO DE LA PISTA: **Seca**

Ord.	#	Piloto	Licencia	Club	Marca	NV	VR	Tiempo	Gap	Intv	VMax
1	4	Eric FERNANDEZ	ESP	TEAM SPEED RACING		13	8	1:43.463	----	----	236,6
2	11	Luca OTTAVIANI	ITA			14	5	1:44.077	0.614	0.614	240,6
3	13	Dino IOZZO	RSA	IUM MOTORSPORTS	YAMAHA	13	10	1:44.155	0.692	0.078	235,8
4	38	Juan RODRIGUEZ	ESP	I+DENT RACING TEAM		15	13	1:44.170	0.708	0.016	237,5
5	16	Alvaro FUERTES	ESP	PS RACING TEAM		13	11	1:44.280	0.817	0.109	237,9
6	73	Jacopo CRETARO	ITA	PS RACING TEAM		13	13	1:44.301	0.839	0.022	233,0
7	37	Mauro GONZALEZ	ESP	TEAM SPEED RACING		10	8	1:44.384	0.921	0.082	239,3
8	8	Leonardo TACCINI	ITA			15	14	1:44.406	0.943	0.022	241,1
9	9	Simon JESPERSEN	DEN			13	10	1:44.415	0.952	0.009	237,5
10	20	Melvin VAN DER VOORT	NLD	YAMAHA MS RACING	YAMAHA	8	8	1:44.751	1.288	0.336	232,7
11	33	Filip REHACEK	CZE	NEW2 PROJECT	YAMAHA	13	4	1:45.104	1.641	0.353	236,1
12	55	Guillermo Marcel MORENO	MEX		KAWASAKI	13	12	1:45.195	1.732	0.091	239,0
13	64	Hugo DE CANCELLIS	FRA			10	10	1:45.287	1.824	0.092	237,7
14	70	Filippo BIANCHI	ITA			13	13	1:45.465	2.002	0.178	241,1
15	31	Alberto GARCIA	ESP			14	10	1:45.615	2.152	0.150	230,5
16	77	Jose Manuel OSUNA	ESP	DEZA-BOX 77 RACING TEA	KAWASAKI	15	6	1:45.644	2.181	0.029	231,6
17	43	Harry KHOURI	AUS	ANDOTRANS TEAM TORR	YAMAHA	12	12	1:45.665	2.202	0.021	229,0
18	22	Declan VAN ROSMALEN	AUS	IUM MOTORSPORTS	YAMAHA	13	10	1:45.817	2.354	0.152	231,4
19	26	Francisco Javier RUIZ	ESP		YAMAHA	12	10	1:45.892	2.429	0.075	230,7
20	91	Taiyo AKSU	AUS	ARCO SASH MOTOR UNIV	YAMAHA	11	7	1:46.139	2.676	0.247	231,5
21	68	Carter James BROWN	GBR			13	5	1:46.219	2.756	0.080	230,3
22	61	Javier DEL OLMO	ESP	KAWASAKI PALMETO PL R	KAWASAKI	14	12	1:46.233	2.770	0.014	227,8
23	58	Jose Luis ARMARIO	ESP	SUPERHUGO 44 TEAM	YAMAHA	12	8	1:46.261	2.798	0.028	231,5
24	88	Sviatoslav PYLYPENKO	UKR	ANDOTRANS TEAM TORR	YAMAHA	14	14	1:46.442	2.980	0.182	232,5
25	47	Tibor Erik VARGA	HUN	ALMA RACING TEAM	YAMAHA	11	4	1:46.519	3.056	0.076	235,1
26	57	Francisco Javier PALOMER	ESP		YAMAHA	14	13	1:46.672	3.209	0.153	233,2
27	10	Leungo Kitlano GAOREKWE	RSA	I+DENT RACING TEAM		15	15	1:46.916	3.453	0.244	238,3
28	66	Sergio GARCIA	ESP	EASYRACE TEAM		13	12	1:47.084	3.622	0.169	233,1
29	67	Gonçalo CAPOTE DA SILVA	POR	EASYRACE TEAM	YAMAHA	15	11	1:47.601	4.138	0.516	231,1
30	80	Mohammed BINLADIN	KSA	TEAM SPEED RACING		15	15	1:47.944	4.481	0.343	236,8
31	17	Tymur KOSTIN	UKR		YAMAHA	12	11	1:48.414	4.951	0.470	224,4
32	7	Diego HERNANDO	ESP	ARCO SASH MOTOR UNIV	YAMAHA	9	3	1:49.194	5.731	0.780	227,3
33	98	Chanon INTA	THA	CERBA PROMORACING TE	YAMAHA	12	12	1:49.998	6.535	0.804	225,8
34	42	Vladislav GORDEICHUK	RUS	ILUSION RACING	YAMAHA	15	13	1:50.552	7.089	0.554	225,4
35	81	Paola RAMOS	ESP	SUPERHUGO 44 TEAM	YAMAHA	13	11	1:50.815	7.352	0.263	228,6
36	60	Isaac RUIVINHO MARTINS	POR	TEAM MOTOCLUBE LOULÉ	YAMAHA	13	4	1:51.774	8.311	0.959	224,5
37	49	Javier APARISI	ESP	ADN VG RACING		14	10	1:52.064	8.601	0.290	223,6

Tiempo Mínimo para Clasificar.- 1:53.809

Porcentaje para Clasificar: 110%

Circuito de Jerez, 2 DE NOVIEMBRE DE 2024

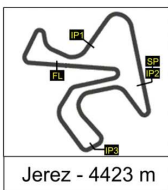
EL JURADO	EL DIRECTOR DE CARRERA	EL OFICIAL DE CRONOMETRAJE
Hora:	Hora:	RESULTADOS PUBLICADOS A LAS 11:18 HORAS

Live Timing: [live.crono-jerez.com](http://live.crono-jerez.com)



Pág 1 de 1





2 Y 3 NOVIEMBRE

CIRCUITO DE JEREZ  
ÁNGEL NIETO

d18

## Supersport NG Entrenamientos Cronometrados VUELTA A VUELTA

Vuelta	4	7	8	9	10	11	13	16	17	20	22	26
1	1:49.502	1:58.104	1:56.449	1:57.969	2:01.341	1:51.977	1:56.572	2:00.342	2:05.431	1:57.301	2:00.631	1:54.998
2	1:44.785	1:50.351	1:47.595	1:48.924	1:50.782	1:46.177	1:48.262	1:47.353	PIT EXIT	1:47.316	1:49.098	1:48.471
3	1:45.534	1:49.194*		1:45.826	1:51.201	1:45.079	1:47.291	1:46.888	2:08.381	PIT EXIT	1:48.062	1:46.866
4	1:44.380	1:49.366	1:49.092	PIT EXIT	1:49.211	1:44.260	1:45.589	1:46.916	1:51.025	PIT EXIT	1:48.283	1:47.265
5	PIT EXIT	PIT EXIT	1:45.471	1:49.303	1:48.564	1:44.077*	1:45.244	1:45.886	1:49.130	1:52.851	1:51.580	1:46.834
6	1:56.156	1:59.717	1:46.048	1:44.958	1:48.083	1:55.877	1:45.075	1:45.333	1:48.797	1:45.666	1:48.491	1:53.664
7	1:43.842	PIT EXIT	1:45.404	1:45.070	1:47.704	PIT EXIT	PIT EXIT	1:45.027	1:48.716	1:45.159	PIT EXIT	1:47.217
8	1:43.463*	2:01.809	PIT EXIT	PIT EXIT	PIT EXIT	2:07.323	1:59.033	PIT EXIT	1:48.699	1:44.751*	1:52.542	PIT EXIT
9	PIT EXIT	PIT EXIT	1:48.895	1:52.451	1:53.998	1:52.887	1:44.207	2:09.923	PIT EXIT		1:46.702	1:51.615
10	1:49.701		1:44.635	1:44.415*	1:47.455	1:45.741	1:44.155*	1:45.081	1:58.527		1:45.817*	1:45.892*
11	1:43.630		1:44.506	1:44.747	1:47.291	1:48.749	1:58.451	1:44.280*	1:48.414*		1:45.853	1:46.014
12	1:44.370		1:51.642	1:46.942	1:48.241	1:45.134	1:49.903	1:46.111	2:03.861		1:46.435	1:49.090
13	1:43.847		1:44.478	1:45.161	2:03.097	1:49.981	1:46.014	1:45.737			1:46.852	
14			1:44.406*		1:47.443	1:44.933						
15			1:46.892		1:46.916*							

Vuelta	31	33	37	38	42	43	47	49	55	57	58	60
1	1:56.971	1:52.067	1:49.829	1:52.208	2:13.065	1:57.173	2:00.684	2:02.273	1:56.302	1:57.722	1:55.212	1:59.477
2	1:49.907	1:46.659	1:45.776	1:46.258	1:53.618	1:47.382	1:48.402	1:55.255	1:48.584	1:50.107	1:47.575	1:53.133
3	1:46.654	1:45.511	1:45.242	1:46.698	1:51.948	PIT EXIT	1:48.294	1:54.065	1:46.313	1:48.215	1:53.346	1:53.123
4	1:47.352	1:45.104*		1:44.819	1:51.578	2:00.255	1:46.519*	1:53.027	1:47.392	1:46.949	1:46.737	1:51.774*
5	1:46.321	1:45.447	PIT EXIT	1:46.063	1:51.116	1:51.576	PIT EXIT	1:52.439	1:46.337	1:47.689	PIT EXIT	1:52.089
6	1:52.820	PIT EXIT	1:55.916	PIT EXIT	1:51.198	1:46.525	1:53.662	1:52.905	1:46.222	1:48.463	1:53.310	PIT EXIT
7	1:46.332	1:54.401	1:44.611	1:52.499	1:51.108	1:46.755		1:54.768	1:46.003	1:47.248	1:46.378	2:03.231
8	PIT EXIT	PIT EXIT	1:44.384*	1:45.551	1:51.569	1:46.150	2:04.607	1:54.574	PIT EXIT	PIT EXIT	1:46.261*	1:52.740
9	1:57.004	1:49.670	1:46.352	1:44.447	1:59.594	1:45.788	PIT EXIT	1:53.949	1:52.541	1:57.048	1:46.293	1:51.947
10	1:45.615*	1:45.703	2:00.540	1:45.332	1:51.910		2:02.366	1:52.064*	1:45.297	1:46.782	1:58.800	1:51.887
11	1:45.690	1:46.252		1:44.357	1:51.475	1:46.377	2:05.805	PIT EXIT	1:45.541	1:47.098	1:46.625	1:51.867
12	1:46.080	1:47.224		1:45.920	1:51.159	1:45.665*		2:01.021	1:45.195*	1:47.112	1:46.570	PIT EXIT
13	1:46.320	1:45.870		1:44.170*	1:50.552*			1:52.322	1:45.498	1:46.672*		1:58.126
14	1:46.559			1:45.115	1:51.112			1:52.516		1:47.136		
15				1:46.905	2:12.311							

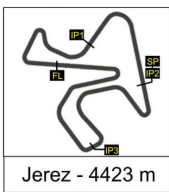
Vuelta	61	64	66	67	68	70	73	77	80	81	88	91
1	1:56.296	2:05.050	2:09.096	1:55.957	1:52.311	1:54.001	1:56.924	1:56.976	1:57.043	2:06.788	1:59.273	2:03.996
2	1:49.053	1:49.272	1:51.549	1:49.084	1:46.831	1:47.827	1:47.365	1:47.861	1:51.924	1:55.566	1:51.647	1:48.699
3	1:47.216	PIT EXIT	1:50.882	1:49.646	1:46.652	1:46.626	1:45.693	1:50.280	1:51.519	1:53.561	1:49.219	1:48.756
4	1:46.952	2:06.106	1:49.843	1:49.018	1:51.820	1:46.688	1:47.775	PIT EXIT	1:49.330	1:51.912	1:49.345	1:47.711
5	1:47.725	1:46.764	1:50.674	1:49.948	1:46.219*	1:46.860	1:45.460	1:53.174	PIT EXIT	1:52.292	1:48.051	PIT EXIT
6	PIT EXIT	1:46.089	1:48.709	1:48.844	PIT EXIT	PIT EXIT	1:49.498	1:45.644*	1:56.791	PIT EXIT	1:47.736	1:56.586
7	1:57.015	1:46.051	PIT EXIT	1:54.576	2:04.064	1:59.354	1:45.045	1:46.553	1:48.575	1:57.844	PIT EXIT	1:46.139*
8	1:46.615	1:45.659	1:58.912	1:48.234	1:47.575	1:46.212	PIT EXIT	1:48.844	1:48.495	1:51.831	1:57.879	1:46.720
9	1:46.813	1:45.420	1:48.188	PIT EXIT	1:46.764	1:45.991	2:09.399	1:46.523	1:48.094	1:51.199	1:48.029	1:55.965
10	1:46.433	1:45.287*	1:48.005	1:55.600	1:46.585	1:46.149	1:45.820	1:45.796	1:48.257	1:50.864	1:47.106	1:47.017
11	1:48.157		1:47.774	1:47.601*	1:47.917	1:45.868	1:45.162	1:57.572	1:55.579	1:50.815*	1:46.958	1:51.970
12	1:46.233*		1:47.084*	1:47.663	1:48.430	1:51.732	1:44.619	1:45.819	1:49.540	1:50.834	1:47.204	
13	1:52.259		1:48.002	1:51.581	1:47.610	1:45.465*	1:44.301*	1:53.327	1:48.268	1:50.815	1:56.891	

Live Timing: [live.crono-jerez.com](http://live.crono-jerez.com)



Pág 1 de 2





2 Y 3 NOVIEMBRE

CIRCUITO DE JEREZ  
ÁNGEL NIETO

d18


## Supersport NG Entrenamientos Cronometrados VUELTA A VUELTA

Vuelta	61	64	66	67	68	70	73	77	80	81	88	91
14	1:46.812			1:47.616				1:51.268	1:53.862		1:46.442*	
15				1:47.876				1:46.128	1:47.944*			

Vuelta	98											
1	2:03.440											
2	1:53.621											
3	1:51.457											
4	PIT EXIT											
5	1:59.719											
6	1:51.005											
7	1:50.352											
8	1:58.992											
9	1:50.612											
10	1:50.615											
11	1:57.083											
12	1:49.998*											







**2 Y 3 NOVIEMBRE**  
CIRCUITO DE JEREZ  
ÁNGEL NIETO


**d19**

## Supersport NG Entrenamientos Cronometrados ANALISIS

Número	4		7		8		9		10		11		13	
Vta	Sector	Vuelta	Sector	Vuelta	Sector	Vuelta	Sector	Vuelta	Sector	Vuelta	Sector	Vuelta	Sector	Vuelta
15	IP1				25.867	25.867			26.540	26.540				
	IP2				15.434	41.301			15.856	42.396				
	IP3				<b>30.893</b>	1:12.194			<b>31.754</b>	<b>1:14.150</b>				
	FL				34.698	<b>1:46.892</b>			<b>32.766</b>	<b>1:46.916</b>			-----	







**2 Y 3 NOVIEMBRE**  
CIRCUITO DE JEREZ  
ÁNGEL NIETO


**d19**

## Supersport NG Entrenamientos Cronometrados ANALISIS

Número	16		17		20		22		26		31		33	
Vta	Sector	Vuelta	Sector	Vuelta	Sector	Vuelta	Sector	Vuelta	Sector	Vuelta	Sector	Vuelta	Sector	Vuelta
<b>15</b>	IP1													
	IP2													
	IP3													
	FL													







2 Y 3 NOVIEMBRE

CIRCUITO DE JEREZ  
ÁNGEL NIETO


d19

## Supersport NG Entrenamientos Cronometrados ANALISIS

Número	37		38		42		43		47		49		55	
Vta	Sector	Vuelta	Sector	Vuelta	Sector	Vuelta	Sector	Vuelta	Sector	Vuelta	Sector	Vuelta	Sector	Vuelta
15	IP1		25.892	25.892	31.988	31.988								
	IP2		15.662	41.554	16.986	48.974								
	IP3		32.392	1:13.946	43.203	1:32.177								
	FL		32.959	<b>1:46.905</b>	40.134	<b>2:12.311</b>								







2 Y 3 NOVIEMBRE

CIRCUITO DE JEREZ  
ÁNGEL NIETO


d19

## Supersport NG Entrenamientos Cronometrados ANALISIS

Número	57		58		60		61		64		66		67	
Vta	Sector	Vuelta	Sector	Vuelta	Sector	Vuelta	Sector	Vuelta	Sector	Vuelta	Sector	Vuelta	Sector	Vuelta
15	IP1												26.701	26.701
	IP2												16.098	42.799
	IP3												<b>31.820</b>	1:14.619
	FL												33.257	<b>1:47.876</b>







2 Y 3 NOVIEMBRE

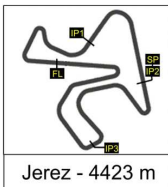
CIRCUITO DE JEREZ  
ÁNGEL NIETO

d19

## Supersport NG Entrenamientos Cronometrados ANALISIS

Número	68		70		73		77		80		81		88	
Vta	Sector	Vuelta	Sector	Vuelta	Sector	Vuelta	Sector	Vuelta	Sector	Vuelta	Sector	Vuelta	Sector	Vuelta
15	IP1						26.246	26.246	26.844	26.844				
	IP2						15.829	42.075	15.962	42.806				
	IP3						31.437	1:13.512	32.180	1:14.986				
	FL						32.616	1:46.128	<u>32.958</u>	1:47.944				-----





2 Y 3 NOVIEMBRE


CIRCUITO DE JEREZ  
ÁNGEL NIETO

d19

## Supersport NG Entrenamientos Cronometrados ANALISIS

Número	91		98		0		0		0		0		0	
Vta	Sector	Vuelta	Sector	Vuelta	Sector	Vuelta	Sector	Vuelta	Sector	Vuelta	Sector	Vuelta	Sector	Vuelta
1	IP1	34.715	34.715	34.508	34.508									
	IP2	21.154	55.869	18.581	53.089									
	IP3	34.012	1:29.881	34.664	1:27.753									
	FL	34.115	<b>2:03.996</b>	35.688	<b>2:03.440</b>									
2	IP1	27.506	27.506	28.406	28.406									
	IP2	15.922	43.428	17.415	45.821									
	IP3	31.835	1:15.263	33.248	1:19.069									
	FL	33.436	<b>1:48.699</b>	34.552	<b>1:53.621</b>									
3	IP1	26.753	26.753	27.715	27.715									
	IP2	15.855	42.608	16.552	44.267									
	IP3	32.130	1:14.738	32.719	1:16.986									
	FL	34.018	<b>1:48.756</b>	34.471	<b>1:51.457</b>									
4	IP1	26.509	26.509	29.558	29.558									
	IP2	16.076	42.585	16.790	46.348									
	IP3	31.827	1:14.412	33.211	1:19.559									
	FL	33.299	<b>1:47.711</b>	7:07.79	<b>PIT EXIT</b>									
5	IP1	29.212	29.212	35.125	35.125									
	IP2	19.610	48.822	17.005	52.130									
	IP3	36.937	1:25.759	33.172	1:25.302									
	FL	11:08.6	<b>PIT EXIT</b>	34.417	<b>1:59.719</b>									
6	IP1	31.422	31.422	27.375	27.375									
	IP2	16.902	48.324	16.530	43.905									
	IP3	35.057	1:23.381	32.806	1:16.711									
	FL	33.205	<b>1:56.586</b>	34.294	<b>1:51.005</b>									
7	IP1	<b>26.185</b>	<b>26.185</b>	27.111	27.111									
	IP2	<b>15.825</b>	<b>42.010</b>	16.557	43.668									
	IP3	<b>31.449</b>	<b>1:13.459</b>	<b>32.608</b>	1:16.276									
	FL	<b>32.680</b>	<b>1:46.139</b>	34.076	<b>1:50.352</b>									
8	IP1	26.210	26.210	28.628	28.628									
	IP2	16.009	42.219	16.505	45.133									
	IP3	31.541	1:13.760	38.022	1:23.155									
	FL	32.960	<b>1:46.720</b>	35.837	<b>1:58.992</b>									
9	IP1	29.230	29.230	27.266	27.266									
	IP2	17.198	46.428	16.521	43.787									
	IP3	34.629	1:21.057	32.833	1:16.620									
	FL	34.908	<b>1:55.965</b>	<b>33.992</b>	<b>1:50.612</b>									
10	IP1	26.376	26.376	27.398	27.398									
	IP2	15.993	42.369	16.449	43.847									
	IP3	31.633	1:14.002	32.653	1:16.500									
	FL	33.015	<b>1:47.017</b>	34.116	<b>1:50.615</b>									
11	IP1	27.557	27.557	30.097	30.097									
	IP2	16.361	43.918	16.808	46.905									
	IP3	34.594	1:18.512	35.528	1:22.433									
	FL	33.458	<b>1:51.970</b>	34.650	<b>1:57.083</b>									
12	IP1			<b>26.931</b>	<b>26.931</b>									
	IP2			<b>16.392</b>	<b>43.323</b>									
	IP3			32.674	<b>1:15.997</b>									
	FL		-----	34.001	<b>1:49.998</b>									
13	IP1													
	IP2													
	IP3													
	FL													
14	IP1													
	IP2													
	IP3													
	FL													



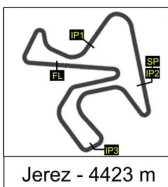


**2 Y 3 NOVIEMBRE**  
CIRCUITO DE JEREZ  
ÁNGEL NIETO

**d19**

## Supersport NG Entrenamientos Cronometrados ANALISIS

Número	91		98		0		0		0		0		0	
Vta	Sector	Vuelta	Sector	Vuelta	Sector	Vuelta	Sector	Vuelta	Sector	Vuelta	Sector	Vuelta	Sector	Vuelta
<b>15</b>	IP1													
	IP2													
	IP3													
	FL													



2 Y 3 NOVIEMBRE

CIRCUITO DE JEREZ  
ÁNGEL NIETO

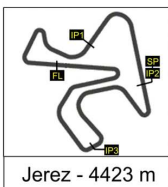
d20

## Supersport NG Entrenamientos Cronometrados 40 MEJORES VUELTAS

Dorsal	Piloto	Nat	Equipo	Maq.	Hora	Vuelta	Tiempo
4	Eric FERNANDEZ	ESP	TEAM SPEED RACING		11:03:43	8	1:43.463
4	Eric FERNANDEZ	ESP	TEAM SPEED RACING		11:11:59	11	1:43.630
4	Eric FERNANDEZ	ESP	TEAM SPEED RACING		11:01:60	7	1:43.842
4	Eric FERNANDEZ	ESP	TEAM SPEED RACING		11:15:28	13	1:43.847
11	Luca OTTAVIANI	ITA			10:53:57	5	1:44.077
13	Dino IOZZO	RSA	IUM MOTORSPORTS	YAMAHA	11:10:53	10	1:44.155
38	Juan RODRIGUEZ	ESP	I+DENT RACING TEAM		11:12:01	13	1:44.170
13	Dino IOZZO	RSA	IUM MOTORSPORTS	YAMAHA	11:09:09	9	1:44.207
11	Luca OTTAVIANI	ITA			10:52:12	4	1:44.260
16	Alvaro FUERTES	ESP	PS RACING TEAM		11:11:58	11	1:44.280
73	Jacopo CRETARO	ITA	PS RACING TEAM		11:15:28	13	1:44.301
38	Juan RODRIGUEZ	ESP	I+DENT RACING TEAM		11:08:31	11	1:44.357
4	Eric FERNANDEZ	ESP	TEAM SPEED RACING		11:13:44	12	1:44.370
4	Eric FERNANDEZ	ESP	TEAM SPEED RACING		10:52:08	4	1:44.380
37	Mauro GONZALEZ	ESP	TEAM SPEED RACING		11:03:45	8	1:44.384
8	Leonardo TACCINI	ITA			11:14:45	14	1:44.406
9	Simon JESPERSEN	DEN			11:09:50	10	1:44.415
38	Juan RODRIGUEZ	ESP	I+DENT RACING TEAM		11:05:01	9	1:44.447
8	Leonardo TACCINI	ITA			11:13:00	13	1:44.478
8	Leonardo TACCINI	ITA			11:09:24	11	1:44.506
37	Mauro GONZALEZ	ESP	TEAM SPEED RACING		11:02:01	7	1:44.611
73	Jacopo CRETARO	ITA	PS RACING TEAM		11:13:44	12	1:44.619
8	Leonardo TACCINI	ITA			11:07:40	10	1:44.635
9	Simon JESPERSEN	DEN			11:11:35	11	1:44.747
20	Melvin VAN DER VOORT	NLD	YAMAHA MS RACING	YAMAHA	11:15:01	8	1:44.751
4	Eric FERNANDEZ	ESP	TEAM SPEED RACING		10:48:38	2	1:44.785
38	Juan RODRIGUEZ	ESP	I+DENT RACING TEAM		10:52:47	4	1:44.819
11	Luca OTTAVIANI	ITA			11:16:12	14	1:44.933
9	Simon JESPERSEN	DEN			10:59:19	6	1:44.958
16	Alvaro FUERTES	ESP	PS RACING TEAM		10:57:53	7	1:45.027
73	Jacopo CRETARO	ITA	PS RACING TEAM		10:57:54	7	1:45.045
9	Simon JESPERSEN	DEN			11:01:04	7	1:45.070
13	Dino IOZZO	RSA	IUM MOTORSPORTS	YAMAHA	10:57:19	6	1:45.075
11	Luca OTTAVIANI	ITA			10:50:28	3	1:45.079
16	Alvaro FUERTES	ESP	PS RACING TEAM		11:10:14	10	1:45.081
33	Filip REHACEK	CZE	NEW2 PROJECT	YAMAHA	10:52:14	4	1:45.104
38	Juan RODRIGUEZ	ESP	I+DENT RACING TEAM		11:13:46	14	1:45.115
11	Luca OTTAVIANI	ITA			11:12:37	12	1:45.134
20	Melvin VAN DER VOORT	NLD	YAMAHA MS RACING	YAMAHA	11:13:16	7	1:45.159
9	Simon JESPERSEN	DEN			11:15:07	13	1:45.161







2 Y 3 NOVIEMBRE

CIRCUITO DE JEREZ  
ÁNGEL NIETO

d21

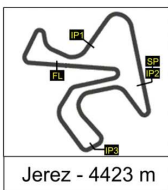
## Supersport NG

### Entrenamientos Cronometrados

### TOP CINCO VUELTAS

Piloto	Nat	Equipo	Top Five Laps				
4 Eric FERNANDEZ	ESP	TEAM SPEED RACING	1:43.463	1:43.630	1:43.842	1:43.847	1:44.370
11 Luca OTTAVIANI	ITA		1:44.077	1:44.260	1:44.933	1:45.079	1:45.134
13 Dino IOZZO	RSA	IUM MOTORSPORTS	1:44.155	1:44.207	1:45.075	1:45.244	1:45.589
38 Juan RODRIGUEZ	ESP	I+DENT RACING TEAM	1:44.170	1:44.357	1:44.447	1:44.819	1:45.115
16 Alvaro FUERTES	ESP	PS RACING TEAM	1:44.280	1:45.027	1:45.081	1:45.333	1:45.737
73 Jacopo CRETARO	ITA	PS RACING TEAM	1:44.301	1:44.619	1:45.045	1:45.162	1:45.460
37 Mauro GONZALEZ	ESP	TEAM SPEED RACING	1:44.384	1:44.611	1:45.242	1:45.776	1:46.352
8 Leonardo TACCINI	ITA		1:44.406	1:44.478	1:44.506	1:44.635	1:45.404
9 Simon JESPERSEN	DEN		1:44.415	1:44.747	1:44.958	1:45.070	1:45.161
20 Melvin VAN DER VOORT	NLD	YAMAHA MS RACING	1:44.751	1:45.159	1:45.666	1:47.316	1:52.851
33 Filip REHACEK	CZE	NEW2 PROJECT	1:45.104	1:45.447	1:45.511	1:45.703	1:45.870
55 Guillermo Marcel MOREN	MEX		1:45.195	1:45.297	1:45.498	1:45.541	1:46.003
64 Hugo DE CANCELLIS	FRA		1:45.287	1:45.420	1:45.659	1:46.051	1:46.089
70 Filippo BIANCHI	ITA		1:45.465	1:45.868	1:45.991	1:46.149	1:46.212
31 Alberto GARCIA	ESP		1:45.615	1:45.690	1:46.080	1:46.320	1:46.321
77 Jose Manuel OSUNA	ESP	DEZA-BOX 77 RACING TEAM	1:45.644	1:45.796	1:45.819	1:46.128	1:46.523
43 Harry KHOURI	AUS	ANDOTRANS TEAM TORRENTO	1:45.665	1:45.788	1:46.150	1:46.377	1:46.525
22 Declan VAN ROSMALEN	AUS	IUM MOTORSPORTS	1:45.817	1:45.853	1:46.435	1:46.702	1:46.852
26 Francisco Javier RUIZ	ESP		1:45.892	1:46.014	1:46.834	1:46.866	1:47.217
91 Taiyo AKSU	AUS	ARCO SASH MOTOR UNIVERSITY	1:46.139	1:46.720	1:47.017	1:47.711	1:48.699
68 Carter James BROWN	GBR		1:46.219	1:46.585	1:46.652	1:46.764	1:46.831
61 Javier DEL OLMO	ESP	KAWASAKI PALMETO PL RACING	1:46.233	1:46.433	1:46.615	1:46.812	1:46.813
58 Jose Luis ARMARIO	ESP	SUPERHUGO 44 TEAM	1:46.261	1:46.293	1:46.378	1:46.570	1:46.625
88 Sviatoslav PYLYPENKO	UKR	ANDOTRANS TEAM TORRENTÓ	1:46.442	1:46.958	1:47.106	1:47.204	1:47.736
47 Tibor Erik VARGA	HUN	ALMA RACING TEAM	1:46.519	1:48.294	1:48.402	1:53.662	2:00.684
57 Francisco Javier PALOME	ESP		1:46.672	1:46.782	1:46.949	1:47.098	1:47.112
10 Leungo Kitlano GAOREK	RSA	I+DENT RACING TEAM	1:46.916	1:47.291	1:47.443	1:47.455	1:47.704
66 Sergio GARCIA	ESP	EASYRACE TEAM	1:47.084	1:47.774	1:48.002	1:48.005	1:48.188
67 Gonçalo CAPOTE DA SIL	POR	EASYRACE TEAM	1:47.601	1:47.616	1:47.663	1:47.876	1:48.234
80 Mohammed BINLADIN	KSA	TEAM SPEED RACING	1:47.944	1:48.094	1:48.257	1:48.268	1:48.495
17 Tymur KOSTIN	UKR		1:48.414	1:48.699	1:48.716	1:48.797	1:49.130
7 Diego HERNANDO	ESP	ARCO SASH MOTOR UNIVERSITY	1:49.194	1:49.366	1:50.351	1:58.104	1:59.717





2 Y 3 NOVIEMBRE

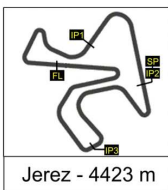
CIRCUITO DE JEREZ  
ÁNGEL NIETO

d21

## Supersport NG Entrenamientos Cronometrados TOP CINCO VUELTAS

Piloto	Nat	Equipo	Top Five Laps				
98 Chanon INTA	THA	CERBA PROMORACING TEAM	1:49.998	1:50.352	1:50.612	1:50.615	1:51.005
42 Vladislav GORDEICHUK	RUS	ILUSION RACING	1:50.552	1:51.108	1:51.112	1:51.116	1:51.159
81 Paola RAMOS	ESP	SUPERHUGO 44 TEAM	1:50.815	1:50.815	1:50.834	1:50.864	1:51.199
60 Isaac RUIVINHO MARTIN	POR	TEAM MOTOCLUBE LOULÉ	1:51.774	1:51.867	1:51.887	1:51.947	1:52.089
49 Javier APARISI	ESP	ADN VG RACING	1:52.064	1:52.322	1:52.439	1:52.516	1:52.905





2 Y 3 NOVIEMBRE

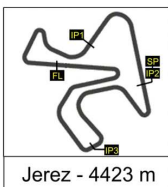
CIRCUITO DE JEREZ  
ÁNGEL NIETO

d22

## Supersport NG Entrenamientos Cronometrados 40 MEJORES VELOCIDADES MÁXIMAS

Dorsal	Piloto	Nat	Equipo	Maq.	Hora	Vuelta	Vmax
8	Leonardo TACCINI	ITA			10:47:48	1	241,1
70	Filippo BIANCHI	ITA			11:06:41	7	241,1
11	Luca OTTAVIANI	ITA			10:52:54	4	240,6
70	Filippo BIANCHI	ITA			10:45:55	0	239,8
70	Filippo BIANCHI	ITA			11:11:59	10	239,6
8	Leonardo TACCINI	ITA			11:15:26	14	239,6
70	Filippo BIANCHI	ITA			10:51:18	3	239,5
37	Mauro GONZALEZ	ESP	TEAM SPEED RACING		10:49:22	2	239,3
70	Filippo BIANCHI	ITA			10:47:45	1	239,3
55	Guillermo Marcel MORENO	MEX		KAWASAKI	11:12:18	11	239,0
8	Leonardo TACCINI	ITA			11:13:42	13	238,6
70	Filippo BIANCHI	ITA			11:08:27	8	238,6
55	Guillermo Marcel MORENO	MEX		KAWASAKI	10:47:49	1	238,5
11	Luca OTTAVIANI	ITA			10:47:39	1	238,4
10	Leungo Kitlano GAOREKW	RSA	I+DENT RACING TEAM		11:15:24	14	238,3
70	Filippo BIANCHI	ITA			11:15:37	12	238,3
55	Guillermo Marcel MORENO	MEX		KAWASAKI	10:49:37	2	238,1
16	Alvaro FUERTES	ESP	PS RACING TEAM		10:51:31	3	237,9
10	Leungo Kitlano GAOREKW	RSA	I+DENT RACING TEAM		11:06:10	9	237,8
8	Leonardo TACCINI	ITA			10:54:57	5	237,8
70	Filippo BIANCHI	ITA			11:10:13	9	237,8
11	Luca OTTAVIANI	ITA			11:15:09	13	237,8
11	Luca OTTAVIANI	ITA			11:07:59	9	237,8
64	Hugo DE CANCELLIS	FRA			11:04:53	9	237,7
16	Alvaro FUERTES	ESP	PS RACING TEAM		11:12:41	11	237,6
70	Filippo BIANCHI	ITA			10:49:32	2	237,6
38	Juan RODRIGUEZ	ESP	I+DENT RACING TEAM		11:09:12	11	237,5
9	Simon JESPERSEN	DEN			10:47:49	1	237,5
11	Luca OTTAVIANI	ITA			11:11:34	11	237,4
64	Hugo DE CANCELLIS	FRA			11:06:38	10	237,1
80	Mohammed BINLADIN	KSA	TEAM SPEED RACING		10:47:48	1	236,8
80	Mohammed BINLADIN	KSA	TEAM SPEED RACING		11:13:24	13	236,8
37	Mauro GONZALEZ	ESP	TEAM SPEED RACING		10:47:36	1	236,7
37	Mauro GONZALEZ	ESP	TEAM SPEED RACING		11:02:42	7	236,6
4	Eric FERNANDEZ	ESP	TEAM SPEED RACING		11:12:41	11	236,6
37	Mauro GONZALEZ	ESP	TEAM SPEED RACING		11:04:27	8	236,6
8	Leonardo TACCINI	ITA			11:06:37	9	236,6
80	Mohammed BINLADIN	KSA	TEAM SPEED RACING		11:11:32	12	236,5
11	Luca OTTAVIANI	ITA			10:51:10	3	236,4
55	Guillermo Marcel MORENO	MEX		KAWASAKI	10:45:57	0	236,3





Jerez - 4423 m



2 Y 3 NOVIEMBRE

CIRCUITO DE JEREZ  
ÁNGEL NIETO

d23

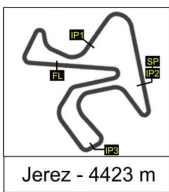
## Supersport NG

### Entrenamientos Cronometrados

### TOP CINCO VELOCIDADES MÁXIMAS

Piloto	Nat	Equipo	Top Five Vmax					
70	Filippo	BIANCHI	ITA	241,1	239,8	239,6	239,5	239,3
8	Leonardo	TACCINI	ITA	241,1	239,6	238,6	237,8	236,6
11	Luca	OTTAVIANI	ITA	240,6	238,4	237,8	237,8	237,4
37	Mauro	GONZALEZ	ESP TEAM SPEED RACING	239,3	236,7	236,6	236,6	236,2
55	Guillermo Marcel	MOREN	MEX	239,0	238,5	238,1	236,3	236,2
10	Leungo Kitlano	GAOREK	RSA I+DENT RACING TEAM	238,3	237,8	235,2	233,5	233,3
16	Alvaro	FUERTES	ESP PS RACING TEAM	237,9	237,6	234,8	234,6	233,2
64	Hugo	DE CANCELLIS	FRA	237,7	237,1	236,3	235,8	235,5
38	Juan	RODRIGUEZ	ESP I+DENT RACING TEAM	237,5	235,4	234,3	234,3	234,2
9	Simon	JESPERSEN	DEN	237,5	235,0	234,6	233,9	233,4
80	Mohammed	BINLADIN	KSA TEAM SPEED RACING	236,8	236,8	236,5	236,3	236,3
4	Eric	FERNANDEZ	ESP TEAM SPEED RACING	236,6	236,1	234,8	234,4	233,9
33	Filip	REHACEK	CZE NEW2 PROJECT	236,1	235,4	234,3	233,8	233,7
13	Dino	IOZZO	RSA IUM MOTORSPORTS	235,8	233,8	233,2	233,1	232,9
47	Tibor Erik	VARGA	HUN ALMA RACING TEAM	235,1	231,2	230,8	229,4	229,3
57	Francisco Javier	PALOME	ESP	233,2	233,1	232,6	232,2	231,7
66	Sergio	GARCIA	ESP EASYRACE TEAM	233,1	230,7	230,0	229,9	229,7
73	Jacopo	CRETARO	ITA PS RACING TEAM	233,0	232,1	231,7	231,2	229,9
20	Melvin	VAN DER VOORT	NLD YAMAHA MS RACING	232,7	232,5	231,2	230,9	230,5
88	Sviatoslav	PYLYPENKO	UKR ANDOTRANS TEAM TORRENTÓ	232,5	230,8	229,8	229,2	229,1
77	Jose Manuel	OSUNA	ESP DEZA-BOX 77 RACING TEAM	231,6	231,5	231,3	231,3	230,6
91	Taiyo	AKSU	AUS ARCO SASH MOTOR UNIVERSITY	231,5	231,4	229,4	229,3	228,0
58	Jose Luis	ARMARIO	ESP SUPERHUGO 44 TEAM	231,5	230,6	229,5	229,4	229,3
22	Declan	VAN ROSMALEN	AUS IUM MOTORSPORTS	231,4	231,1	230,2	229,7	229,7
67	Gonçalo	CAPOTE DA SIL	POR EASYRACE TEAM	231,1	231,1	230,8	229,5	229,3
26	Francisco Javier	RUIZ	ESP	230,7	230,0	229,9	229,9	229,6
31	Alberto	GARCIA	ESP	230,5	230,3	229,6	228,0	227,2
68	Carter James	BROWN	GBR	230,3	228,6	227,4	226,9	226,5
43	Harry	KHOURI	AUS ANDOTRANS TEAM TORRENTO	229,0	228,5	228,5	228,1	227,8
81	Paola	RAMOS	ESP SUPERHUGO 44 TEAM	228,6	227,8	227,3	227,3	225,0
61	Javier	DEL OLMO	ESP KAWASAKI PALMETO PL RACING	227,8	227,6	227,3	226,8	226,5
7	Diego	HERNANDO	ESP ARCO SASH MOTOR UNIVERSITY	227,3	226,4	225,2	224,6	223,9





2 Y 3 NOVIEMBRE

CIRCUITO DE JEREZ  
ÁNGEL NIETO

d23

## Supersport NG Entrenamientos Cronometrados TOP CINCO VELOCIDADES MÁXIMAS

Piloto	Nat	Equipo	Top Five Vmax				
98 Chanon INTA	THA	CERBA PROMORACING TEAM	225,8	225,7	225,1	224,9	224,5
42 Vladislav GORDEICHUK	RUS	ILUSION RACING	225,4	224,9	224,6	224,2	224,2
60 Isaac RUIVINHO MARTIN	POR	TEAM MOTOCLUBE LOULÉ	224,5	223,4	222,8	222,6	222,1
17 Tymur KOSTIN	UKR		224,4	224,3	224,0	224,0	223,5
49 Javier APARISI	ESP	ADN VG RACING	223,6	223,6	223,2	223,1	222,4

