

2 Y 3 NOVIEMBRE

CIRCUITO DE JEREZ
ANGEL NIETO

a16

BeOn Junior Cup Entrenamientos Cronometrados RESULTADOS ENTRENAMIENTOS

CONDICIONES ATMOSFERICAS: **Soleado**

ESTADO DE LA PISTA: **Seca**

Ord.	#	Piloto	Licencia	Club	Marca	NV	VR	Tiempo	Gap	Intv	VMax
1	67	Casey James O'GORMAN	IRL	SUPERHUGO 44 TEAM	BeOn	10	10	1:46.994	----	----	209,1
2	54	Jesus RIOS	ESP	MRE TALENT	BeOn	11	10	1:47.391	0.397	0.397	212,0
3	33	Enzo BELLON	FRA	ILLUSIONRACING	BeOn	12	11	1:48.143	1.149	0.752	216,4
4	45	Alex LONGARELA	ESP	IGAXTEAM	BeOn	13	12	1:48.205	1.211	0.062	213,0
5	34	Jacobo HINOJOSA	ESP	QRG CERRO GROUP	BeOn	13	11	1:49.291	2.297	1.086	208,1
6	70	Iaroslav KARPUSHIN	EST	FRANDO RACING VHC TEA	BeOn	9	7	1:50.040	3.046	0.749	211,4
7	18	Pablo OLIVARES	ESP	QRG CERRO GROUP	BeOn	5	3	1:50.370	3.376	0.330	207,7
8	5	Ryder DAVIS	USA	QRG CERRO GROUP	BeOn	12	10	1:53.328	6.335	2.959	205,0

Tiempo Mínimo para Clasificar.- 1:59.833

Porcentaje para Clasificar: 112%

Circuito de Jerez, 2 DE NOVIEMBRE DE 2024

EL JURADO	EL DIRECTOR DE CARRERA	EL OFICIAL DE CRONOMETRAJE
Hora:	Hora:	RESULTADOS PUBLICADOS A LAS 09:25 HORAS

Live Timing live.crono-jerez.com



Pág 1 de 1





2 Y 3 NOVIEMBRE

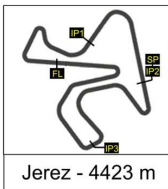
CIRCUITO DE JEREZ
ÁNGEL NIETO

a18

BeOn Junior Cup Entrenamientos Cronometrados VUELTA A VUELTA

Vuelta	5	18	33	34	45	54	67	70				
1	PIT EXIT	2:04.959	2:12.109	2:05.770	2:05.096	1:59.727	1:56.576	2:18.404				
2	2:00.093	1:52.885	1:50.839	1:51.871	1:51.611	1:50.347	1:49.218	1:54.065				
3	1:54.779	1:50.370*	1:49.906	1:52.894	1:50.055	1:49.210	PIT EXIT	1:51.763				
4	1:54.545	1:55.482	1:49.422	1:50.967	1:49.393	1:48.614	1:52.845	1:50.404				
5	1:54.849	1:56.511	1:59.406	1:57.501	1:59.251	1:56.253	1:48.132	PIT EXIT				
6	2:09.843		PIT EXIT	1:55.257	PIT EXIT	PIT EXIT	1:47.895	2:06.271				
7	PIT EXIT		2:01.953	1:49.889	1:51.282	1:53.119	1:47.708	1:50.040*				
8	2:00.644		1:48.591	1:49.533	1:48.931	1:48.151	1:47.566	1:52.678				
9	1:54.432		1:55.564	1:51.797	1:48.871	1:47.535	1:46.999	1:50.620				
10	1:53.328*		1:48.647	1:49.573	1:50.971	1:47.391*	1:46.994*					
11	1:53.391		1:48.143*	1:49.291*	1:48.650	1:47.602						
12	1:53.475		1:48.429	1:49.998	1:48.205*							
13				1:53.990	1:48.848							





2 Y 3 NOVIEMBRE

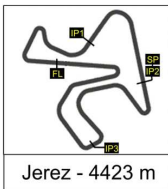
CIRCUITO DE JEREZ
ÁNGEL NIETO

a19

BeOn Junior Cup Entrenamientos Cronometrados ANALISIS

Número	5		18		33		34		45		54		67		
	Vta	Sector	Vuelta	Sector	Vuelta	Sector	Vuelta	Sector	Vuelta	Sector	Vuelta	Sector	Vuelta		
1	IP1	42.853	42.853	32.617	32.617	33.201	33.201	32.769	32.769	31.358	31.358	31.943	31.943	31.285	31.285
	IP2	18.658	1:01.511	17.561	50.178	17.511	50.712	17.536	50.305	17.464	48.822	17.081	49.024	17.401	48.686
	IP3	35.715	1:37.226	37.923	1:28.101	37.103	1:27.815	37.292	1:27.597	36.410	1:25.232	34.649	1:23.673	33.521	1:22.207
	FL	1:04.55	PIT EXIT	36.858	2:04.959	44.294	2:12.109	38.173	2:05.770	39.864	2:05.096	36.054	1:59.727	34.369	1:56.576
2	IP1	32.161	32.161	27.457	27.457	27.434	27.434	27.733	27.733	27.765	27.765	27.356	27.356	26.904	26.904
	IP2	17.637	49.798	16.668	44.125	16.602	44.036	16.860	44.593	16.703	44.468	16.629	43.985	16.464	43.368
	IP3	34.371	1:24.169	32.676	1:16.801	32.541	1:16.577	32.749	1:17.342	32.621	1:17.089	32.225	1:16.210	32.044	1:15.412
	FL	35.924	2:00.093	36.084	1:52.885	34.262	1:50.839	34.529	1:51.871	34.522	1:51.611	34.137	1:50.347	33.806	1:49.218
3	IP1	28.169	28.169	27.228	27.228	27.062	27.062	29.515	29.515	27.091	27.091	26.919	26.919	27.406	27.406
	IP2	17.423	45.592	16.764	43.992	16.379	43.441	16.736	46.251	16.612	43.703	16.550	43.469	16.617	44.023
	IP3	33.698	1:19.290	32.136	1:16.128	32.586	1:16.027	32.479	1:18.730	32.417	1:16.120	31.848	1:15.317	34.363	1:18.386
	FL	35.489	1:54.779	34.242	1:50.370	33.879	1:49.906	34.164	1:52.894	33.935	1:50.055	33.893	1:49.210	6:04.43	PIT EXIT
4	IP1	27.911	27.911	27.033	27.033	26.875	26.875	27.256	27.256	26.836	26.836	26.658	26.658	29.661	29.661
	IP2	17.417	45.328	16.749	43.782	16.254	43.129	16.739	43.995	16.370	43.206	16.418	43.076	16.772	46.433
	IP3	33.779	1:19.107	36.507	1:20.289	32.336	1:15.465	32.438	1:16.433	32.285	1:15.491	31.853	1:14.929	32.372	1:18.805
	FL	35.438	1:54.545	35.193	1:55.482	33.957	1:49.422	34.534	1:50.967	33.902	1:49.393	33.685	1:48.614	34.040	1:52.845
5	IP1	27.871	27.871	27.119	27.119	27.611	27.611	27.804	27.804	29.526	29.526	26.912	26.912	26.588	26.588
	IP2	17.402	45.273	16.740	43.859	17.749	45.360	17.594	45.398	16.927	46.453	18.029	44.941	16.394	42.982
	IP3	33.836	1:19.109	34.186	1:18.045	35.773	1:21.133	34.928	1:20.326	33.370	1:19.823	34.966	1:19.907	31.737	1:14.719
	FL	35.740	1:54.849	38.466	1:56.511	38.273	1:59.406	37.175	1:57.501	39.428	1:59.251	36.346	1:56.253	33.414	1:48.132
6	IP1	31.046	31.046	26.789	26.789	26.887	26.887	27.799	27.799	27.134	27.134	27.887	27.887	26.457	26.457
	IP2	20.234	51.280			16.336	43.223	17.824	45.623	16.423	43.557	17.359	45.246	16.409	42.866
	IP3	36.638	1:27.918			32.391	1:15.614	32.402	1:18.025	32.860	1:16.417	32.255	1:17.501	31.580	1:14.446
	FL	41.925	2:09.843			2:32.52	PIT EXIT	37.232	1:55.257	57.965	PIT EXIT	4:40.06	PIT EXIT	33.449	1:47.895
7	IP1	28.917	28.917			31.300	31.300	27.012	27.012	28.917	28.917	30.137	30.137	26.376	26.376
	IP2	17.623	46.540			17.452	48.752	16.680	43.692	16.593	45.510	16.811	46.948	16.378	42.754
	IP3	34.045	1:20.585			33.985	1:22.737	32.081	1:15.773	32.034	1:17.544	31.787	1:18.735	31.509	1:14.263
	FL	1:38.42	PIT EXIT			39.216	2:01.953	34.116	1:49.889	33.738	1:51.282	34.384	1:53.119	33.445	1:47.708
8	IP1	34.054	34.054			26.649	26.649	26.870	26.870	26.767	26.767	26.512	26.512	26.228	26.228
	IP2	17.306	51.360			16.363	43.012	16.643	43.513	16.437	43.204	16.445	42.957	16.589	42.817
	IP3	33.801	1:25.161			31.984	1:14.996	32.133	1:15.646	32.081	1:15.285	31.453	1:14.410	31.434	1:14.251
	FL	35.483	2:00.644			33.595	1:48.591	33.887	1:49.533	33.646	1:48.931	33.741	1:48.151	33.315	1:47.566
9	IP1	27.791	27.791			26.945	26.945	26.846	26.846	27.229	27.229	26.284	26.284	26.167	26.167
	IP2	17.371	45.162			16.320	43.265	16.828	43.674	16.369	43.598	16.376	42.660	16.315	42.482
	IP3	33.640	1:18.802			33.425	1:16.690	33.400	1:17.074	31.890	1:15.488	31.384	1:14.044	31.343	1:13.825
	FL	35.630	1:54.432			38.874	1:55.564	34.723	1:51.797	33.383	1:48.871	33.492	1:47.535	33.174	1:46.999
10	IP1	27.688	27.688			26.605	26.605	26.906	26.906	26.628	26.628	26.300	26.300	26.159	26.159
	IP2	17.274	44.962			16.416	43.021	16.601	43.507	16.367	42.995	16.323	42.623	16.280	42.439
	IP3	33.076	1:18.038			31.999	1:15.020	32.112	1:15.619	31.824	1:14.819	31.367	1:13.990	31.341	1:13.780
	FL	35.291	1:53.328			33.627	1:48.647	33.954	1:49.573	36.152	1:50.971	33.401	1:47.391	33.214	1:46.994
11	IP1	27.442	27.442			26.593	26.593	26.711	26.711	26.791	26.791	26.330	26.330		
	IP2	17.220	44.662			16.261	42.854	16.592	43.303	16.398	43.189	16.249	42.579		
	IP3	33.187	1:17.849			31.913	1:14.767	32.139	1:15.442	31.955	1:15.144	31.492	1:14.071		
	FL	35.542	1:53.391			33.376	1:48.143	33.849	1:49.291	33.506	1:48.650	33.531	1:47.602		
12	IP1	27.525	27.525			26.493	26.493	26.917	26.917	26.645	26.645				
	IP2	17.288	44.813			16.214	42.707	16.694	43.611	16.251	42.896				
	IP3	33.511	1:18.324			32.065	1:14.772	32.379	1:15.990	31.897	1:14.793				
	FL	35.151	1:53.475			33.657	1:48.429	34.008	1:49.998	33.412	1:48.205				
13	IP1							29.363	29.363	26.540	26.540				
	IP2							17.200	46.563	16.221	42.761				
	IP3							33.186	1:19.749	32.552	1:15.313				
	FL							34.242	1:53.990	33.535	1:48.848				





2 Y 3 NOVIEMBRE

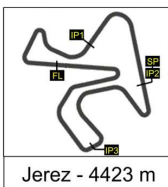
CIRCUITO DE JEREZ
ÁNGEL NIETO

a19

BeOn Junior Cup Entrenamientos Cronometrados ANALISIS

Número	70		0		0		0		0		0		0	
Vta	Sector	Vuelta	Sector	Vuelta	Sector	Vuelta	Sector	Vuelta	Sector	Vuelta	Sector	Vuelta	Sector	Vuelta
1	IP1	36.130	36.130											
	IP2	18.658	54.788											
	IP3	39.011	1:33.799											
	FL	44.605	2:18.404											
2	IP1	28.281	28.281											
	IP2	17.167	45.448											
	IP3	33.223	1:18.671											
	FL	35.394	1:54.065											
3	IP1	27.929	27.929											
	IP2	16.795	44.724											
	IP3	32.970	1:17.694											
	FL	34.069	1:51.763											
4	IP1	27.159	27.159											
	IP2	16.638	43.797											
	IP3	32.712	1:16.509											
	FL	33.895	1:50.404											
5	IP1	28.691	28.691											
	IP2	17.613	46.304											
	IP3	33.776	1:20.080											
	FL	8:06.79	PIT EXIT											
6	IP1	33.776	33.776											
	IP2	16.963	50.739											
	IP3	32.634	1:23.373											
	FL	42.898	2:06.271											
7	IP1	27.358	27.358											
	IP2	16.686	44.044											
	IP3	32.187	1:16.231											
	FL	33.809	1:50.040											
8	IP1	26.960	26.960											
	IP2	16.645	43.605											
	IP3	33.778	1:17.383											
	FL	35.295	1:52.678											
9	IP1	27.279	27.279											
	IP2	16.834	44.113											
	IP3	32.451	1:16.564											
	FL	34.056	1:50.620											
10	IP1													
	IP2													
	IP3													
	FL		-----											
11	IP1													
	IP2													
	IP3													
	FL													
12	IP1													
	IP2													
	IP3													
	FL													
13	IP1													
	IP2													
	IP3													
	FL													





2 Y 3 NOVIEMBRE

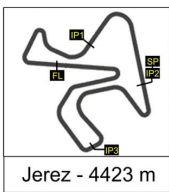
CIRCUITO DE JEREZ
ÁNGEL NIETO

a20

BeOn Junior Cup Entrenamientos Cronometrados 40 MEJORES VUELTAS

Dorsal	Piloto	Nat	Equipo	Maq.	Hora	Vuelta	Tiempo
67	Casey James O'GORMAN	IRL	SUPERHUGO 44 TEAM	BeOn	9:25:07	10	1:46.994
67	Casey James O'GORMAN	IRL	SUPERHUGO 44 TEAM	BeOn	9:23:20	9	1:46.999
54	Jesus RIOS	ESP	MRE TALENT	BeOn	9:23:33	10	1:47.391
54	Jesus RIOS	ESP	MRE TALENT	BeOn	9:21:45	9	1:47.535
67	Casey James O'GORMAN	IRL	SUPERHUGO 44 TEAM	BeOn	9:21:33	8	1:47.566
54	Jesus RIOS	ESP	MRE TALENT	BeOn	9:25:20	11	1:47.602
67	Casey James O'GORMAN	IRL	SUPERHUGO 44 TEAM	BeOn	9:19:45	7	1:47.708
67	Casey James O'GORMAN	IRL	SUPERHUGO 44 TEAM	BeOn	9:17:58	6	1:47.895
67	Casey James O'GORMAN	IRL	SUPERHUGO 44 TEAM	BeOn	9:16:10	5	1:48.132
33	Enzo BELLON	FRA	ILLUSIONRACING	BeOn	9:23:32	11	1:48.143
54	Jesus RIOS	ESP	MRE TALENT	BeOn	9:19:58	8	1:48.151
45	Alex LONGARELA	ESP	IGAXTEAM	BeOn	9:23:32	12	1:48.205
33	Enzo BELLON	FRA	ILLUSIONRACING	BeOn	9:25:21	12	1:48.429
33	Enzo BELLON	FRA	ILLUSIONRACING	BeOn	9:18:00	8	1:48.591
54	Jesus RIOS	ESP	MRE TALENT	BeOn	9:08:23	4	1:48.614
33	Enzo BELLON	FRA	ILLUSIONRACING	BeOn	9:21:44	10	1:48.647
45	Alex LONGARELA	ESP	IGAXTEAM	BeOn	9:21:44	11	1:48.650
45	Alex LONGARELA	ESP	IGAXTEAM	BeOn	9:25:21	13	1:48.848
45	Alex LONGARELA	ESP	IGAXTEAM	BeOn	9:18:04	9	1:48.871
45	Alex LONGARELA	ESP	IGAXTEAM	BeOn	9:16:15	8	1:48.931
54	Jesus RIOS	ESP	MRE TALENT	BeOn	9:06:34	3	1:49.210
67	Casey James O'GORMAN	IRL	SUPERHUGO 44 TEAM	BeOn	9:05:06	2	1:49.218
34	Jacobo HINOJOSA	ESP	QRG CERRO GROUP	BeOn	9:21:25	11	1:49.291
45	Alex LONGARELA	ESP	IGAXTEAM	BeOn	9:08:22	4	1:49.393
33	Enzo BELLON	FRA	ILLUSIONRACING	BeOn	9:08:22	4	1:49.422
34	Jacobo HINOJOSA	ESP	QRG CERRO GROUP	BeOn	9:15:54	8	1:49.533
34	Jacobo HINOJOSA	ESP	QRG CERRO GROUP	BeOn	9:19:35	10	1:49.573
34	Jacobo HINOJOSA	ESP	QRG CERRO GROUP	BeOn	9:14:04	7	1:49.889
33	Enzo BELLON	FRA	ILLUSIONRACING	BeOn	9:06:32	3	1:49.906
34	Jacobo HINOJOSA	ESP	QRG CERRO GROUP	BeOn	9:23:15	12	1:49.998
70	Iaroslav KARPUSHIN	EST	FRANDO RACING VHC TEAM LIQ	BeOn	9:21:47	7	1:50.040
45	Alex LONGARELA	ESP	IGAXTEAM	BeOn	9:06:32	3	1:50.055
54	Jesus RIOS	ESP	MRE TALENT	BeOn	9:04:45	2	1:50.347
18	Pablo OLIVARES	ESP	QRG CERRO GROUP	BeOn	9:06:30	3	1:50.370
70	Iaroslav KARPUSHIN	EST	FRANDO RACING VHC TEAM LIQ	BeOn	9:08:23	4	1:50.404
70	Iaroslav KARPUSHIN	EST	FRANDO RACING VHC TEAM LIQ	BeOn	9:25:30	9	1:50.620
33	Enzo BELLON	FRA	ILLUSIONRACING	BeOn	9:04:43	2	1:50.839
34	Jacobo HINOJOSA	ESP	QRG CERRO GROUP	BeOn	9:08:22	4	1:50.967
45	Alex LONGARELA	ESP	IGAXTEAM	BeOn	9:19:55	10	1:50.971
45	Alex LONGARELA	ESP	IGAXTEAM	BeOn	9:14:27	7	1:51.282





2 Y 3 NOVIEMBRE

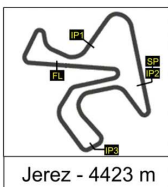
CIRCUITO DE JEREZ
ÁNGEL NIETO

a21

BeOn Junior Cup Entrenamientos Cronometrados TOP CINCO VUELTAS

Piloto	Nat	Equipo	Top Five Laps				
67 Casey James O'GORMAN	IRL	SUPERHUGO 44 TEAM	1:46.994	1:46.999	1:47.566	1:47.708	1:47.895
54 Jesus RIOS	ESP	MRE TALENT	1:47.391	1:47.535	1:47.602	1:48.151	1:48.614
33 Enzo BELLON	FRA	ILLUSIONRACING	1:48.143	1:48.429	1:48.591	1:48.647	1:49.422
45 Alex LONGARELA	ESP	IGAXTEAM	1:48.205	1:48.650	1:48.848	1:48.871	1:48.931
34 Jacobo HINOJOSA	ESP	QRG CERRO GROUP	1:49.291	1:49.533	1:49.573	1:49.889	1:49.998
70 Iaroslav KARPUSHIN	EST	FRANDO RACING VHC TEAM LIQUI	1:50.040	1:50.404	1:50.620	1:51.763	1:52.678
18 Pablo OLIVARES	ESP	QRG CERRO GROUP	1:50.370	1:52.885	1:55.482	1:56.511	2:04.959
5 Ryder DAVIS	USA	QRG CERRO GROUP	1:53.328	1:53.391	1:53.475	1:54.432	1:54.545





2 Y 3 NOVIEMBRE

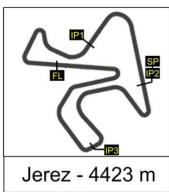
CIRCUITO DE JEREZ
ANGEL NIETO

a22

BeOn Junior Cup Entrenamientos Cronometrados 40 MEJORES VELOCIDADES MÁXIMAS

Dorsal	Piloto	Nat	Equipo	Maq.	Hora	Vuelta	Vmax
33	Enzo BELLON	FRA	ILLUSIONRACING	BeOn	9:05:26	2	216,4
33	Enzo BELLON	FRA	ILLUSIONRACING	BeOn	9:11:05	5	214,7
33	Enzo BELLON	FRA	ILLUSIONRACING	BeOn	9:24:15	11	214,1
33	Enzo BELLON	FRA	ILLUSIONRACING	BeOn	9:07:16	3	213,9
33	Enzo BELLON	FRA	ILLUSIONRACING	BeOn	9:20:39	9	213,8
33	Enzo BELLON	FRA	ILLUSIONRACING	BeOn	9:22:27	10	213,3
45	Alex LONGARELA	ESP	IGAXTEAM	BeOn	9:11:04	5	213,0
45	Alex LONGARELA	ESP	IGAXTEAM	BeOn	9:24:15	12	212,9
33	Enzo BELLON	FRA	ILLUSIONRACING	BeOn	9:03:36	1	212,2
54	Jesus RIOS	ESP	MRE TALENT	BeOn	9:20:41	8	212,0
54	Jesus RIOS	ESP	MRE TALENT	BeOn	9:24:15	10	211,7
33	Enzo BELLON	FRA	ILLUSIONRACING	BeOn	9:18:43	8	211,4
70	Iaroslav KARPUSHIN	EST	FRANDO RACING VHC TEAM LIQ	BeOn	9:22:30	7	211,4
70	Iaroslav KARPUSHIN	EST	FRANDO RACING VHC TEAM LIQ	BeOn	9:20:41	6	211,3
45	Alex LONGARELA	ESP	IGAXTEAM	BeOn	9:22:27	11	210,9
45	Alex LONGARELA	ESP	IGAXTEAM	BeOn	9:03:35	1	210,9
33	Enzo BELLON	FRA	ILLUSIONRACING	BeOn	9:16:54	7	210,8
45	Alex LONGARELA	ESP	IGAXTEAM	BeOn	9:07:15	3	210,5
70	Iaroslav KARPUSHIN	EST	FRANDO RACING VHC TEAM LIQ	BeOn	9:09:10	4	210,5
45	Alex LONGARELA	ESP	IGAXTEAM	BeOn	9:18:47	9	210,3
70	Iaroslav KARPUSHIN	EST	FRANDO RACING VHC TEAM LIQ	BeOn	9:07:17	3	210,1
70	Iaroslav KARPUSHIN	EST	FRANDO RACING VHC TEAM LIQ	BeOn	9:05:26	2	210,1
54	Jesus RIOS	ESP	MRE TALENT	BeOn	9:22:28	9	209,9
45	Alex LONGARELA	ESP	IGAXTEAM	BeOn	9:20:38	10	209,9
45	Alex LONGARELA	ESP	IGAXTEAM	BeOn	9:16:59	8	209,9
45	Alex LONGARELA	ESP	IGAXTEAM	BeOn	9:15:10	7	209,7
45	Alex LONGARELA	ESP	IGAXTEAM	BeOn	9:09:08	4	209,3
45	Alex LONGARELA	ESP	IGAXTEAM	BeOn	9:13:21	6	209,3
45	Alex LONGARELA	ESP	IGAXTEAM	BeOn	9:01:34	0	209,3
70	Iaroslav KARPUSHIN	EST	FRANDO RACING VHC TEAM LIQ	BeOn	9:03:33	1	209,3
70	Iaroslav KARPUSHIN	EST	FRANDO RACING VHC TEAM LIQ	BeOn	9:18:41	5	209,2
67	Casey James O'GORMAN	IRL	SUPERHUGO 44 TEAM	BeOn	9:15:05	4	209,1
67	Casey James O'GORMAN	IRL	SUPERHUGO 44 TEAM	BeOn	9:16:53	5	209,1
45	Alex LONGARELA	ESP	IGAXTEAM	BeOn	9:05:26	2	208,9
33	Enzo BELLON	FRA	ILLUSIONRACING	BeOn	9:01:30	0	208,5
67	Casey James O'GORMAN	IRL	SUPERHUGO 44 TEAM	BeOn	9:03:60	1	208,5
54	Jesus RIOS	ESP	MRE TALENT	BeOn	9:03:39	1	208,5
67	Casey James O'GORMAN	IRL	SUPERHUGO 44 TEAM	BeOn	9:24:02	9	208,2
34	Jacobo HINOJOSA	ESP	QRG CERRO GROUP	BeOn	9:01:31	0	208,1
54	Jesus RIOS	ESP	MRE TALENT	BeOn	9:18:53	7	208,1





2 Y 3 NOVIEMBRE

CIRCUITO DE JEREZ
ÁNGEL NIETO

a23

BeOn Junior Cup Entrenamientos Cronometrados TOP CINCO VELOCIDADES MÁXIMAS

Piloto	Nat	Equipo	Top Five Vmax				
33 Enzo BELLON	FRA	ILLUSIONRACING	216,4	214,7	214,1	213,9	213,8
45 Alex LONGARELA	ESP	IGAXTEAM	213,0	212,9	210,9	210,9	210,5
54 Jesus RIOS	ESP	MRE TALENT	212,0	211,7	209,9	208,5	208,1
70 Iaroslav KARPUSHIN	EST	FRANDO RACING VHC TEAM LIQUI	211,4	211,3	210,5	210,1	210,1
67 Casey James O'GORMAN	IRL	SUPERHUGO 44 TEAM	209,1	209,1	208,5	208,2	207,9
34 Jacobo HINOJOSA	ESP	QRG CERRO GROUP	208,1	207,3	206,9	206,6	206,5
18 Pablo OLIVARES	ESP	QRG CERRO GROUP	207,7	205,7	205,3	204,9	204,2
5 Ryder DAVIS	USA	QRG CERRO GROUP	205,0	204,2	203,9	203,9	203,8

