

# ESBK - Campeonato de España de Superbikes

## ESBK - Supersport NG

### Cronometrado - CLASSIFICATION

POS	NO	CL	PIC	NAME	NAT	ENTRY	TIME	ON	LAPS	GAP	DIFF	KPH
1	38	SS600NG	1	JUAN RODRIGUEZ	ESP	- I+DENT RACING TEAM	2:00.613	13	13			128,73
2	4	SS600NG	2	ERIC FERNANDEZ	ESP	- TEAM SPEED RACING	2:03.717	14	14	3.104	3.104	125,50
3	43	SS600NG	3	HARRY KHOURI	AUS	YAMAHA - ANDOTRANS TEAM TORRENTC	2:06.057	9	12	5.444	2.340	123,17
4	31	STCK600	1	ALBERTO GARCIA	ESP	- AGB31	2:06.705	9	10	6.092	0.648	122,54
5	77	STCK600	2	JOSE MANUEL OSUNA	ESP	KAWASAKI - DEZA-BOX77 RACING TEAM	2:08.232	12	12	7.619	1.527	121,08
6	10	SS600NG	4	LEUNGO KITLANO GAOREKWE	ZAF	- I+DENT RACING TEAM	2:08.430	6	7	7.817	0.198	120,89
7	73	STCK600	3	JACOPO CRETARO	ITA	- PS RACING TEAM	2:09.532	7	10	8.919	1.102	119,86
8	16	SS600NG	5	ALVARO FUERTES	ESP	- PS RACING	2:09.534	7	7	8.921	0.002	119,86
9	47	STCK600	4	TIBOR ERIK VARGA	HUN	YAMAHA -	2:09.771	10	12	9.158	0.237	119,64
10	80	SS600NG	6	MOHAMMED BINLADIN	KSA	- TEAM SPEED RACING	2:10.365	8	10	9.752	0.594	119,10
11	66	STCK600	5	SERGIO GARCIA	ESP	- EASYRACE TEAM	2:10.490	3	9	9.877	0.125	118,98
12	67	STCK600	6	GON ALO CAPOTE DA SILVA	PRT	YAMAHA - EASYRACE TEAM	2:11.689	13	14	11.076	1.199	117,90
13	91	STCK600	7	TAIYO AKSU	AUS	YAMAHA - ARCO SASH MOTOR UNIVERSIT	2:11.914	8	9	11.301	0.225	117,70
14	33	SS600NG	7	FILIP REHACEK	CZE	YAMAHA - NEW2 PROJECT	2:12.595	12	12	11.982	0.681	117,09
15	9	SS600NG	8	SIMON JESPERSEN	DNK	YAMAHA - TEAM SCANDINAVIA	2:12.662	10	12	12.049	0.067	117,04

QUALIFYING LAPTIME (110,0% of 2:00.613) = 2:12.674


16	81	STCK600	8	PAOLA RAMOS	ESP	YAMAHA - SUPERHUGO 44 TEAM	2:12.713	5	11	12.100	0.051	116,99
17	57	STCK600	9	FRANCISCO JAVIER PALOMERA	ESP	YAMAHA - CERBA PROMORACING TEAM	2:13.188	6	6	12.575	0.475	116,57
18	37	SS600NG	9	MAURO GONZALEZ	ESP	- TEAM SPEED RACING	2:13.566	3	8	12.953	0.378	116,24
19	58	STCK600	10	JOSE LUIS ARMARIO	ESP	YAMAHA - SUPERHUGO 44 TEAM	2:13.782	7	10	13.169	0.216	116,06
20	88	SS600NG	10	SVIATOSLAV PYLYPENKO	UKR	YAMAHA - ANDOTRANS TEAM TORRENT	2:14.256	9	12	13.643	0.474	115,65
21	61	STCK600	11	JAVIER DEL OLMO	ESP	KAWASAKI - KAWASAKI PALMETO PLRACI	2:15.042	5	12	14.429	0.786	114,97
22	98	STCK600	12	CHANON INTA	THA	YAMAHA -	2:16.215	12	12	15.602	1.173	113,98
23	7	STCK600	13	DIEGO HERNANDO	ESP	YAMAHA - ARCO SASH MOTOR UNIVERSIT	2:17.012	11	11	16.399	0.797	113,32
24	42	STCK600	14	VLADISLAV GORDEICHUK	ND	YAMAHA - ILUSION RACING	2:19.546	2	7	18.933	2.534	111,26
25	60	STCK600	15	ISAAC RUIVINHO MARTINS ROSA	PRT	YAMAHA - TEAM MOTOCLUBE LOUL	2:20.963	10	10	20.350	1.417	110,14
26	17	STCK600	16	TYMUR KOSTIN	UKR	YAMAHA -	2:22.743	5	5	22.130	1.780	108,77
27	49	STCK600	17	JAVIER APARISI	ESP	- ADN VG RACING	2:28.436	3	10	27.823	5.693	104,60

Weather / Track : Rain / Wet

These results are provisional until the conclusion of any judicial and technical matters.

Date: 26/10/2024 Start: 10:45 Finish: 11:15

Circuito de Navarra: 4,313 km

Race Director:	Stewards:	Timekeeper:	
----------------	-----------	-------------	---

Results can be found at [www.tsl-timing.com](http://www.tsl-timing.com)

Printed - 11:26 sábado, sábado, 26 de octubre de 2024

# ESBK - Campeonato de España de Superbikes

## ESBK - Supersport NG

### Cronometrado - BEST SECTORS

SECTOR 1				SECTOR 2				SECTOR 3				SECTOR 4				IDEAL / BEST COMPARISON			
POS	NO	NAME	TIME	NO	NAME	TIME	NO	NAME	TIME	NO	NAME	TIME	POS	NO	NAME	IDEAL	BEST	DIFF	
																PERFECT LAP 2:00.441			
1	38	RODRIGU	30.429	38	RODRIGU	26.072	38	RODRIGU	35.899	38	RODRIGU	28.041	1	38	RODRIGUEZ	2:00.441	2:00.613	0.172	
2	4	FERNAND	31.032	4	FERNAND	26.820	4	FERNAND	37.038	4	FERNAND	28.628	2	4	FERNANDEZ	2:03.518	2:03.717	0.199	
3	10	GAOREKV	31.247	43	KHOURI	27.256	43	KHOURI	37.675	43	KHOURI	29.351	3	43	KHOURI	2:05.813	2:06.057	0.244	
4	43	KHOURI	31.531	31	GARCIA	27.552	31	GARCIA	38.002	31	GARCIA	29.529	4	31	GARCIA	2:06.637	2:06.705	0.068	
5	31	GARCIA	31.554	80	BINLADI	27.780	77	OSUNA	38.216	77	OSUNA	29.693	5	10	GAOREKWE	2:07.916	2:08.430	0.514	
6	77	OSUNA	32.028	47	VARGA	27.884	10	GAOREKV	38.545	16	FUERTES	29.833	6	77	OSUNA	2:07.981	2:08.232	0.251	
7	80	BINLADI	32.195	77	OSUNA	28.044	73	CRETARO	38.565	73	CRETARO	29.874	7	73	CRETARO	2:09.322	2:09.532	0.210	
8	66	GARCIA	32.479	10	GAOREKV	28.198	16	FUERTES	38.740	10	GAOREKV	29.926	8	80	BINLADIN	2:09.425	2:10.365	0.940	
9	47	VARGA	32.521	73	CRETARO	28.207	47	VARGA	39.037	66	GARCIA	30.023	9	47	VARGA	2:09.476	2:09.771	0.295	
10	73	CRETARO	32.676	16	FUERTES	28.226	80	BINLADI	39.211	47	VARGA	30.034	10	16	FUERTES	2:09.534	2:09.534	0.000	
11	16	FUERTES	32.735	67	CAPOTE	28.293	57	PALOMER	39.216	80	BINLADI	30.239	11	66	GARCIA	2:10.490	2:10.490	0.000	
12	9	JESPERS	32.879	33	REHACEK	28.465	66	GARCIA	39.293	81	RAMOS	30.358	12	67	CAPOTE DA SILVA	2:11.357	2:11.689	0.332	
13	91	AKSU	32.952	57	PALOMER	28.633	67	CAPOTE	39.294	9	JESPERS	30.396	13	91	AKSU	2:11.798	2:11.914	0.116	
14	67	CAPOTE	33.155	37	GONZALE	28.650	91	AKSU	39.523	33	REHACEK	30.426	14	9	JESPERSEN	2:11.822	2:12.662	0.840	
15	37	GONZALE	33.238	9	JESPERS	28.660	9	JESPERS	39.887	37	GONZALE	30.468	15	57	PALOMERA	2:12.040	2:13.188	1.148	
16	81	RAMOS	33.240	66	GARCIA	28.695	33	REHACEK	40.000	91	AKSU	30.613	16	33	REHACEK	2:12.413	2:12.595	0.182	
17	57	PALOMER	33.331	91	AKSU	28.710	81	RAMOS	40.085	88	PYLYPEN	30.613	17	37	GONZALEZ	2:12.517	2:13.566	1.049	
18	58	ARMARIO	33.398	61	DEL OLM	29.006	88	PYLYPEN	40.099	67	CAPOTE	30.615	18	81	RAMOS	2:12.713	2:12.713	0.000	
19	33	REHACEK	33.522	81	RAMOS	29.030	37	GONZALE	40.161	58	ARMARIO	30.659	19	58	ARMARIO	2:13.717	2:13.782	0.065	
20	61	DEL OLM	33.749	58	ARMARIO	29.093	58	ARMARIO	40.567	57	PALOMER	30.860	20	88	PYLYPENKO	2:14.256	2:14.256	0.000	
21	88	PYLYPEN	33.955	7	HERNAND	29.384	61	DEL OLM	40.617	61	DEL OLM	30.981	21	61	DEL OLMO	2:14.353	2:15.042	0.689	
22	98	INTA	34.147	88	PYLYPEN	29.589	98	INTA	40.947	98	INTA	31.142	22	98	INTA	2:15.901	2:16.215	0.314	
23	7	HERNAND	34.501	98	INTA	29.665	7	HERNAND	41.693	7	HERNAND	31.382	23	7	HERNANDO	2:16.960	2:17.012	0.052	
24	42	GORDEIC	35.114	42	GORDEIC	29.879	42	GORDEIC	41.742	60	RUIVINH	31.716	24	42	GORDEICHUK	2:18.923	2:19.546	0.623	
25	60	RUIVINH	35.283	60	RUIVINH	30.222	60	RUIVINH	42.414	42	GORDEIC	32.188	25	60	RUIVINGHO MARTINS RQ	2:19.635	2:20.963	1.328	
26	17	KOSTIN	36.420	17	KOSTIN	30.776	17	KOSTIN	42.831	17	KOSTIN	32.277	26	17	KOSTIN	2:22.304	2:22.743	0.439	
27	49	APARISI	37.204	49	APARISI	32.436	49	APARISI	45.026	49	APARISI	33.154	27	49	APARISI	2:27.820	2:28.436	0.616	

# ESBK - Campeonato de España de Superbikes

## ESBK - Supersport NG

### Cronometrado - BEST SPEEDS

POS	NO	NAME	VMAX	KPH
1	77	OSUNA		231,5
2	10	GAOREKWE		227,5
3	81	RAMOS		223,7
4	4	FERNANDEZ		222,4
5	80	BINLADIN		221,2
6	31	GARCIA		220,0
7	38	RODRIGUEZ		217,5
8	43	KHOURI		216,3
9	66	GARCIA		211,7
10	91	AKSU		210,6
11	16	FUERTES		208,4
12	73	CRETARO		207,3
13	33	REHACEK		207,3
14	47	VARGA		205,1
15	58	ARMARIO		205,1
16	57	PALOMERA		204,1
17	37	GONZALEZ		204,1
18	61	DEL OLMO		204,1
19	67	CAPOTE DA SILVA		203,0
20	88	PYLYPENKO		203,0
21	98	INTA		203,0
22	9	JESPERSEN		201,0
23	42	GORDEICHUK		198,0
24	60	RUIVINHO MARTINS ROSA		192,2
25	49	APARISI		185,9
26	7	HERNANDO		185,0
27	17	KOSTIN		183,3

# ESBK - Campeonato de España de Superbikes

## ESBK - Supersport NG

### Cronometrado - LAP ANALYSIS

DIFF = Difference To Personal Best Lap

P1 38 JUAN RODRIGUEZ				
LAP	LAP TIME	DIFF	KPH	TIME OF DAY
1 -	2:14.905	14.292	115,09	10:47:19.763
2 -	2:02.765	2.152	126,47	10:49:22.528
3 -	5:54.319 <b>P</b>	3:53.706	43,82	10:55:16.847
4 -	2:12.408	11.795	117,26	10:57:29.255
5 -	2:47.757 <b>P</b>	47.144	92,55	11:00:17.012
6 -	2:08.985	8.372	120,37	11:02:25.997
7 -	2:04.495	3.882	124,71	11:04:30.492
8 -	2:01.686 <b>(3)</b>	1.073	127,59	11:06:32.178
9 -	2:02.845	2.232	126,39	11:08:35.023
10 -	2:01.345 <b>(2)</b>	0.732	127,95	11:10:36.368
11 -	2:04.560	3.947	124,65	11:12:40.928
12 -	2:03.116	2.503	126,11	11:14:44.044
<b>13 -</b>	<b>2:00.613 (1)</b>		<b>128,73</b>	<b>11:16:44.657</b>

P2 4 ERIC FERNANDEZ				
LAP	LAP TIME	DIFF	KPH	TIME OF DAY
1 -	2:25.826	22.109	106,47	10:48:08.236
2 -	2:12.358	8.641	117,30	10:50:20.594
3 -	2:11.203	7.486	118,34	10:52:31.797
4 -	2:10.374	6.657	119,09	10:54:42.171
5 -	2:09.732	6.015	119,68	10:56:51.903
6 -	2:08.458	4.741	120,87	10:59:00.361
7 -	2:06.825	3.108	122,42	11:01:07.186
8 -	2:07.009	3.292	122,24	11:03:14.195
9 -	2:06.250	2.533	122,98	11:05:20.445
10 -	2:06.410	2.693	122,82	11:07:26.855
11 -	2:06.084	2.367	123,14	11:09:32.939
12 -	2:05.026 <b>(3)</b>	1.309	124,18	11:11:37.965
13 -	2:04.067 <b>(2)</b>	0.350	125,14	11:13:42.032
<b>14 -</b>	<b>2:03.717 (1)</b>		<b>125,50</b>	<b>11:15:45.749</b>

P3 43 HARRY KHOURI				
LAP	LAP TIME	DIFF	KPH	TIME OF DAY
1 -	2:24.900	18.843	107,15	10:49:01.509
2 -	2:14.506	8.449	115,43	10:51:16.015
3 -	2:11.222	5.165	118,32	10:53:27.237
4 -	2:10.637	4.580	118,85	10:55:37.874
5 -	2:08.816	2.759	120,53	10:57:46.690
6 -	2:07.469 <b>(2)</b>	1.412	121,80	10:59:54.159
7 -	2:07.932	1.875	121,36	11:02:02.091
8 -	2:07.574 <b>(3)</b>	1.517	121,70	11:04:09.665
<b>9 -</b>	<b>2:06.057 (1)</b>		<b>123,17</b>	<b>11:06:15.722</b>
10 -	4:11.524 <b>P</b>	2:05.467	61,73	11:10:27.246
11 -	2:34.813	28.756	100,29	11:13:02.059
12 -	2:10.674	4.617	118,82	11:15:12.733

P4 31 ALBERTO GARCIA				
LAP	LAP TIME	DIFF	KPH	TIME OF DAY
1 -	2:22.295	15.590	109,11	10:48:39.396
2 -	2:11.630	4.925	117,95	10:50:51.026
3 -	2:10.031	3.326	119,40	10:53:01.057
4 -	8:57.734 <b>P</b>	6:51.029	28,87	11:01:58.791
5 -	2:22.591	15.886	108,89	11:04:21.382
6 -	2:09.140 <b>(3)</b>	2.435	120,23	11:06:30.522
7 -	2:07.444 <b>(2)</b>	0.739	121,83	11:08:37.966
8 -	2:09.761	3.056	119,65	11:10:47.727
<b>9 -</b>	<b>2:06.705 (1)</b>		<b>122,54</b>	<b>11:12:54.432</b>
10 -	2:10.937	4.232	118,58	11:15:05.369

DIFF = Difference To Personal Best Lap

P5 77 JOSE MANUEL OSUNA				
LAP	LAP TIME	DIFF	KPH	TIME OF DAY
1 -	2:24.157	15.925	107,70	10:48:32.670
2 -	2:13.552	5.320	116,26	10:50:46.222
3 -	2:11.650	3.418	117,93	10:52:57.872
4 -	2:10.620	2.388	118,87	10:55:08.492
5 -	2:09.625 <b>(2)</b>	1.393	119,78	10:57:18.117
6 -	6:03.193 <b>P</b>	3:54.961	42,75	11:03:21.310
7 -	2:18.423	10.191	112,16	11:05:39.733
8 -	2:09.712	1.480	119,70	11:07:49.445
9 -	2:11.678	3.446	117,91	11:10:01.123
10 -	2:19.961	11.729	110,93	11:12:21.084
11 -	2:09.695 <b>(3)</b>	1.463	119,71	11:14:30.779
<b>12 -</b>	<b>2:08.232 (1)</b>		<b>121,08</b>	<b>11:16:39.011</b>

P6 10 LEUNGO KITLANO GAOREKWE				
LAP	LAP TIME	DIFF	KPH	TIME OF DAY
1 -	2:21.268	12.838	109,91	10:47:26.272
2 -	2:11.366	2.936	118,19	10:49:37.638
3 -	16:39.227 <b>P</b>	14:30.797	15,53	11:06:16.865
4 -	2:25.140	16.710	106,97	11:08:42.005
5 -	2:10.112 <b>(3)</b>	1.682	119,33	11:10:52.117
<b>6 -</b>	<b>2:08.430 (1)</b>		<b>120,89</b>	<b>11:13:00.547</b>
7 -	2:09.933 <b>(2)</b>	1.503	119,49	11:15:10.480

P7 73 JACOPO CRETARO				
LAP	LAP TIME	DIFF	KPH	TIME OF DAY
1 -	2:34.916	25.384	100,22	10:50:10.038
2 -	2:18.546	9.014	112,06	10:52:28.584
3 -	2:14.168	4.636	115,72	10:54:42.752
4 -	2:12.163	2.631	117,48	10:56:54.915
5 -	2:10.427 <b>(2)</b>	0.895	119,04	10:59:05.342
6 -	2:12.917	3.385	116,81	11:01:18.259
<b>7 -</b>	<b>2:09.532 (1)</b>		<b>119,86</b>	<b>11:03:27.791</b>
8 -	5:05.249 <b>P</b>	2:55.717	50,86	11:08:33.040
9 -	2:30.152	20.620	103,40	11:11:03.192
10 -	2:11.086 <b>(3)</b>	1.554	118,44	11:13:14.278

P8 16 ALVARO FUERTES				
LAP	LAP TIME	DIFF	KPH	TIME OF DAY
1 -	17:48.994 <b>P</b>	15:39.460	14,52	11:03:24.572
2 -	2:25.628	16.094	106,61	11:05:50.200
3 -	2:15.808	6.274	114,32	11:08:06.008
4 -	2:14.354	4.820	115,56	11:10:20.362
5 -	2:13.535 <b>(3)</b>	4.001	116,27	11:12:33.897
6 -	2:12.211 <b>(2)</b>	2.677	117,43	11:14:46.108
<b>7 -</b>	<b>2:09.534 (1)</b>		<b>119,86</b>	<b>11:16:55.642</b>

P9 47 TIBOR ERIK VARGA				
LAP	LAP TIME	DIFF	KPH	TIME OF DAY
1 -	2:29.930	20.159	103,56	10:48:43.141
2 -	2:18.136	8.365	112,40	10:51:01.277
3 -	2:14.964	5.193	115,04	10:53:16.241
4 -	2:14.372	4.601	115,55	10:55:30.613
5 -	2:13.492	3.721	116,31	10:57:44.105
6 -	2:12.193	2.422	117,45	10:59:56.298
7 -	2:11.772	2.001	117,83	11:02:08.070
8 -	2:11.394 <b>(3)</b>	1.623	118,16	11:04:19.464
9 -	2:11.242 <b>(2)</b>	1.471	118,30	11:06:30.706
<b>10 -</b>	<b>2:09.771 (1)</b>		<b>119,64</b>	<b>11:08:40.477</b>
11 -	4:46.708 <b>P</b>	2:36.937	54,15	11:13:27.185

# ESBK - Campeonato de España de Superbikes

## ESBK - Supersport NG

### Cronometrado - LAP ANALYSIS

DIFF = Difference To Personal Best Lap

12 - 2:27.555 17.784 105,22 11:15:54.740

P10 80 MOHAMMED BINLADIN				
LAP	LAP TIME	DIFF	KPH	TIME OF DAY
1 -	3:36.879	P 1:26.514	71,59	10:49:21.049
2 -	2:25.826	15.461	106,47	10:51:46.875
3 -	2:14.376	4.011	115,54	10:54:01.251
4 -	3:29.989	P 1:19.624	73,94	10:57:31.240
5 -	2:19.710	9.345	111,13	10:59:50.950
6 -	2:11.900	(3) 1.535	117,71	11:02:02.850
7 -	2:11.999	1.634	117,62	11:04:14.849
8 -	<b>2:10.365</b>	(1) <b>119,10</b>	<b>119,10</b>	<b>11:06:25.214</b>
9 -	2:11.575	(2) 1.210	118,00	11:08:36.789
10 -	2:12.767	2.402	116,94	11:10:49.556

P11 66 SERGIO GARCIA				
LAP	LAP TIME	DIFF	KPH	TIME OF DAY
1 -	2:26.933	16.443	105,67	10:48:11.888
2 -	2:13.459	(2) 2.969	116,34	10:50:25.347
3 -	<b>2:10.490</b>	(1) <b>118,98</b>	<b>118,98</b>	<b>10:52:35.837</b>
4 -	11:52.867	P 9:42.377	21,78	11:04:28.704
5 -	2:36.254	25.764	99,36	11:07:04.958
6 -	2:20.262	9.772	110,69	11:09:25.220
7 -	2:18.872	8.382	111,80	11:11:44.092
8 -	2:15.590	5.100	114,51	11:13:59.682
9 -	2:14.176	(3) 3.686	115,71	11:16:13.858

P12 67 GON ALO CAPOTE DA SILVA				
LAP	LAP TIME	DIFF	KPH	TIME OF DAY
1 -	2:30.766	19.077	102,98	10:47:58.400
2 -	2:18.732	7.043	111,91	10:50:17.132
3 -	2:17.247	5.558	113,13	10:52:34.379
4 -	2:14.335	2.646	115,58	10:54:48.714
5 -	2:16.219	4.530	113,98	10:57:04.933
6 -	2:14.416	2.727	115,51	10:59:19.349
7 -	2:13.807	2.118	116,03	11:01:33.156
8 -	2:13.627	1.938	116,19	11:03:46.783
9 -	2:13.419	1.730	116,37	11:06:00.202
10 -	2:13.265	(3) 1.576	116,51	11:08:13.467
11 -	2:14.670	2.981	115,29	11:10:28.137
12 -	2:13.778	2.089	116,06	11:12:41.915
13 -	<b>2:11.689</b>	(1) <b>117,90</b>	<b>117,90</b>	<b>11:14:53.604</b>
14 -	2:12.025	(2) 0.336	117,60	11:17:05.629

P13 91 TAIYO AKSU				
LAP	LAP TIME	DIFF	KPH	TIME OF DAY
1 -	13:00.857	P 10:48.943	19,88	10:58:56.240
2 -	2:27.009	15.095	105,61	11:01:23.249
3 -	2:16.606	4.692	113,66	11:03:39.855
4 -	2:16.669	4.755	113,60	11:05:56.524
5 -	2:14.874	(3) 2.960	115,12	11:08:11.398
6 -	2:15.869	3.955	114,27	11:10:27.267
7 -	2:13.576	(2) 1.662	116,23	11:12:40.843
8 -	<b>2:11.914</b>	(1) <b>117,70</b>	<b>117,70</b>	<b>11:14:52.757</b>
9 -	2:23.235	11.321	108,40	11:17:15.992

P14 33 FILIP REHACEK				
LAP	LAP TIME	DIFF	KPH	TIME OF DAY
1 -	2:31.116	18.521	102,74	10:47:51.586
2 -	2:19.231	6.636	111,51	10:50:10.817
3 -	2:18.270	5.675	112,29	10:52:29.087

DIFF = Difference To Personal Best Lap

4 -	2:16.507	3.912	113,74	10:54:45.594
5 -	2:15.654	3.059	114,45	10:57:01.248
6 -	2:16.655	4.060	113,62	10:59:17.903
7 -	5:58.307	P 3:45.712	43,33	11:05:16.210
8 -	2:27.778	15.183	105,06	11:07:43.988
9 -	2:18.066	5.471	112,45	11:10:02.054
10 -	2:15.634	(3) 3.039	114,47	11:12:17.688
11 -	2:14.347	(2) 1.752	115,57	11:14:32.035
12 -	<b>2:12.595</b>	(1) <b>117,09</b>	<b>117,09</b>	<b>11:16:44.630</b>

P15 9 SIMON JESPERSEN				
LAP	LAP TIME	DIFF	KPH	TIME OF DAY
1 -	2:36.244	23.582	99,37	10:48:55.339
2 -	2:27.346	14.684	105,37	10:51:22.685
3 -	2:22.720	10.058	108,79	10:53:45.405
4 -	2:19.537	6.875	111,27	10:56:04.942
5 -	2:17.343	4.681	113,05	10:58:22.285
6 -	2:16.216	3.554	113,98	11:00:38.501
7 -	2:14.887	(3) 2.225	115,10	11:02:53.388
8 -	2:15.234	2.572	114,81	11:05:08.622
9 -	2:14.312	(2) 1.650	115,60	11:07:22.934
10 -	<b>2:12.662</b>	(1) <b>117,04</b>	<b>117,04</b>	<b>11:09:35.596</b>
11 -	3:38.235	P 1:25.573	71,14	11:13:13.831
12 -	2:19.371	6.709	111,40	11:15:33.202

P16 81 PAOLA RAMOS				
LAP	LAP TIME	DIFF	KPH	TIME OF DAY
1 -	2:31.063	18.350	102,78	10:48:47.238
2 -	2:18.259	5.546	112,30	10:51:05.497
3 -	2:16.942	4.229	113,38	10:53:22.439
4 -	2:16.409	(3) 3.696	113,82	10:55:38.848
5 -	<b>2:12.713</b>	(1) <b>116,99</b>	<b>116,99</b>	<b>10:57:51.561</b>
6 -	2:13.978	(2) 1.265	115,89	11:00:05.539
7 -	5:41.260	P 3:28.547	45,49	11:05:46.799
8 -	2:26.863	14.150	105,72	11:08:13.662
9 -	2:18.315	5.602	112,25	11:10:31.977
10 -	2:16.985	4.272	113,34	11:12:48.962
11 -	2:27.423	14.710	105,32	11:15:16.385

P17 57 FRANCISCO JAVIER PALOMERA				
LAP	LAP TIME	DIFF	KPH	TIME OF DAY
1 -	8:56.773	P 6:43.585	28,92	10:54:02.942
2 -	2:30.127	16.939	103,42	10:56:33.069
3 -	2:20.507	7.319	110,50	10:58:53.576
4 -	2:16.458	(3) 3.270	113,78	11:01:10.034
5 -	2:14.359	(2) 1.171	115,56	11:03:24.393
6 -	<b>2:13.188</b>	(1) <b>116,57</b>	<b>116,57</b>	<b>11:05:37.581</b>

P18 37 MAURO GONZALEZ				
LAP	LAP TIME	DIFF	KPH	TIME OF DAY
1 -	2:24.102	10.536	107,74	10:48:05.200
2 -	2:16.265	2.699	113,94	10:50:21.465
3 -	<b>2:13.566</b>	(1) <b>116,24</b>	<b>116,24</b>	<b>10:52:35.031</b>
4 -	2:14.380	(3) 0.814	115,54	10:54:49.411
5 -	2:15.871	2.305	114,27	10:57:05.282
6 -	2:14.267	(2) 0.701	115,64	10:59:19.549
7 -	6:19.804	P 4:06.238	40,88	11:05:39.353
8 -	2:23.787	10.221	107,98	11:08:03.140

# ESBK - Campeonato de España de Superbikes

## ESBK - Supersport NG

### Cronometrado - LAP ANALYSIS

DIFF = Difference To Personal Best Lap

<b>P19 58 JOSE LUIS ARMARIO</b>				
LAP	LAP TIME	DIFF	KPH	TIME OF DAY
1 -	2:34.976	21.194	100,18	10:48:53.270
2 -	2:19.059	5.277	111,65	10:51:12.329
3 -	2:15.431 (2)	1.649	114,64	10:53:27.760
4 -	6:14.579 P	4:00.797	41,45	10:59:42.339
5 -	2:35.548	21.766	99,81	11:02:17.887
6 -	2:17.244 (3)	3.462	113,13	11:04:35.131
7 -	<b>2:13.782 (1)</b>		<b>116,06</b>	<b>11:06:48.913</b>
8 -	3:13.997 P	1:00.215	80,03	11:10:02.910
9 -	2:41.219	27.437	96,30	11:12:44.129
10 -	2:20.415	6.633	110,57	11:15:04.544

<b>P20 88 SVIATOSLAV PYLYPENKO</b>				
LAP	LAP TIME	DIFF	KPH	TIME OF DAY
1 -	2:39.544	25.288	97,31	10:49:00.834
2 -	2:23.425	9.169	108,25	10:51:24.259
3 -	2:19.607	5.351	111,21	10:53:43.866
4 -	2:18.543	4.287	112,07	10:56:02.409
5 -	2:17.610	3.354	112,83	10:58:20.019
6 -	2:16.300	2.044	113,91	11:00:36.319
7 -	2:16.191 (3)	1.935	114,00	11:02:52.510
8 -	2:15.258 (2)	1.002	114,79	11:05:07.768
9 -	<b>2:14.256 (1)</b>		<b>115,65</b>	<b>11:07:22.024</b>
10 -	5:01.088 P	2:46.832	51,56	11:12:23.112
11 -	2:27.878	13.622	104,99	11:14:50.990
12 -	2:17.266	3.010	113,11	11:17:08.256

<b>P21 61 JAVIER DEL OLMO</b>				
LAP	LAP TIME	DIFF	KPH	TIME OF DAY
1 -	2:27.591	12.549	105,20	10:48:18.458
2 -	2:17.855	2.813	112,63	10:50:36.313
3 -	2:17.019	1.977	113,31	10:52:53.332
4 -	2:16.538	1.496	113,71	10:55:09.870
5 -	<b>2:15.042 (1)</b>		<b>114,97</b>	<b>10:57:24.912</b>
6 -	2:15.727 (2)	0.685	114,39	10:59:40.639
7 -	2:21.109	6.067	110,03	11:02:01.748
8 -	5:32.210 P	3:17.168	46,73	11:07:33.958
9 -	2:27.741	12.699	105,09	11:10:01.699
10 -	2:17.623	2.581	112,82	11:12:19.322
11 -	2:18.045	3.003	112,47	11:14:37.367
12 -	2:15.884 (3)	0.842	114,26	11:16:53.251

<b>P22 98 CHANON INTA</b>				
LAP	LAP TIME	DIFF	KPH	TIME OF DAY
1 -	2:31.653	15.438	102,38	10:49:14.473
2 -	2:22.790	6.575	108,73	10:51:37.263
3 -	2:23.292	7.077	108,35	10:54:00.555
4 -	2:25.361	9.146	106,81	10:56:25.916
5 -	2:21.176	4.961	109,98	10:58:47.092
6 -	2:21.360	5.145	109,83	11:01:08.452
7 -	2:20.039	3.824	110,87	11:03:28.491
8 -	4:04.012 P	1:47.797	63,63	11:07:32.503
9 -	2:35.931	19.716	99,57	11:10:08.434
10 -	2:17.627 (2)	1.412	112,81	11:12:26.061
11 -	2:17.988 (3)	1.773	112,52	11:14:44.049
12 -	<b>2:16.215 (1)</b>		<b>113,98</b>	<b>11:17:00.264</b>

<b>P23 7 DIEGO HERNANDO</b>				
LAP	LAP TIME	DIFF	KPH	TIME OF DAY
1 -	2:32.824	15.812	101,59	10:48:34.552

DIFF = Difference To Personal Best Lap

2 -	2:28.448	11.436	104,59	10:51:03.000
3 -	2:24.707	7.695	107,29	10:53:27.707
4 -	2:23.315	6.303	108,34	10:55:51.022
5 -	2:24.347	7.335	107,56	10:58:15.369
6 -	2:21.297 (3)	4.285	109,88	11:00:36.666
7 -	6:24.747 P	4:07.735	40,35	11:07:01.413
8 -	2:54.985 P	37.973	88,73	11:09:56.398
9 -	2:28.268	11.256	104,72	11:12:24.666
10 -	2:18.814 (2)	1.802	111,85	11:14:43.480
11 -	<b>2:17.012 (1)</b>		<b>113,32</b>	<b>11:17:00.492</b>

<b>P24 42 VLADISLAV GORDEICHUK</b>				
LAP	LAP TIME	DIFF	KPH	TIME OF DAY
1 -	2:31.431	11.885	102,53	10:48:15.328
2 -	<b>2:19.546 (1)</b>		<b>111,26</b>	<b>10:50:34.874</b>
3 -	2:25.517 (2)	5.971	106,70	10:53:00.391
4 -	16:34.380 P	14:14.834	15,61	11:09:34.771
5 -	2:43.404	23.858	95,02	11:12:18.175
6 -	2:32.279 (3)	12.733	101,96	11:14:50.454
7 -	2:34.599	15.053	100,43	11:17:25.053

<b>P25 60 ISAAC RUIVINHO MARTINS ROSA</b>				
LAP	LAP TIME	DIFF	KPH	TIME OF DAY
1 -	2:33.490	12.527	101,15	10:47:41.792
2 -	2:22.397	1.434	109,03	10:50:04.189
3 -	2:22.293	1.330	109,11	10:52:26.482
4 -	2:21.098 (2)	0.135	110,04	10:54:47.580
5 -	8:18.445 P	5:57.482	31,15	11:03:06.025
6 -	2:38.858	17.895	97,74	11:05:44.883
7 -	2:23.015	2.052	108,56	11:08:07.898
8 -	2:23.497	2.534	108,20	11:10:31.395
9 -	2:22.080 (3)	1.117	109,28	11:12:53.475
10 -	<b>2:20.963 (1)</b>		<b>110,14</b>	<b>11:15:14.438</b>

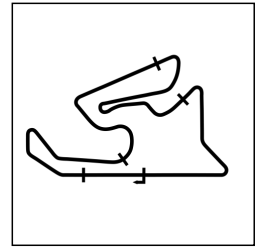
<b>P26 17 TYMUR KOSTIN</b>				
LAP	LAP TIME	DIFF	KPH	TIME OF DAY
1 -	2:36.022	13.279	99,51	10:47:42.540
2 -	12:41.091 P	10:18.348	20,40	11:00:23.631
3 -	2:49.954	27.211	91,35	11:03:13.585
4 -	2:26.221 (2)	3.478	106,18	11:05:39.806
5 -	<b>2:22.743 (1)</b>		<b>108,77</b>	<b>11:08:02.549</b>

<b>P27 49 JAVIER APARISI</b>				
LAP	LAP TIME	DIFF	KPH	TIME OF DAY
1 -	2:37.961	9.525	98,29	10:49:36.883
2 -	2:29.687 (2)	1.251	103,72	10:52:06.570
3 -	<b>2:28.436 (1)</b>		<b>104,60</b>	<b>10:54:35.006</b>
4 -	2:31.501 (3)	3.065	102,48	10:57:06.507
5 -	2:32.846	4.410	101,58	10:59:39.353
6 -	2:40.538	12.102	96,71	11:02:19.891
7 -	5:03.748 P	2:35.312	51,11	11:07:23.639
8 -	2:46.879	18.443	93,04	11:10:10.518
9 -	2:32.308	3.872	101,94	11:12:42.826
10 -	2:32.654	4.218	101,71	11:15:15.480

# ESBK - Campeonato de España de Superbikes

## ESBK - Supersport NG

### Cronometrado - SECTOR ANALYSIS



SECTOR 1 = FL to I1, SECTOR 2 = I1 to I2 SECTOR 3 = I2 to I3, SECTOR 4 = I3 to FL, DIFF = Difference To Personal Best Lap, P = Crossed Finish Line in Pit Lane

P1		38 SS600NG JUAN RODRIGUEZ				- I+DENT RACING TEAM			
IDEAL LAP TIME : 2:00.441		BEST LAP TIME : 2:00.613		DIFFERENCE : 0.172					
LAP	SECTOR 1	SECTOR 2	SECTOR 3	SECTOR 4	SPEED TRAP	LAP TIME	KPH	DIFF	TIME OF DAY
1 -	OUTLAP	29.216	38.355	29.118	154,6	2:14.905	115,09	14.292	10:47:19.763
2 -	31.391	26.956	36.377	28.041	202,0	2:02.765	126,47	2.152	10:49:22.528
3 -	30.429	1:43.018	39.730	IN PIT	206,2	5:54.319 P	43,82	3:53.706	10:55:16.847
4 -	OUTLAP	28.271	38.123	28.749	154,0	2:12.408	117,26	11.795	10:57:29.255
5 -	31.270	27.205	36.555	IN PIT	198,9	2:47.757 P	92,55	47.144	11:00:17.012
6 -	OUTLAP	27.216	36.996	28.589	172,9	2:08.985	120,37	8.372	11:02:25.997
7 -	32.070	26.776	37.263	28.386	211,7	2:04.495	124,71	3.882	11:04:30.492
8 -	30.649	26.564	36.269	28.204	217,5	2:01.686 (3)	127,59	1.073	11:06:32.178
9 -	31.011	26.793	36.891	28.150	211,7	2:02.845	126,39	2.232	11:08:35.023
10 -	30.462	26.452	36.119	28.312	215,2	2:01.345 (2)	127,95	0.732	11:10:36.368
11 -	31.776	26.804	36.478	29.502	207,3	2:04.560	124,65	3.947	11:12:40.928
12 -	31.312	26.390	37.016	28.398	195,0	2:03.116	126,11	2.503	11:14:44.044
13 -	30.439	26.072	35.899	28.203	201,0	2:00.613 (1)	128,73		11:16:44.657

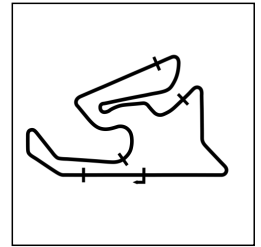
P2		4 SS600NG ERIC FERNANDEZ				- TEAM SPEED RACING			
IDEAL LAP TIME : 2:03.518		BEST LAP TIME : 2:03.717		DIFFERENCE : 0.199					
LAP	SECTOR 1	SECTOR 2	SECTOR 3	SECTOR 4	SPEED TRAP	LAP TIME	KPH	DIFF	TIME OF DAY
1 -	OUTLAP	30.927	42.454	31.115	150,0	2:25.826	106,47	22.109	10:48:08.236
2 -	33.438	29.007	39.949	29.964	197,0	2:12.358	117,30	8.641	10:50:20.594
3 -	32.762	28.889	39.729	29.823	203,0	2:11.203	118,34	7.486	10:52:31.797
4 -	32.538	28.550	39.481	29.805	202,0	2:10.374	119,09	6.657	10:54:42.171
5 -	32.276	28.292	39.292	29.872	208,4	2:09.732	119,68	6.015	10:56:51.903
6 -	32.082	27.980	38.868	29.528	206,2	2:08.458	120,87	4.741	10:59:00.361
7 -	31.563	27.567	38.326	29.369	215,2	2:06.825	122,42	3.108	11:01:07.186
8 -	31.594	27.712	38.415	29.288	216,3	2:07.009	122,24	3.292	11:03:14.195
9 -	31.568	27.411	38.234	29.037	210,6	2:06.250	122,98	2.533	11:05:20.445
10 -	31.597	27.674	38.026	29.113	217,5	2:06.410	122,82	2.693	11:07:26.855
11 -	31.410	27.387	37.701	29.586	215,2	2:06.084	123,14	2.367	11:09:32.939
12 -	31.233	27.218	37.617	28.958	218,7	2:05.026 (3)	124,18	1.309	11:11:37.965
13 -	31.069	27.026	37.344	28.628	222,4	2:04.067 (2)	125,14	0.350	11:13:42.032
14 -	31.032	26.820	37.038	28.827	221,2	2:03.717 (1)	125,50		11:15:45.749

P3		43 SS600NG HARRY KHOURI				YAMAHA - ANDOTRANS TEAM TORRENTO			
IDEAL LAP TIME : 2:05.813		BEST LAP TIME : 2:06.057		DIFFERENCE : 0.244					
LAP	SECTOR 1	SECTOR 2	SECTOR 3	SECTOR 4	SPEED TRAP	LAP TIME	KPH	DIFF	TIME OF DAY
1 -	OUTLAP	30.983	41.938	32.331	148,8	2:24.900	107,15	18.843	10:49:01.509
2 -	34.243	29.560	39.954	30.749	194,1	2:14.506	115,43	8.449	10:51:16.015
3 -	32.770	28.403	39.123	30.926	196,0	2:11.222	118,32	5.165	10:53:27.237
4 -	32.359	28.228	39.658	30.392	209,5	2:10.637	118,85	4.580	10:55:37.874
5 -	32.259	27.885	38.718	29.954	205,1	2:08.816	120,53	2.759	10:57:46.690
6 -	31.858	27.685	38.238	29.688	211,7	2:07.469 (2)	121,80	1.412	10:59:54.159
7 -	31.983	27.469	38.547	29.933	210,6	2:07.932	121,36	1.875	11:02:02.091
8 -	32.483	27.556	37.923	29.612	202,0	2:07.574 (3)	121,70	1.517	11:04:09.665
9 -	31.775	27.256	37.675	29.351	212,9	2:06.057 (1)	123,17		11:06:15.722
10 -	31.531	27.824	39.010	IN PIT	216,3	4:11.524 P	61,73	2:05.467	11:10:27.246
11 -	OUTLAP	29.347	51.261	31.792	91,6	2:34.813	100,29	28.756	11:13:02.059
12 -	32.361	27.899	39.375	31.039	194,1	2:10.674	118,82	4.617	11:15:12.733

# ESBK - Campeonato de España de Superbikes

## ESBK - Supersport NG

### Cronometrado - SECTOR ANALYSIS



SECTOR 1 = FL to I1, SECTOR 2 = I1 to I2 SECTOR 3 = I2 to I3, SECTOR 4 = I3 to FL, DIFF = Difference To Personal Best Lap, P = Crossed Finish Line in Pit Lane

<b>P4 31 STCK600 ALBERTO GARCIA</b>		<b>- AGB31</b>							
IDEAL LAP TIME : 2:06.637		BEST LAP TIME : 2:06.705		DIFFERENCE : 0.068					
LAP	SECTOR 1	SECTOR 2	SECTOR 3	SECTOR 4	SPEED TRAP	LAP TIME	KPH	DIFF	TIME OF DAY
1 -	OUTLAP	30.147	41.518	30.967	126,9	2:22.295	109,11	15.590	10:48:39.396
2 -	32.866	28.601	39.818	30.345	210,6	2:11.630	117,95	4.925	10:50:51.026
3 -	32.242	28.214	39.402	30.173	220,0	2:10.031	119,40	3.326	10:53:01.057
4 -	32.075	27.723	44.805	IN PIT	207,3	8:57.734 <b>P</b>	28,87	6:51.029	11:01:58.791
5 -	OUTLAP	28.656	41.136	31.182	123,7	2:22.591	108,89	15.886	11:04:21.382
6 -	32.118	28.393	38.563	30.066	209,5	2:09.140 <b>(3)</b>	120,23	2.435	11:06:30.522
7 -	31.628	27.552	38.450	29.814	218,7	2:07.444 <b>(2)</b>	121,83	0.739	11:08:37.966
8 -	32.029	28.377	38.665	30.690	212,9	2:09.761	119,65	3.056	11:10:47.727
9 -	31.554	27.620	38.002	29.529	210,6	2:06.705 <b>(1)</b>	122,54		11:12:54.432
10 -	32.749	28.518	39.510	30.160	209,5	2:10.937	118,58	4.232	11:15:05.369

<b>P5 77 STCK600 JOSE MANUEL OSUNA</b>		<b>KAWASAKI - DEZA-BOX77 RACING TEAM</b>							
IDEAL LAP TIME : 2:07.981		BEST LAP TIME : 2:08.232		DIFFERENCE : 0.251					
LAP	SECTOR 1	SECTOR 2	SECTOR 3	SECTOR 4	SPEED TRAP	LAP TIME	KPH	DIFF	TIME OF DAY
1 -	OUTLAP	30.709	43.267	31.758	174,4	2:24.157	107,70	15.925	10:48:32.670
2 -	33.640	29.194	40.321	30.397	212,9	2:13.552	116,26	5.320	10:50:46.222
3 -	32.895	28.629	40.242	29.884	218,7	2:11.650	117,93	3.418	10:52:57.872
4 -	32.644	28.227	39.799	29.950	211,7	2:10.620	118,87	2.388	10:55:08.492
5 -	32.446	28.280	39.091	29.808	216,3	2:09.625 <b>(2)</b>	119,78	1.393	10:57:18.117
6 -	32.188	28.221	40.857	IN PIT	220,0	6:03.193 <b>P</b>	42,75	3:54.961	11:03:21.310
7 -	OUTLAP	29.161	40.488	30.789	167,7	2:18.423	112,16	10.191	11:05:39.733
8 -	32.494	28.216	39.082	29.920	215,2	2:09.712	119,70	1.480	11:07:49.445
9 -	32.156	28.921	40.528	30.073	222,4	2:11.678	117,91	3.446	11:10:01.123
10 -	41.684	28.768	39.497	30.012	231,5	2:19.961	110,93	11.729	11:12:21.084
11 -	32.689	28.193	39.120	29.693	216,3	2:09.695 <b>(3)</b>	119,71	1.463	11:14:30.779
12 -	32.028	28.044	38.216	29.944	221,2	2:08.232 <b>(1)</b>	121,08		11:16:39.011

<b>P6 10 SS600NC LEUNGO KITLANO GAOREKWE</b>		<b>- I+DENT RACING TEAM</b>							
IDEAL LAP TIME : 2:07.916		BEST LAP TIME : 2:08.430		DIFFERENCE : 0.514					
LAP	SECTOR 1	SECTOR 2	SECTOR 3	SECTOR 4	SPEED TRAP	LAP TIME	KPH	DIFF	TIME OF DAY
1 -	OUTLAP	29.241	42.307	30.449	165,0	2:21.268	109,91	12.838	10:47:26.272
2 -	32.934	28.499	40.007	29.926	217,5	2:11.366	118,19	2.936	10:49:37.638
3 -	40.068	28.262	2:51.279	IN PIT	179,1	16:39.227 <b>P</b>	15,53	14:30.797	11:06:16.865
4 -	OUTLAP	29.767	46.199	30.543	169,9	2:25.140	106,97	16.710	11:08:42.005
5 -	31.983	28.431	39.321	30.377	221,2	2:10.112 <b>(3)</b>	119,33	1.682	11:10:52.117
6 -	31.247	28.513	38.545	30.125	227,5	2:08.430 <b>(1)</b>	120,89		11:13:00.547
7 -	31.465	28.198	40.085	30.185	218,7	2:09.933 <b>(2)</b>	119,49	1.503	11:15:10.480

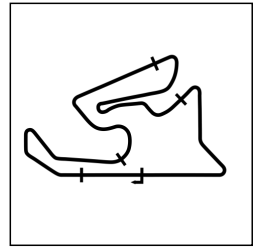
<b>P7 73 STCK600 JACOPO CRETARO</b>		<b>- PS RACING TEAM</b>							
IDEAL LAP TIME : 2:09.322		BEST LAP TIME : 2:09.532		DIFFERENCE : 0.210					
LAP	SECTOR 1	SECTOR 2	SECTOR 3	SECTOR 4	SPEED TRAP	LAP TIME	KPH	DIFF	TIME OF DAY
1 -	OUTLAP	31.885	43.769	32.377	59,6	2:34.916	100,22	25.384	10:50:10.038
2 -	35.220	30.525	41.733	31.068	182,4	2:18.546	112,06	9.014	10:52:28.584
3 -	34.050	29.387	40.255	30.476	190,3	2:14.168	115,72	4.636	10:54:42.752
4 -	33.176	28.958	39.637	30.392	202,0	2:12.163	117,48	2.631	10:56:54.915
5 -	32.891	28.581	38.919	30.036	207,3	2:10.427 <b>(2)</b>	119,04	0.895	10:59:05.342
6 -	34.769	28.647	39.257	30.244	205,1	2:12.917	116,81	3.385	11:01:18.259
7 -	32.886	28.207	38.565	29.874	204,1	2:09.532 <b>(1)</b>	119,86		11:03:27.791
8 -	32.676	28.358	39.669	IN PIT	201,0	5:05.249 <b>P</b>	50,86	2:55.717	11:08:33.040
9 -	OUTLAP	30.212	40.673	32.664	86,8	2:30.152	103,40	20.620	11:11:03.192
10 -	33.449	28.816	38.904	29.917	193,1	2:11.086 <b>(3)</b>	118,44	1.554	11:13:14.278



# ESBK - Campeonato de España de Superbikes

## ESBK - Supersport NG

### Cronometrado - SECTOR ANALYSIS



SECTOR 1 = FL to I1, SECTOR 2 = I1 to I2 SECTOR 3 = I2 to I3, SECTOR 4 = I3 to FL, DIFF = Difference To Personal Best Lap, P = Crossed Finish Line in Pit Lane

P8		16 SS600NC ALVARO FUERTES				- PS RACING			
IDEAL LAP TIME : 2:09.534		BEST LAP TIME : 2:09.534		DIFFERENCE : 0.000					
LAP	SECTOR 1	SECTOR 2	SECTOR 3	SECTOR 4	SPEED TRAP	LAP TIME	KPH	DIFF	TIME OF DAY
1 -	OUTLAP	30.998		IN PIT	167,7	17:48.994	P 14,52	15:39.460	11:03:24.572
2 -	OUTLAP	30.859	42.539	31.587	107,3	2:25.628	106,61	16.094	11:05:50.200
3 -	34.198	29.186	41.616	30.808	203,0	2:15.808	114,32	6.274	11:08:06.008
4 -	33.545	28.700	41.368	30.741	202,0	2:14.354	115,56	4.820	11:10:20.362
5 -	33.343	29.204	40.651	30.337	208,4	2:13.535	(3) 116,27	4.001	11:12:33.897
6 -	33.129	28.858	40.159	30.065	208,4	2:12.211	(2) 117,43	2.677	11:14:46.108
7 -	32.735	28.226	38.740	29.833	207,3	2:09.534	(1) 119,86		11:16:55.642

P9		47 STCK600 TIBOR ERIK VARGA				YAMAHA -			
IDEAL LAP TIME : 2:09.476		BEST LAP TIME : 2:09.771		DIFFERENCE : 0.295					
LAP	SECTOR 1	SECTOR 2	SECTOR 3	SECTOR 4	SPEED TRAP	LAP TIME	KPH	DIFF	TIME OF DAY
1 -	OUTLAP	32.698	44.459	32.444	160,3	2:29.930	103,56	20.159	10:48:43.141
2 -	35.401	29.984	41.464	31.287	180,8	2:18.136	112,40	8.365	10:51:01.277
3 -	34.256	29.447	40.586	30.675	183,3	2:14.964	115,04	5.193	10:53:16.241
4 -	33.740	28.957	40.567	31.108	193,1	2:14.372	115,55	4.601	10:55:30.613
5 -	33.570	28.848	40.345	30.729	201,0	2:13.492	116,31	3.721	10:57:44.105
6 -	33.335	28.756	39.983	30.119	205,1	2:12.193	117,45	2.422	10:59:56.298
7 -	33.572	28.496	39.411	30.293	194,1	2:11.772	117,83	2.001	11:02:08.070
8 -	33.225	28.407	39.728	30.034	204,1	2:11.394	(3) 118,16	1.623	11:04:19.464
9 -	32.961	28.499	39.443	30.339	202,0	2:11.242	(2) 118,30	1.471	11:06:30.706
10 -	32.789	27.884	39.037	30.061	198,9	2:09.771	(1) 119,64		11:08:40.477
11 -	32.521	28.801	42.911	IN PIT	205,1	4:46.708	P 54,15	2:36.937	11:13:27.185
12 -	OUTLAP	32.040	42.381	32.395	152,8	2:27.555	105,22	17.784	11:15:54.740

P10		80 SS600NC MOHAMMED BINLADIN				- TEAM SPEED RACING			
IDEAL LAP TIME : 2:09.425		BEST LAP TIME : 2:10.365		DIFFERENCE : 0.940					
LAP	SECTOR 1	SECTOR 2	SECTOR 3	SECTOR 4	SPEED TRAP	LAP TIME	KPH	DIFF	TIME OF DAY
1 -	OUTLAP	36.870	46.792	IN PIT	87,8	3:36.879	P 71,59	1:26.514	10:49:21.049
2 -	OUTLAP	30.861	43.162	31.759	154,0	2:25.826	106,47	15.461	10:51:46.875
3 -	34.287	29.173	39.955	30.961	195,0	2:14.376	115,54	4.011	10:54:01.251
4 -	34.466	28.860	40.877	IN PIT	201,0	3:29.989	P 73,94	1:19.624	10:57:31.240
5 -	OUTLAP	29.502	40.060	30.916	162,9	2:19.710	111,13	9.345	10:59:50.950
6 -	32.991	28.646	40.024	30.239	214,0	2:11.900	(3) 117,71	1.535	11:02:02.850
7 -	34.020	28.240	39.339	30.400	200,0	2:11.999	117,62	1.634	11:04:14.849
8 -	32.572	28.180	39.211	30.402	205,1	2:10.365	(1) 119,10		11:06:25.214
9 -	32.195	28.435	39.898	31.047	221,2	2:11.575	(2) 118,00	1.210	11:08:36.789
10 -	33.004	29.030	39.488	31.245	197,0	2:12.767	116,94	2.402	11:10:49.556

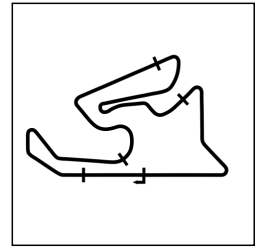
  

P11		66 STCK600 SERGIO GARCIA				- EASYRACE TEAM			
IDEAL LAP TIME : 2:10.490		BEST LAP TIME : 2:10.490		DIFFERENCE : 0.000					
LAP	SECTOR 1	SECTOR 2	SECTOR 3	SECTOR 4	SPEED TRAP	LAP TIME	KPH	DIFF	TIME OF DAY
1 -	OUTLAP	31.121	42.255	31.852	141,9	2:26.933	105,67	16.443	10:48:11.888
2 -	33.588	29.014	40.339	30.518	206,2	2:13.459	(2) 116,34	2.969	10:50:25.347
3 -	32.479	28.695	39.293	30.023	211,7	2:10.490	(1) 118,98		10:52:35.837
4 -	1:03.466	35.157	55.568	IN PIT	211,7	11:52.867	P 21,78	9:42.377	11:04:28.704
5 -	OUTLAP	31.102	45.018	33.197	88,5	2:36.254	99,36	25.764	11:07:04.958
6 -	35.396	30.192	42.949	31.725	196,0	2:20.262	110,69	9.772	11:09:25.220
7 -	34.996	30.054	42.295	31.527	198,9	2:18.872	111,80	8.382	11:11:44.092
8 -	33.743	29.408	41.645	30.794	209,5	2:15.590	114,51	5.100	11:13:59.682
9 -	33.770	29.219	40.687	30.500	207,3	2:14.176	(3) 115,71	3.686	11:16:13.858

# ESBK - Campeonato de España de Superbikes

## ESBK - Supersport NG

### Cronometrado - SECTOR ANALYSIS



SECTOR 1 = FL to I1, SECTOR 2 = I1 to I2 SECTOR 3 = I2 to I3, SECTOR 4 = I3 to FL, DIFF = Difference To Personal Best Lap, P = Crossed Finish Line in Pit Lane

P12 67 STCK600 GON ALO CAPOTE DA SILVA					YAMAHA - EASYRACE TEAM				
IDEAL LAP TIME : 2:11.357		BEST LAP TIME : 2:11.689		DIFFERENCE : 0.332					
LAP	SECTOR 1	SECTOR 2	SECTOR 3	SECTOR 4	SPEED TRAP	LAP TIME	KPH	DIFF	TIME OF DAY
1 -	OUTLAP	30.699	43.361	32.589	131,5	2:30.766	102,98	19.077	10:47:58.400
2 -	35.193	29.743	41.896	31.900	186,7	2:18.732	111,91	7.043	10:50:17.132
3 -	34.990	29.697	41.051	31.509	177,5	2:17.247	113,13	5.558	10:52:34.379
4 -	34.051	29.095	40.335	30.854	187,6	2:14.335	115,58	2.646	10:54:48.714
5 -	35.428	29.137	40.469	31.185	185,9	2:16.219	113,98	4.530	10:57:04.933
6 -	34.491	29.021	40.087	30.817	185,9	2:14.416	115,51	2.727	10:59:19.349
7 -	34.604	28.561	40.005	30.637	181,6	2:13.807	116,03	2.118	11:01:33.156
8 -	33.915	28.858	40.061	30.793	190,3	2:13.627	116,19	1.938	11:03:46.783
9 -	33.811	28.586	40.128	30.894	184,1	2:13.419	116,37	1.730	11:06:00.202
10 -	33.919	28.644	39.747	30.955	185,0	2:13.265 (3)	116,51	1.576	11:08:13.467
11 -	33.577	28.697	39.703	32.693	185,0	2:14.670	115,29	2.981	11:10:28.137
12 -	33.234	28.416	40.079	32.049	203,0	2:13.778	116,06	2.089	11:12:41.915
13 -	33.244	28.293	39.294	30.858	195,0	2:11.689 (1)	117,90		11:14:53.604
14 -	33.155	28.951	39.304	30.615	198,0	2:12.025 (2)	117,60	0.336	11:17:05.629

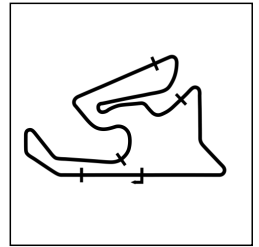
P13 91 STCK600 TAIYO AKSU					YAMAHA - ARCO SASH MOTOR UNIVERSITY TEA				
IDEAL LAP TIME : 2:11.798		BEST LAP TIME : 2:11.914		DIFFERENCE : 0.116					
LAP	SECTOR 1	SECTOR 2	SECTOR 3	SECTOR 4	SPEED TRAP	LAP TIME	KPH	DIFF	TIME OF DAY
1 -	OUTLAP	1:04.521	57.145	IN PIT	152,3	13:00.857 P	19,88	10:48.943	10:58:56.240
2 -	OUTLAP	31.932	41.193	31.492	96,8	2:27.009	105,61	15.095	11:01:23.249
3 -	33.973	29.966	41.331	31.336	194,1	2:16.606	113,66	4.692	11:03:39.855
4 -	33.534	30.492	41.224	31.419	207,3	2:16.669	113,60	4.755	11:05:56.524
5 -	33.572	29.877	40.388	31.037	207,3	2:14.874 (3)	115,12	2.960	11:08:11.398
6 -	33.424	29.508	40.099	32.838	203,0	2:15.869	114,27	3.955	11:10:27.267
7 -	32.952	29.009	40.239	31.376	208,4	2:13.576 (2)	116,23	1.662	11:12:40.843
8 -	33.068	28.710	39.523	30.613	209,5	2:11.914 (1)	117,70		11:14:52.757
9 -	38.265	32.077	41.181	31.712	210,6	2:23.235	108,40	11.321	11:17:15.992

P14 33 SS600NG FILIP REHACEK					YAMAHA - NEW2 PROJECT				
IDEAL LAP TIME : 2:12.413		BEST LAP TIME : 2:12.595		DIFFERENCE : 0.182					
LAP	SECTOR 1	SECTOR 2	SECTOR 3	SECTOR 4	SPEED TRAP	LAP TIME	KPH	DIFF	TIME OF DAY
1 -	OUTLAP	31.440	43.529	31.607	148,3	2:31.116	102,74	18.521	10:47:51.586
2 -	35.480	29.700	42.384	31.667	177,5	2:19.231	111,51	6.636	10:50:10.817
3 -	35.053	30.398	41.710	31.109	172,1	2:18.270	112,29	5.675	10:52:29.087
4 -	34.586	29.391	41.790	30.740	182,4	2:16.507	113,74	3.912	10:54:45.594
5 -	33.997	29.176	41.553	30.928	191,3	2:15.654	114,45	3.059	10:57:01.248
6 -	34.651	29.434	41.452	31.118	195,0	2:16.655	113,62	4.060	10:59:17.903
7 -	37.812	29.972	42.875	IN PIT	182,4	5:58.307 P	43,33	3:45.712	11:05:16.210
8 -	OUTLAP	30.264	42.600	31.639	145,0	2:27.778	105,06	15.183	11:07:43.988
9 -	34.935	30.200	41.892	31.039	185,9	2:18.066	112,45	5.471	11:10:02.054
10 -	34.432	28.988	41.065	31.149	190,3	2:15.634 (3)	114,47	3.039	11:12:17.688
11 -	34.195	28.998	40.728	30.426	195,0	2:14.347 (2)	115,57	1.752	11:14:32.035
12 -	33.522	28.465	40.000	30.608	207,3	2:12.595 (1)	117,09		11:16:44.630

# ESBK - Campeonato de España de Superbikes

## ESBK - Supersport NG

### Cronometrado - SECTOR ANALYSIS



SECTOR 1 = FL to I1, SECTOR 2 = I1 to I2 SECTOR 3 = I2 to I3, SECTOR 4 = I3 to FL, DIFF = Difference To Personal Best Lap, P = Crossed Finish Line in Pit Lane

<b>P15 9 SS600NG SIMON JESPERSEN</b>		<b>YAMAHA - TEAM SCANDINAVIA</b>							
IDEAL LAP TIME : 2:11.822		BEST LAP TIME : 2:12.662		DIFFERENCE : 0.840					
LAP	SECTOR 1	SECTOR 2	SECTOR 3	SECTOR 4	SPEED TRAP	LAP TIME	KPH	DIFF	TIME OF DAY
1 -	OUTLAP	34.672	45.329	33.803	141,4	2:36.244	99,37	23.582	10:48:55.339
2 -	37.709	32.821	43.887	32.929	164,3	2:27.346	105,37	14.684	10:51:22.685
3 -	36.133	30.803	43.615	32.169	177,5	2:22.720	108,79	10.058	10:53:45.405
4 -	34.978	30.410	41.539	32.610	185,0	2:19.537	111,27	6.875	10:56:04.942
5 -	34.596	30.337	40.926	31.484	182,4	2:17.343	113,05	4.681	10:58:22.285
6 -	34.238	29.722	41.029	31.227	190,3	2:16.216	113,98	3.554	11:00:38.501
7 -	33.962	29.508	40.369	31.048	193,1	2:14.887 (3)	115,10	2.225	11:02:53.388
8 -	33.739	30.146	40.427	30.922	197,0	2:15.234	114,81	2.572	11:05:08.622
9 -	33.562	29.677	40.281	30.792	201,0	2:14.312 (2)	115,60	1.650	11:07:22.934
10 -	33.631	28.748	39.887	30.396	195,0	2:12.662 (1)	117,04		11:09:35.596
11 -	32.879	28.660	44.473	IN PIT	200,0	3:38.235 P	71,14	1:25.573	11:13:13.831
12 -	OUTLAP	30.043	40.540	30.869	154,6	2:19.371	111,40	6.709	11:15:33.202

<b>P16 81 STCK600 PAOLA RAMOS</b>		<b>YAMAHA - SUPERHUGO 44 TEAM</b>							
IDEAL LAP TIME : 2:12.713		BEST LAP TIME : 2:12.713		DIFFERENCE : 0.000					
LAP	SECTOR 1	SECTOR 2	SECTOR 3	SECTOR 4	SPEED TRAP	LAP TIME	KPH	DIFF	TIME OF DAY
1 -	OUTLAP	30.934	45.437	32.379	120,0	2:31.063	102,78	18.350	10:48:47.238
2 -	35.598	30.188	41.558	30.915	180,8	2:18.259	112,30	5.546	10:51:05.497
3 -	34.749	29.635	41.246	31.312	187,6	2:16.942	113,38	4.229	10:53:22.439
4 -	34.326	29.738	41.443	30.902	204,1	2:16.409 (3)	113,82	3.696	10:55:38.848
5 -	33.240	29.030	40.085	30.358	203,0	2:12.713 (1)	116,99		10:57:51.561
6 -	33.749	29.163	40.531	30.535	207,3	2:13.978 (2)	115,89	1.265	11:00:05.539
7 -	33.381	29.252	40.704	IN PIT	223,7	5:41.260 P	45,49	3:28.547	11:05:46.799
8 -	OUTLAP	30.454	42.320	32.030	138,9	2:26.863	105,72	14.150	11:08:13.662
9 -	34.653	29.381	41.439	32.842	179,1	2:18.315	112,25	5.602	11:10:31.977
10 -	35.821	29.680	40.481	31.003	183,3	2:16.985	113,34	4.272	11:12:48.962
11 -	35.890	32.496	44.518	34.519	193,1	2:27.423	105,32	14.710	11:15:16.385

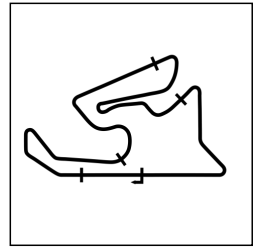
<b>P17 57 STCK600 FRANCISCO JAVIER PALOMERA</b>		<b>YAMAHA - CERBA PROMORACING TEAM</b>							
IDEAL LAP TIME : 2:12.040		BEST LAP TIME : 2:13.188		DIFFERENCE : 1.148					
LAP	SECTOR 1	SECTOR 2	SECTOR 3	SECTOR 4	SPEED TRAP	LAP TIME	KPH	DIFF	TIME OF DAY
1 -	OUTLAP	34.893	46.252	IN PIT	141,9	8:56.773 P	28,92	6:43.585	10:54:02.942
2 -	OUTLAP	31.152	42.240	32.119	139,9	2:30.127	103,42	16.939	10:56:33.069
3 -	36.711	30.450	41.215	32.131	171,4	2:20.507	110,50	7.319	10:58:53.576
4 -	35.456	29.247	40.431	31.324	182,4	2:16.458 (3)	113,78	3.270	11:01:10.034
5 -	34.265	29.856	39.216	31.022	197,0	2:14.359 (2)	115,56	1.171	11:03:24.393
6 -	33.742	28.926	39.660	30.860	201,0	2:13.188 (1)	116,57		11:05:37.581

<b>P18 37 SS600NG MAURO GONZALEZ</b>		<b>- TEAM SPEED RACING</b>							
IDEAL LAP TIME : 2:12.517		BEST LAP TIME : 2:13.566		DIFFERENCE : 1.049					
LAP	SECTOR 1	SECTOR 2	SECTOR 3	SECTOR 4	SPEED TRAP	LAP TIME	KPH	DIFF	TIME OF DAY
1 -	OUTLAP	30.518	42.737	31.499	160,9	2:24.102	107,74	10.536	10:48:05.200
2 -	34.240	29.728	41.561	30.736	201,0	2:16.265	113,94	2.699	10:50:21.465
3 -	33.238	29.211	40.622	30.495	203,0	2:13.566 (1)	116,24		10:52:35.031
4 -	34.062	28.979	40.653	30.686	204,1	2:14.380 (3)	115,54	0.814	10:54:49.411
5 -	34.753	29.610	40.561	30.947	196,0	2:15.871	114,27	2.305	10:57:05.282
6 -	34.441	29.197	40.161	30.468	191,3	2:14.267 (2)	115,64	0.701	10:59:19.549
7 -	34.721	29.153	40.256	IN PIT	176,0	6:19.804 P	40,88	4:06.238	11:05:39.353
8 -	OUTLAP	29.871	40.810	30.541	81,9	2:23.787	107,98	10.221	11:08:03.140

# ESBK - Campeonato de España de Superbikes

## ESBK - Supersport NG

### Cronometrado - SECTOR ANALYSIS



SECTOR 1 = FL to I1, SECTOR 2 = I1 to I2 SECTOR 3 = I2 to I3, SECTOR 4 = I3 to FL, DIFF = Difference To Personal Best Lap, P = Crossed Finish Line in Pit Lane

<b>P19 58 STCK600 JOSE LUIS ARMARIO</b>		<b>YAMAHA - SUPERHUGO 44 TEAM</b>							
IDEAL LAP TIME : 2:13.717		BEST LAP TIME : 2:13.782		DIFFERENCE : 0.065					
LAP	SECTOR 1	SECTOR 2	SECTOR 3	SECTOR 4	SPEED TRAP	LAP TIME	KPH	DIFF	TIME OF DAY
1 -	OUTLAP	34.216	44.923	32.785	141,4	2:34.976	100,18	21.194	10:48:53.270
2 -	36.090	30.106	41.770	31.093	183,3	2:19.059	111,65	5.277	10:51:12.329
3 -	33.823	29.258	40.657	31.693	203,0	2:15.431 (2)	114,64	1.649	10:53:27.760
4 -	33.418	30.585	47.555	IN PIT	187,6	6:14.579 P	41,45	4:00.797	10:59:42.339
5 -	OUTLAP	31.910	43.008	32.610	130,2	2:35.548	99,81	21.766	11:02:17.887
6 -	34.432	30.072	41.599	31.141	187,6	2:17.244 (3)	113,13	3.462	11:04:35.131
7 -	33.463	29.093	40.567	30.659	201,0	2:13.782 (1)	116,06		11:06:48.913
8 -	33.398	29.351	41.046	IN PIT	205,1	3:13.997 P	80,03	1:00.215	11:10:02.910
9 -	OUTLAP	30.739	46.636	35.172	88,9	2:41.219	96,30	27.437	11:12:44.129
10 -	36.712	30.046	41.683	31.974	179,1	2:20.415	110,57	6.633	11:15:04.544

<b>P20 88 SS600NG SVIATOSLAV PYLYPENKO</b>		<b>YAMAHA - ANDOTRANS TEAM TORRENT</b>							
IDEAL LAP TIME : 2:14.256		BEST LAP TIME : 2:14.256		DIFFERENCE : 0.000					
LAP	SECTOR 1	SECTOR 2	SECTOR 3	SECTOR 4	SPEED TRAP	LAP TIME	KPH	DIFF	TIME OF DAY
1 -	OUTLAP	35.073	47.129	33.961	138,9	2:39.544	97,31	25.288	10:49:00.834
2 -	36.207	31.932	43.273	32.013	189,4	2:23.425	108,25	9.169	10:51:24.259
3 -	35.181	31.152	41.648	31.626	185,9	2:19.607	111,21	5.351	10:53:43.866
4 -	34.576	30.667	41.846	31.454	197,0	2:18.543	112,07	4.287	10:56:02.409
5 -	34.689	30.290	41.412	31.219	201,0	2:17.610	112,83	3.354	10:58:20.019
6 -	34.131	29.995	40.996	31.178	198,9	2:16.300	113,91	2.044	11:00:36.319
7 -	34.192	29.941	40.931	31.127	200,0	2:16.191 (3)	114,00	1.935	11:02:52.510
8 -	34.134	29.657	40.731	30.736	201,0	2:15.258 (2)	114,79	1.002	11:05:07.768
9 -	33.955	29.589	40.099	30.613	198,0	2:14.256 (1)	115,65		11:07:22.024
10 -	51.432	33.183	49.807	IN PIT	203,0	5:01.088 P	51,56	2:46.832	11:12:23.112
11 -	OUTLAP	31.121	41.777	31.431	128,1	2:27.878	104,99	13.622	11:14:50.990
12 -	35.048	30.235	40.895	31.088	176,7	2:17.266	113,11	3.010	11:17:08.256

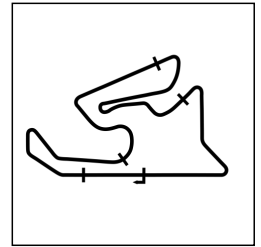
<b>P21 61 STCK600 JAVIER DEL OLMO</b>		<b>KAWASAKI - KAWASAKI PALMETO PLRACING</b>							
IDEAL LAP TIME : 2:14.353		BEST LAP TIME : 2:15.042		DIFFERENCE : 0.689					
LAP	SECTOR 1	SECTOR 2	SECTOR 3	SECTOR 4	SPEED TRAP	LAP TIME	KPH	DIFF	TIME OF DAY
1 -	OUTLAP	30.267	42.645	32.418	119,2	2:27.591	105,20	12.549	10:48:18.458
2 -	35.432	29.682	41.273	31.468	185,0	2:17.855	112,63	2.813	10:50:36.313
3 -	34.417	29.566	41.905	31.131	190,3	2:17.019	113,31	1.977	10:52:53.332
4 -	34.908	29.324	40.830	31.476	194,1	2:16.538	113,71	1.496	10:55:09.870
5 -	33.749	29.006	41.306	30.981	197,0	2:15.042 (1)	114,97		10:57:24.912
6 -	34.334	29.252	40.617	31.524	204,1	2:15.727 (2)	114,39	0.685	10:59:40.639
7 -	36.608	29.617	42.673	32.211	190,3	2:21.109	110,03	6.067	11:02:01.748
8 -	35.253	30.065	42.524	IN PIT	193,1	5:32.210 P	46,73	3:17.168	11:07:33.958
9 -	OUTLAP	30.098	42.180	32.004	103,9	2:27.741	105,09	12.699	11:10:01.699
10 -	35.086	29.784	41.155	31.598	201,0	2:17.623	112,82	2.581	11:12:19.322
11 -	35.237	29.355	41.171	32.282	177,5	2:18.045	112,47	3.003	11:14:37.367
12 -	34.159	29.057	40.805	31.863	202,0	2:15.884 (3)	114,26	0.842	11:16:53.251

<b>P22 98 STCK600 CHANON INTA</b>		<b>YAMAHA -</b>							
IDEAL LAP TIME : 2:15.901		BEST LAP TIME : 2:16.215		DIFFERENCE : 0.314					
LAP	SECTOR 1	SECTOR 2	SECTOR 3	SECTOR 4	SPEED TRAP	LAP TIME	KPH	DIFF	TIME OF DAY
1 -	OUTLAP	32.141	45.148	33.237	132,0	2:31.653	102,38	15.438	10:49:14.473
2 -	35.921	31.149	43.311	32.409	182,4	2:22.790	108,73	6.575	10:51:37.263
3 -	35.998	31.013	43.785	32.496	176,7	2:23.292	108,35	7.077	10:54:00.555
4 -	37.339	31.291	43.463	33.268	197,0	2:25.361	106,81	9.146	10:56:25.916
5 -	35.228	30.521	42.790	32.637	193,1	2:21.176	109,98	4.961	10:58:47.092
6 -	35.026	30.760	42.996	32.578	196,0	2:21.360	109,83	5.145	11:01:08.452
7 -	35.095	30.645	42.244	32.055	195,0	2:20.039	110,87	3.824	11:03:28.491
8 -	40.589	36.544	43.946	IN PIT	185,9	4:04.012 P	63,63	1:47.797	11:07:32.503
9 -	OUTLAP	31.263	46.080	32.698	100,5	2:35.931	99,57	19.716	11:10:08.434
10 -	34.147	30.128	41.715	31.637	203,0	2:17.627 (2)	112,81	1.412	11:12:26.061
11 -	34.362	30.323	41.873	31.430	196,0	2:17.988 (3)	112,52	1.773	11:14:44.049
12 -	34.461	29.665	40.947	31.142	186,7	2:16.215 (1)	113,98		11:17:00.264

# ESBK - Campeonato de España de Superbikes

## ESBK - Supersport NG

### Cronometrado - SECTOR ANALYSIS



SECTOR 1 = FL to I1, SECTOR 2 = I1 to I2 SECTOR 3 = I2 to I3, SECTOR 4 = I3 to FL, DIFF = Difference To Personal Best Lap, P = Crossed Finish Line in Pit Lane

<b>P23 7 STCK600 DIEGO HERNANDO</b>		<b>YAMAHA - ARCO SASH MOTOR UNIVERSITY TEA</b>							
IDEAL LAP TIME : 2:16.960		BEST LAP TIME : 2:17.012		DIFFERENCE : 0.052					
LAP	SECTOR 1	SECTOR 2	SECTOR 3	SECTOR 4	SPEED TRAP	LAP TIME	KPH	DIFF	TIME OF DAY
1 -	OUTLAP	33.259	45.172	33.529	155,2	2:32.824	101,59	15.812	10:48:34.552
2 -	38.327	31.919	45.267	32.935	158,4	2:28.448	104,59	11.436	10:51:03.000
3 -	37.635	31.231	43.724	32.117	160,3	2:24.707	107,29	7.695	10:53:27.707
4 -	36.230	30.965	43.287	32.833	171,4	2:23.315	108,34	6.303	10:55:51.022
5 -	36.651	31.674	43.364	32.658	162,2	2:24.347	107,56	7.335	10:58:15.369
6 -	36.154	30.665	42.379	32.099	171,4	2:21.297 (3)	109,88	4.285	11:00:36.666
7 -	37.218	32.231	43.707	IN PIT	178,3	6:24.747 P	40,35	4:07.735	11:07:01.413
8 -	OUTLAP	32.942	45.838	IN PIT	142,4	2:54.985 P	88,73	37.973	11:09:56.398
9 -	OUTLAP	30.666	42.095	31.585	79,8	2:28.268	104,72	11.256	11:12:24.666
10 -	35.215	30.288	41.929	31.382	181,6	2:18.814 (2)	111,85	1.802	11:14:43.480
11 -	34.501	29.384	41.693	31.434	185,0	2:17.012 (1)	113,32		11:17:00.492

<b>P24 42 STCK600 VLADISLAV GORDEICHUK</b>		<b>YAMAHA - ILUSION RACING</b>							
IDEAL LAP TIME : 2:18.923		BEST LAP TIME : 2:19.546		DIFFERENCE : 0.623					
LAP	SECTOR 1	SECTOR 2	SECTOR 3	SECTOR 4	SPEED TRAP	LAP TIME	KPH	DIFF	TIME OF DAY
1 -	OUTLAP	31.124	45.793	32.825	147,2	2:31.431	102,53	11.885	10:48:15.328
2 -	35.737	29.879	41.742	32.188	182,4	2:19.546 (1)	111,26		10:50:34.874
3 -	40.996	30.342	41.853	32.326	198,0	2:25.517 (2)	106,70	5.971	10:53:00.391
4 -	35.114	30.030	42.751	IN PIT	191,3	16:34.380 P	15,61	14:14.834	11:09:34.771
5 -	OUTLAP	33.402	46.916	34.574	115,7	2:43.404	95,02	23.858	11:12:18.175
6 -	38.892	31.668	46.414	35.305	175,2	2:32.279 (3)	101,96	12.733	11:14:50.454
7 -	39.605	35.360	45.932	33.702	180,8	2:34.599	100,43	15.053	11:17:25.053

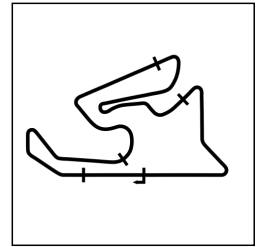
<b>P25 60 STCK600 ISAAC RUIVINHO MARTINS ROSA</b>		<b>YAMAHA - TEAM MOTOCUBO LOUL</b>							
IDEAL LAP TIME : 2:19.635		BEST LAP TIME : 2:20.963		DIFFERENCE : 1.328					
LAP	SECTOR 1	SECTOR 2	SECTOR 3	SECTOR 4	SPEED TRAP	LAP TIME	KPH	DIFF	TIME OF DAY
1 -	OUTLAP	32.261	44.751	32.682	135,6	2:33.490	101,15	12.527	10:47:41.792
2 -	35.996	31.158	43.241	32.002	191,3	2:22.397	109,03	1.434	10:50:04.189
3 -	36.278	30.750	43.549	31.716	180,8	2:22.293	109,11	1.330	10:52:26.482
4 -	35.283	30.652	43.163	32.000	192,2	2:21.098 (2)	110,04	0.135	10:54:47.580
5 -	37.161	31.755	46.660	IN PIT	179,1	8:18.445 P	31,15	5:57.482	11:03:06.025
6 -	OUTLAP	31.733	43.915	33.093	63,8	2:38.858	97,74	17.895	11:05:44.883
7 -	35.933	31.187	43.157	32.738	182,4	2:23.015	108,56	2.052	11:08:07.898
8 -	36.023	30.915	43.468	33.091	181,6	2:23.497	108,20	2.534	11:10:31.395
9 -	36.187	31.678	42.414	31.801	180,0	2:22.080 (3)	109,28	1.117	11:12:53.475
10 -	35.583	30.222	42.616	32.542	188,5	2:20.963 (1)	110,14		11:15:14.438

<b>P26 17 STCK600 TYMUR KOSTIN</b>		<b>YAMAHA -</b>							
IDEAL LAP TIME : 2:22.304		BEST LAP TIME : 2:22.743		DIFFERENCE : 0.439					
LAP	SECTOR 1	SECTOR 2	SECTOR 3	SECTOR 4	SPEED TRAP	LAP TIME	KPH	DIFF	TIME OF DAY
1 -	OUTLAP	32.556	44.409	33.121	122,9	2:36.022	99,51	13.279	10:47:42.540
2 -				IN PIT	177,5	12:41.091 P	20,40	10:18.348	11:00:23.631
3 -	OUTLAP	33.937	45.987	34.322	109,3	2:49.954	91,35	27.211	11:03:13.585
4 -	37.592	31.733	43.944	32.952	172,9	2:26.221 (2)	106,18	3.478	11:05:39.806
5 -	36.420	31.043	43.003	32.277	181,6	2:22.743 (1)	108,77		11:08:02.549

# ESBK - Campeonato de España de Superbikes

## ESBK - Supersport NG

### Cronometrado - SECTOR ANALYSIS



SECTOR 1 = FL to I1, SECTOR 2 = I1 to I2 SECTOR 3 = I2 to I3, SECTOR 4 = I3 to FL, DIFF = Difference To Personal Best Lap, P = Crossed Finish Line in Pit Lane

<b>P27 49 STCK600 JAVIER APARISI</b>		<b>- ADN VG RACING</b>							
IDEAL LAP TIME : 2:27.820		BEST LAP TIME : 2:28.436		DIFFERENCE : 0.616					
LAP	SECTOR 1	SECTOR 2	SECTOR 3	SECTOR 4	SPEED TRAP	LAP TIME	KPH	DIFF	TIME OF DAY
1 -	OUTLAP	32.640	45.332	33.778	111,5	2:37.961	98,29	9.525	10:49:36.883
2 -	37.987	32.622	45.924	33.154	165,6	2:29.687 <b>(2)</b>	103,72	1.251	10:52:06.570
3 -	37.204	32.436	45.026	33.770	182,4	2:28.436 <b>(1)</b>	104,60		10:54:35.006
4 -	38.579	32.703	45.582	34.637	162,9	2:31.501 <b>(3)</b>	102,48	3.065	10:57:06.507
5 -	38.550	32.582	47.261	34.453	166,3	2:32.846	101,58	4.410	10:59:39.353
6 -	37.911	32.776	53.897	35.954	185,9	2:40.538	96,71	12.102	11:02:19.891
7 -	39.289	33.320	48.711	IN PIT	158,4	5:03.748 <b>P</b>	51,11	2:35.312	11:07:23.639
8 -	OUTLAP	34.743	47.895	34.783	122,9	2:46.879	93,04	18.443	11:10:10.518
9 -	38.472	32.915	46.569	34.352	163,6	2:32.308	101,94	3.872	11:12:42.826
10 -	38.639	32.644	46.778	34.593	167,0	2:32.654	101,71	4.218	11:15:15.480

# ESBK - Campeonato de España de Superbikes

## ESBK - Supersport NG

### Cronometrado - STATISTICS

**Competitors Started** 27  
**Planned Start** 2024-10-26 @ 10:45:00.000  
**Actual Start** 2024-10-26 @ 10:45:00.000  
**Finish Time** 2024-10-26 @ 11:15:00.000  
**Track Length** 4,313km  
**Total Laps** 277  
**Total Distance Covered** 1194,701km

### Session Fastest Lap History

NO	CL	NAME	LAP TIME	TIME OF DAY	LAP	VEHICLE
38	SS600NG	JUAN RODRIGUEZ	2:02.765	10:49:22.523	2	
38	SS600NG	JUAN RODRIGUEZ	2:01.686	11:06:32.173	8	
38	SS600NG	JUAN RODRIGUEZ	2:01.345	11:10:36.363	10	
38	SS600NG	JUAN RODRIGUEZ	2:00.613	11:16:44.657	13	

### Flag History

TYPE	TIME OF DAY
GREEN	10:45:00.000
FINISH	11:15:00.000

### Flag Statistics

TYPE	COUNT	TOTAL LAPS	TOTAL TIME
Green	1	14	34:49.444
Red	0	0	0.000
Safety Car	0	0	0.000
FCY	0	0	0.000

# ESBK - Campeonato de España de Superbikes

## ESBK - Supersport NG

### Cronometrado - STATISTICS

CLASS : SS600NG

10 Starters

#### Fastest Lap History

NO	NAME	LAP TIME	TIME OF DAY	LAP	VEHICLE
38	JUAN RODRIGUEZ	<b>2:02.765</b>	10:49:22.523	2	
38	JUAN RODRIGUEZ	<b>2:01.686</b>	11:06:32.173	8	
38	JUAN RODRIGUEZ	<b>2:01.345</b>	11:10:36.363	10	
38	JUAN RODRIGUEZ	<b>2:00.613</b>	11:16:44.657	13	



# ESBK - Campeonato de España de Superbikes

## ESBK - Supersport NG

### Cronometrado - STATISTICS

CLASS : STCK600

17 Starters

#### Fastest Lap History

NO	NAME	LAP TIME	TIME OF DAY	LAP	VEHICLE
60	ISAAC RUIVINHO MARTINS ROSA	2:22.397	10:50:04.184	2	YAMAHA
67	GON ALO CAPOTE DA SILVA	2:18.732	10:50:17.126	2	YAMAHA
66	SERGIO GARCIA	2:13.459	10:50:25.341	2	
31	ALBERTO GARCIA	2:11.630	10:50:51.020	2	
66	SERGIO GARCIA	2:10.490	10:52:35.831	3	
31	ALBERTO GARCIA	2:10.031	10:53:01.050	3	
77	JOSE MANUEL OSUNA	2:09.625	10:57:18.111	5	KAWASAKI
73	JACOPO CRETARO	2:09.532	11:03:27.786	7	
31	ALBERTO GARCIA	2:09.140	11:06:30.515	6	
31	ALBERTO GARCIA	2:07.444	11:08:37.959	7	
31	ALBERTO GARCIA	2:06.705	11:12:54.426	9	