

ESBK - Campeonato de España de Superbikes
ESBK - Supersport NG
Carrera 2 - CLASSIFICATION
Race Distance: 17 Laps / 73,32 kilometers

POS	NO	CL	PIC	NAME	NAT	ENTRY	LAPS	TIME	GAP	DIFF	KPH	BEST	ON	GRD	↓↑
1	38	SS600NG	1	JUAN RODRIGUEZ	ESP	- I+DENT RACING TEAM	17	33:21.681			131,86	1:55.158	14	9	8
2	16	SS600NG	2	ALVARO FUERTES	ESP	- PS RACING	17	33:35.893	14.212	14.212	130,93	1:53.983	16	3	1
3	31	STCK600	1	ALBERTO GARCIA	ESP	- AGB31	17	33:39.027	17.346	3.134	130,73	1:55.731	17	2	-1
4	4	SS600NG	3	ERIC FERNANDEZ	ESP	- TEAM SPEED RACING	17	33:39.320	17.639	0.293	130,71	1:51.442	17	1	-3
5	43	SS600NG	4	HARRY KHOURI	AUS	YAMAHA - ANDOTRANS TEAM TORRENTO	17	33:42.814	21.133	3.494	130,48	1:56.723	15	10	5
6	10	SS600NG	5	LEUNGO KITLANO GAORZAF	-	I+DENT RACING TEAM	17	34:03.410	41.729	20.596	129,17	1:55.252	12	4	-2
7	47	STCK600	2	TIBOR ERIK VARGA	HUN	YAMAHA - ALMA RACING TEAM	17	34:20.325	58.644	16.915	128,11	1:56.958	16	5	-2
8	57	STCK600	3	FRANCISCO JAVIER PALI	ESP	YAMAHA - CERBA PROMORACING TEAM	17	34:22.831	1:01.150	2.506	127,95	1:57.158	16	18	10
9	37	SS600NG	6	MAURO GONZALEZ	ESP	- TEAM SPEED RACING	17	34:31.779	1:10.098	8.948	127,40	1:56.838	14	8	-1
10	73	STCK600	4	JACOPO CRETARO	ITA	- PS RACING TEAM	17	34:32.496	1:10.815	0.717	127,36	1:55.533	16	6	-4
11	77	STCK600	5	JOSE MANUEL OSUNA	ESP	KAWASAKI - DEZA-BOX77 RACING TEAM	17	34:41.539	1:19.858	9.043	126,80	1:56.800	16	7	-4
12	61	STCK600	6	JAVIER DEL OLMO	ESP	KAWASAKI - KAWASAKI PALMETO PLRACING	17	34:50.022	1:28.341	8.483	126,29	1:58.338	17	19	7
13	91	STCK600	7	TAIYO AKSU	AUS	YAMAHA - ARCO SASH MOTOR UNIVERSITY T	17	34:54.598	1:32.917	4.576	126,01	1:59.377	14	14	1
14	67	STCK600	8	GONÇALO CAPOTE DA SPRT	YAMAHA - EASYRACE TEAM	17	34:54.822	1:33.141	0.224	126,00	2:00.908	12	13	-1	
15	66	STCK600	9	SERGIO GARCIA	ESP	- EASYRACE TEAM	17	34:54.938	1:33.257	0.116	125,99	1:57.539	17	12	-3
16	80	SS600NG	7	MOHAMMED BINLADIN	KSA	- TEAM SPEED RACING	17	35:11.512	1:49.831	16.574	125,00	2:00.134	12	11	-5
17	33	SS600NG	8	FILIP REHACEK	CZE	YAMAHA - NEW2 PROJECT	16	33:26.453	1 Lap	1 Lap	123,81	2:01.419	16	15	-2
18	98	STCK600	10	CHANON INTA	THA	YAMAHA -	16	33:30.186	1 Lap	3.733	123,58	2:02.891	15	20	2
19	81	STCK600	11	PAOLA RAMOS	ESP	YAMAHA - SUPERHUGO 44 TEAM	16	33:36.268	1 Lap	6.082	123,21	2:01.841	14	17	-2

NOT STARTED

NS	9	SS600NG		SIMON JESPERSEN	DNK	YAMAHA - TEAM SCANDINAVIA									16
----	---	---------	--	-----------------	-----	---------------------------	--	--	--	--	--	--	--	--	----

FASTEST LAP

4	SS600NG	ERIC FERNANDEZ	ESP	- TEAM SPEED RACING	17	1:51.442	86,57 mph	139,32 kph
73	STCK600	JACOPO CRETARO	ITA	- PS RACING TEAM	16	1:55.533	83,50 mph	134,39 kph

Comments:
#31 LONG LAP POR NO LLVEAR PROTECTOR DE CORONA TRASERA
#37 LONG LAP POR TRABAJAR EN PARRILLA DESPUES DE SEÑAL 3 MINUTOS
Weather / Track : Cloudy / Wet
These results are provisional until the conclusion of any judicial and technical matters.

Date: 27/10/2024 Start: 12:41 Finish: 13:14

Circuito de Navarra: 4,313 km

Race Director:	Stewards:	Timekeeper:	
----------------	-----------	-------------	--

 Results can be found at www.tsl-timing.com

rinted - 13:18 domingo, domingo, 27 de octubre de 2024

ESBK - Campeonato de España de Superbikes
ESBK - Supersport NG
Carrera 2 - CLASSIFICATION BY CLASS
Race Distance: 17 Laps / 73,32 kilometers
CLASS : Supersport NG - SS600NG

POS	NO	NAME	NAT	ENTRY	LAPS	TIME	GAP	DIFF	KPH	BEST	ON
1	38	JUAN RODRIGUEZ	ESP	- I+DENT RACING TEAM	17	33:21.681			131,86	1:55.158	14
2	16	ALVARO FUERTES	ESP	- PS RACING	17	33:35.893	14.212	14.212	130,93	1:53.983	16
3	4	ERIC FERNANDEZ	ESP	- TEAM SPEED RACING	17	33:39.320	17.639	3.427	130,71	1:51.442	17
4	43	HARRY KHOURI	AUS	YAMAHA - ANDOTRANS TEAM TOF	17	33:42.814	21.133	3.494	130,48	1:56.723	15
5	10	LEUNGO KITLANO GAOREKWE	ZAF	- I+DENT RACING TEAM	17	34:03.410	41.729	20.596	129,17	1:55.252	12
6	37	MAURO GONZALEZ	ESP	- TEAM SPEED RACING	17	34:31.779	1:10.098	28.369	127,40	1:56.838	14
7	80	MOHAMMED BINLADIN	KSA	- TEAM SPEED RACING	17	35:11.512	1:49.831	39.733	125,00	2:00.134	12
8	33	FILIP REHACEK	CZE	YAMAHA - NEW2 PROJECT	16	33:26.453	1 Lap	1 Lap	123,81	2:01.419	16
NS	9	SIMON JESPERSEN	DNK	YAMAHA - TEAM SCANDINAVIA	0		17 Laps	16 Laps			

CLASS : Supersport NG - STCK600

POS	NO	NAME	NAT	ENTRY	LAPS	TIME	GAP	DIFF	KPH	BEST	ON
1	31	ALBERTO GARCIA	ESP	- AGB31	17	33:39.027			130,73	1:55.731	17
2	47	TIBOR ERIK VARGA	HUN	YAMAHA - ALMA RACING TEAM	17	34:20.325	41.298	41.298	128,11	1:56.958	16
3	57	FRANCISCO JAVIER PALOMERA	ESP	YAMAHA - CERBA PROMORACING	17	34:22.831	43.804	2.506	127,95	1:57.158	16
4	73	JACOPO CRETARO	ITA	- PS RACING TEAM	17	34:32.496	53.469	9.665	127,36	1:55.533	16
5	77	JOSE MANUEL OSUNA	ESP	KAWASAKI - DEZA-BOX77 RACING	17	34:41.539	1:02.512	9.043	126,80	1:56.800	16
6	61	JAVIER DEL OLMO	ESP	KAWASAKI - KAWASAKI PALMETO	17	34:50.022	1:10.995	8.483	126,29	1:58.338	17
7	91	TAIYO AKSU	AUS	YAMAHA - ARCO SASH MOTOR UN	17	34:54.598	1:15.571	4.576	126,01	1:59.377	14
8	67	GONÇALO CAPOTE DA SILVA	PRT	YAMAHA - EASYRACE TEAM	17	34:54.822	1:15.795	0.224	126,00	2:00.908	12
9	66	SERGIO GARCIA	ESP	- EASYRACE TEAM	17	34:54.938	1:15.911	0.116	125,99	1:57.539	17
10	98	CHANON INTA	THA	YAMAHA -	16	33:30.186	1 Lap	1 Lap	123,58	2:02.891	15
11	81	PAOLA RAMOS	ESP	YAMAHA - SUPERHUGO 44 TEAM	16	33:36.268	1 Lap	6.082	123,21	2:01.841	14

FASTEST LAP

4	SS600NG	ERIC FERNANDEZ	ESP	- TEAM SPEED RACING	17	1:51.442		86,57 mph	139,32 kph
73	STCK600	JACOPO CRETARO	ITA	- PS RACING TEAM	16	1:55.533		83,50 mph	134,39 kph

Comments:
#31 LONG LAP POR NO LLVEAR PROTECTOR DE CORONA TRASERA
#37 LONG LAP POR TRABAJAR EN PARRILLA DESPUES DE SEÑAL 3 MINUTOS

Weather / Track : Cloudy / Wet

These results are provisional until the conclusion of any judicial and technical matters.

Date: 27/10/2024 Start: 12:41 Finish: 13:14

Circuito de Navarra: 4,313 km

Race Director:	Stewards:	Timekeeper:	
----------------	-----------	-------------	--

 Results can be found at www.tsl-timing.com

Printed - 13:19 domingo, domingo, 27 de octubre de 2024

ESBK - Campeonato de España de Superbikes

ESBK - Supersport NG

Carrera 2 - BEST SECTORS

SECTOR 1		SECTOR 2		SECTOR 3		SECTOR 4		IDEAL / BEST COMPARISON										
POS	NO	NAME	TIME	NO	NAME	TIME	NO	NAME	TIME	POS	NO	NAME	IDEAL	BEST	DIFF			
													PERFECT LAP 1:51.272					
1	4	FERNAND	27.899	4	FERNAND	24.305	4	FERNAND	33.269	4	FERNAND	25.799	1	4	FERNANDEZ	1:51.272	1:51.442	0.170
2	16	FUERTES	27.985	16	FUERTES	24.533	73	CRETARO	34.453	16	FUERTES	26.460	2	16	FUERTES	1:53.449	1:53.983	0.534
3	10	GAOREKV	28.472	38	RODRIGU	24.874	16	FUERTES	34.471	38	RODRIGU	26.562	3	38	RODRIGUEZ	1:54.959	1:55.158	0.199
4	31	GARCIA	28.615	10	GAOREKV	25.085	38	RODRIGU	34.514	73	CRETARO	26.874	4	10	GAOREKWE	1:55.096	1:55.252	0.156
5	43	KHOURI	28.776	31	GARCIA	25.162	10	GAOREKV	34.581	37	GONZALE	26.932	5	31	GARCIA	1:55.512	1:55.731	0.219
6	73	CRETARO	28.976	73	CRETARO	25.230	43	KHOURI	34.620	10	GAOREKV	26.958	6	73	CRETARO	1:55.533	1:55.533	0.000
7	38	RODRIGU	29.009	37	GONZALE	25.320	31	GARCIA	34.711	31	GARCIA	27.024	7	43	KHOURI	1:56.215	1:56.723	0.508
8	47	VARGA	29.011	61	DEL OLM	25.418	57	PALOMER	34.784	77	OSUNA	27.209	8	37	GONZALEZ	1:56.627	1:56.838	0.211
9	77	OSUNA	29.078	77	OSUNA	25.449	66	GARCIA	34.791	43	KHOURI	27.323	9	77	OSUNA	1:56.798	1:56.800	0.002
10	57	PALOMER	29.198	47	VARGA	25.470	37	GONZALE	34.949	47	VARGA	27.350	10	47	VARGA	1:56.862	1:56.958	0.096
11	61	DEL OLM	29.357	57	PALOMER	25.481	47	VARGA	35.031	66	GARCIA	27.463	11	57	PALOMERA	1:57.057	1:57.158	0.101
12	37	GONZALE	29.426	43	KHOURI	25.496	77	OSUNA	35.062	57	PALOMER	27.594	12	66	GARCIA	1:57.530	1:57.539	0.009
13	91	AKSU	29.641	66	GARCIA	25.567	61	DEL OLM	35.444	61	DEL OLM	27.839	13	61	DEL OLMO	1:58.058	1:58.338	0.280
14	66	GARCIA	29.709	80	BINLADI	25.887	91	AKSU	35.455	91	AKSU	27.870	14	91	AKSU	1:58.925	1:59.377	0.452
15	80	BINLADI	30.029	91	AKSU	25.959	67	CAPOTE	36.026	80	BINLADI	27.922	15	80	BINLADIN	1:59.932	2:00.134	0.202
16	67	CAPOTE	30.309	33	REHACEK	26.136	80	BINLADI	36.094	33	REHACEK	28.071	16	67	CAPOTE DA SILVA	2:00.653	2:00.908	0.255
17	98	INTA	30.388	67	CAPOTE	26.144	33	REHACEK	36.328	67	CAPOTE	28.174	17	33	REHACEK	2:01.059	2:01.419	0.360
18	81	RAMOS	30.423	98	INTA	26.413	81	RAMOS	36.353	81	RAMOS	28.209	18	81	RAMOS	2:01.500	2:01.841	0.341
19	33	REHACEK	30.524	81	RAMOS	26.515	98	INTA	37.042	98	INTA	28.362	19	98	INTA	2:02.205	2:02.891	0.686

ESBK - Campeonato de España de Superbikes

ESBK - Supersport NG

Carrera 2 - BEST SPEEDS

POS	NO	NAME	VMAX	KPH
1	10	GAOREKWE		245,9
2	16	FUERTES		241,4
3	43	KHOURI		241,4
4	4	FERNANDEZ		238,5
5	47	VARGA		238,5
6	77	OSUNA		238,5
7	61	DEL OLMO		237,1
8	31	GARCIA		235,7
9	37	GONZALEZ		234,3
10	91	AKSU		231,5
11	66	GARCIA		228,9
12	57	PALOMERA		227,5
13	80	BINLADIN		227,5
14	81	RAMOS		227,5
15	33	REHACEK		226,2
16	98	INTA		226,2
17	73	CRETARO		225,0
18	38	RODRIGUEZ		222,4
19	67	CAPOTE DA SILVA		221,2
20				

ESBK - Campeonato de España de Superbikes

ESBK - Supersport NG

Carrera 2 - LAP ANALYSIS

DIFF = Difference To Personal Best Lap

P1 38 JUAN RODRIGUEZ				
LAP	LAP TIME	DIFF	KPH	TIME OF DAY
1 -	2:12.607	17.449	117,08	12:43:19.690
2 -	2:02.467	7.309	126,78	12:45:22.157
3 -	1:59.626	4.468	129,79	12:47:21.783
4 -	1:58.442	3.284	131,09	12:49:20.225
5 -	1:56.927	1.769	132,79	12:51:17.152
6 -	1:56.590	1.432	133,17	12:53:13.742
7 -	1:56.065	0.907	133,77	12:55:09.807
8 -	1:56.362	1.204	133,43	12:57:06.169
9 -	1:56.593	1.435	133,17	12:59:02.762
10 -	1:56.554	1.396	133,21	13:00:59.316
11 -	1:56.297	1.139	133,50	13:02:55.613
12 -	1:55.649	0.491	134,25	13:04:51.262
13 -	1:55.925	0.767	133,93	13:06:47.187
14 -	1:55.158 (1)		134,83	13:08:42.345
15 -	1:55.376 (3)	0.218	134,57	13:10:37.721
16 -	1:55.193 (2)	0.035	134,78	13:12:32.914
17 -	1:55.850	0.692	134,02	13:14:28.764

P2 16 ALVARO FUERTES				
LAP	LAP TIME	DIFF	KPH	TIME OF DAY
1 -	2:16.836	22.853	113,46	12:43:23.919
2 -	2:06.377	12.394	122,86	12:45:30.296
3 -	2:02.986	9.003	126,24	12:47:33.282
4 -	2:01.240	7.257	128,06	12:49:34.522
5 -	2:00.905	6.922	128,42	12:51:35.427
6 -	1:58.696	4.713	130,81	12:53:34.123
7 -	1:56.692	2.709	133,05	12:55:30.815
8 -	1:56.553	2.570	133,21	12:57:27.368
9 -	1:55.308	1.325	134,65	12:59:22.676
10 -	1:55.757	1.774	134,13	13:01:18.433
11 -	1:54.894	0.911	135,14	13:03:13.327
12 -	1:54.767 (3)	0.784	135,28	13:05:08.094
13 -	1:54.260 (2)	0.277	135,89	13:07:02.354
14 -	1:55.356	1.373	134,59	13:08:57.710
15 -	1:55.796	1.813	134,08	13:10:53.506
16 -	1:53.983 (1)		136,22	13:12:47.489
17 -	1:55.487	1.504	134,44	13:14:42.976

P3 31 ALBERTO GARCIA				
LAP	LAP TIME	DIFF	KPH	TIME OF DAY
1 -	2:06.971	11.240	122,28	12:43:14.054
2 -	2:00.839	5.108	128,49	12:45:14.893
3 -	2:00.616	4.885	128,72	12:47:15.509
4 -	1:59.543	3.812	129,88	12:49:15.052
5 -	1:58.865	3.134	130,62	12:51:13.917
6 -	1:58.709	2.978	130,79	12:53:12.626
7 -	1:58.451	2.720	131,08	12:55:11.077
8 -	2:02.387	6.656	126,86	12:57:13.464
9 -	1:57.790	2.059	131,81	12:59:11.254
10 -	1:58.044	2.313	131,53	13:01:09.298
11 -	1:58.278	2.547	131,27	13:03:07.576
12 -	1:57.237	1.506	132,43	13:05:04.813
13 -	1:57.032	1.301	132,67	13:07:01.845
14 -	1:56.569	0.838	133,19	13:08:58.414
15 -	1:56.142 (3)	0.411	133,68	13:10:54.556
16 -	1:55.823 (2)	0.092	134,05	13:12:50.379
17 -	1:55.731 (1)		134,16	13:14:46.110

DIFF = Difference To Personal Best Lap

P4 4 ERIC FERNANDEZ				
LAP	LAP TIME	DIFF	KPH	TIME OF DAY
1 -	2:13.690	22.248	116,13	12:43:20.773
2 -	2:06.288	14.846	122,94	12:45:27.061
3 -	2:05.351	13.909	123,86	12:47:32.412
4 -	2:04.737	13.295	124,47	12:49:37.149
5 -	2:01.477	10.035	127,81	12:51:38.626
6 -	2:00.851	9.409	128,47	12:53:39.477
7 -	2:00.216	8.774	129,15	12:55:39.693
8 -	1:58.721	7.279	130,78	12:57:38.414
9 -	1:57.089	5.647	132,60	12:59:35.503
10 -	1:56.224	4.782	133,59	13:01:31.727
11 -	1:55.794	4.352	134,08	13:03:27.521
12 -	1:55.196	3.754	134,78	13:05:22.717
13 -	1:54.021	2.579	136,17	13:07:16.738
14 -	1:53.475	2.033	136,83	13:09:10.213
15 -	1:52.902 (3)	1.460	137,52	13:11:03.115
16 -	1:51.846 (2)	0.404	138,82	13:12:54.961
17 -	1:51.442 (1)		139,32	13:14:46.403

P5 43 HARRY KHOURI				
LAP	LAP TIME	DIFF	KPH	TIME OF DAY
1 -	2:09.940	13.217	119,49	12:43:17.023
2 -	2:01.325	4.602	127,97	12:45:18.348
3 -	2:00.324	3.601	129,04	12:47:18.672
4 -	1:58.530	1.807	130,99	12:49:17.202
5 -	1:58.597	1.874	130,92	12:51:15.799
6 -	1:58.515	1.792	131,01	12:53:14.314
7 -	1:58.858	2.135	130,63	12:55:13.172
8 -	1:58.818	2.095	130,67	12:57:11.990
9 -	1:59.135	2.412	130,32	12:59:11.125
10 -	1:58.998	2.275	130,47	13:01:10.123
11 -	1:58.115	1.392	131,45	13:03:08.238
12 -	1:57.100	0.377	132,59	13:05:05.338
13 -	1:56.764 (2)	0.041	132,97	13:07:02.102
14 -	1:56.949	0.226	132,76	13:08:59.051
15 -	1:56.723 (1)		133,02	13:10:55.774
16 -	1:57.349	0.626	132,31	13:12:53.123
17 -	1:56.774 (3)	0.051	132,96	13:14:49.897

P6 10 LEUNGO KITLANO GAOREKWE				
LAP	LAP TIME	DIFF	KPH	TIME OF DAY
1 -	2:13.513	18.261	116,29	12:43:20.596
2 -	2:08.157	12.905	121,15	12:45:28.753
3 -	2:04.382	9.130	124,83	12:47:33.135
4 -	2:04.445	9.193	124,76	12:49:37.580
5 -	2:01.477	6.225	127,81	12:51:39.057
6 -	2:00.602	5.350	128,74	12:53:39.659
7 -	1:59.675	4.423	129,74	12:55:39.334
8 -	1:59.794	4.542	129,61	12:57:39.128
9 -	1:57.525	2.273	132,11	12:59:36.653
10 -	1:56.506	1.254	133,27	13:01:33.159
11 -	1:56.195 (3)	0.943	133,62	13:03:29.354
12 -	1:55.252 (1)		134,72	13:05:24.606
13 -	1:57.478	2.226	132,16	13:07:22.084
14 -	1:56.206	0.954	133,61	13:09:18.290
15 -	1:55.448 (2)	0.196	134,49	13:11:13.738
16 -	1:56.678	1.426	133,07	13:13:10.416
17 -	2:00.077	4.825	129,30	13:15:10.493

ESBK - Campeonato de España de Superbikes

ESBK - Supersport NG

Carrera 2 - LAP ANALYSIS

DIFF = Difference To Personal Best Lap

P7 47 TIBOR ERIK VARGA				
LAP	LAP TIME	DIFF	KPH	TIME OF DAY
1 -	2:16.438	19.480	113,80	12:43:23.521
2 -	2:06.645	9.687	122,60	12:45:30.166
3 -	2:04.218	7.260	124,99	12:47:34.384
4 -	2:03.474	6.516	125,74	12:49:37.858
5 -	2:01.856	4.898	127,41	12:51:39.714
6 -	2:01.305	4.347	127,99	12:53:41.019
7 -	2:00.775	3.817	128,55	12:55:41.794
8 -	2:00.642	3.684	128,70	12:57:42.436
9 -	2:00.026	3.068	129,36	12:59:42.462
10 -	1:59.597	2.639	129,82	13:01:42.059
11 -	1:59.063	2.105	130,40	13:03:41.122
12 -	1:58.366	1.408	131,17	13:05:39.488
13 -	1:58.321	1.363	131,22	13:07:37.809
14 -	1:57.963	1.005	131,62	13:09:35.772
15 -	1:57.572 (3)	0.614	132,06	13:11:33.344
16 -	1:56.958 (1)		132,75	13:13:30.302
17 -	1:57.106 (2)	0.148	132,58	13:15:27.408

P8 57 FRANCISCO JAVIER PALOMERA				
LAP	LAP TIME	DIFF	KPH	TIME OF DAY
1 -	2:17.116	19.958	113,23	12:43:24.199
2 -	2:05.294	8.136	123,92	12:45:29.493
3 -	2:03.338	6.180	125,88	12:47:32.831
4 -	2:03.081	5.923	126,15	12:49:35.912
5 -	2:02.657	5.499	126,58	12:51:38.569
6 -	2:02.174	5.016	127,08	12:53:40.743
7 -	2:00.840	3.682	128,49	12:55:41.583
8 -	2:01.040	3.882	128,27	12:57:42.623
9 -	1:59.984	2.826	129,40	12:59:42.607
10 -	1:59.594	2.436	129,82	13:01:42.201
11 -	1:59.200	2.042	130,25	13:03:41.401
12 -	1:58.282 (3)	1.124	131,26	13:05:39.683
13 -	1:58.300	1.142	131,24	13:07:37.983
14 -	1:58.378	1.220	131,16	13:09:36.361
15 -	1:57.526 (2)	0.368	132,11	13:11:33.887
16 -	1:57.158 (1)		132,52	13:13:31.045
17 -	1:58.869	1.711	130,62	13:15:29.914

P9 37 MAURO GONZALEZ				
LAP	LAP TIME	DIFF	KPH	TIME OF DAY
1 -	2:17.452	20.614	112,96	12:43:24.535
2 -	2:07.705	10.867	121,58	12:45:32.240
3 -	2:06.431	9.593	122,80	12:47:38.671
4 -	2:04.718	7.880	124,49	12:49:43.389
5 -	2:02.870	6.032	126,36	12:51:46.259
6 -	2:02.026	5.188	127,24	12:53:48.285
7 -	2:01.385	4.547	127,91	12:55:49.670
8 -	2:05.799	8.961	123,42	12:57:55.469
9 -	2:00.374	3.536	128,98	12:59:55.843
10 -	1:59.770	2.932	129,63	13:01:55.613
11 -	1:58.638	1.800	130,87	13:03:54.251
12 -	1:58.592	1.754	130,92	13:05:52.843
13 -	1:58.058	1.220	131,51	13:07:50.901
14 -	1:56.838 (1)		132,89	13:09:47.739
15 -	1:57.043 (3)	0.205	132,65	13:11:44.782
16 -	1:57.228	0.390	132,44	13:13:42.010
17 -	1:56.852 (2)	0.014	132,87	13:15:38.862

DIFF = Difference To Personal Best Lap

P10 73 JACOPO CRETARO				
LAP	LAP TIME	DIFF	KPH	TIME OF DAY
1 -	2:19.398	23.865	111,38	12:43:26.481
2 -	2:08.512	12.979	120,81	12:45:34.993
3 -	2:06.535	11.002	122,70	12:47:41.528
4 -	2:05.414	9.881	123,80	12:49:46.942
5 -	2:04.603	9.070	124,61	12:51:51.545
6 -	2:03.477	7.944	125,74	12:53:55.022
7 -	2:02.148	6.615	127,11	12:55:57.170
8 -	2:01.469	5.936	127,82	12:57:58.639
9 -	2:00.419	4.886	128,93	12:59:59.058
10 -	1:59.408	3.875	130,03	13:01:58.466
11 -	1:59.287	3.754	130,16	13:03:57.753
12 -	1:58.561	3.028	130,96	13:05:56.314
13 -	1:58.927	3.394	130,55	13:07:55.241
14 -	1:57.069	1.536	132,62	13:09:52.310
15 -	1:55.936 (3)	0.403	133,92	13:11:48.246
16 -	1:55.533 (1)		134,39	13:13:43.779
17 -	1:55.800 (2)	0.267	134,08	13:15:39.579

P11 77 JOSE MANUEL OSUNA				
LAP	LAP TIME	DIFF	KPH	TIME OF DAY
1 -	2:21.293	24.493	109,89	12:43:28.376
2 -	2:09.360	12.560	120,02	12:45:37.736
3 -	2:05.854	9.054	123,37	12:47:43.590
4 -	2:05.378	8.578	123,83	12:49:48.968
5 -	2:04.506	7.706	124,70	12:51:53.474
6 -	2:02.994	6.194	126,24	12:53:56.468
7 -	2:02.692	5.892	126,55	12:55:59.160
8 -	2:01.231	4.431	128,07	12:58:00.391
9 -	2:00.977	4.177	128,34	13:00:01.368
10 -	2:00.376	3.576	128,98	13:02:01.744
11 -	2:00.245	3.445	129,12	13:04:01.989
12 -	1:58.685	1.885	130,82	13:06:00.674
13 -	1:58.374	1.574	131,16	13:07:59.048
14 -	1:58.036	1.236	131,54	13:09:57.084
15 -	1:57.439 (3)	0.639	132,21	13:11:54.523
16 -	1:56.800 (1)		132,93	13:13:51.323
17 -	1:57.299 (2)	0.499	132,36	13:15:48.622

P12 61 JAVIER DEL OLMO				
LAP	LAP TIME	DIFF	KPH	TIME OF DAY
1 -	2:18.743	20.405	111,91	12:43:25.826
2 -	2:09.137	10.799	120,23	12:45:34.963
3 -	2:07.134	8.796	122,12	12:47:42.097
4 -	2:05.606	7.268	123,61	12:49:47.703
5 -	2:04.163	5.825	125,05	12:51:51.866
6 -	2:03.859	5.521	125,35	12:53:55.725
7 -	2:02.545	4.207	126,70	12:55:58.270
8 -	2:00.719	2.381	128,61	12:57:58.989
9 -	2:01.189	2.851	128,12	13:00:00.178
10 -	2:00.393	2.055	128,96	13:02:00.571
11 -	2:01.269	2.931	128,03	13:04:01.840
12 -	2:00.083	1.745	129,30	13:06:01.923
13 -	1:58.984 (2)	0.646	130,49	13:08:00.907
14 -	1:59.122 (3)	0.784	130,34	13:10:00.029
15 -	1:59.197	0.859	130,26	13:11:59.226
16 -	1:59.541	1.203	129,88	13:13:58.767
17 -	1:58.338 (1)		131,20	13:15:57.105

ESBK - Campeonato de España de Superbikes

ESBK - Supersport NG

Carrera 2 - LAP ANALYSIS

DIFF = Difference To Personal Best Lap

P13 91 TAIYO AKSU				
LAP	LAP TIME	DIFF	KPH	TIME OF DAY
1 -	2:19.204	19.827	111,53	12:43:26.287
2 -	2:08.447	9.070	120,88	12:45:34.734
3 -	2:06.615	7.238	122,63	12:47:41.349
4 -	2:05.575	6.198	123,64	12:49:46.924
5 -	2:05.417	6.040	123,80	12:51:52.341
6 -	2:03.853	4.476	125,36	12:53:56.194
7 -	2:02.446	3.069	126,80	12:55:58.640
8 -	2:01.393	2.016	127,90	12:58:00.033
9 -	2:01.161	1.784	128,15	13:00:01.194
10 -	2:01.026	1.649	128,29	13:02:02.220
11 -	1:59.990	0.613	129,40	13:04:02.210
12 -	1:59.601 (3)	0.224	129,82	13:06:01.811
13 -	2:00.048	0.671	129,33	13:08:01.859
14 -	1:59.377 (1)		130,06	13:10:01.236
15 -	1:59.649	0.272	129,76	13:12:00.885
16 -	1:59.467 (2)	0.090	129,96	13:14:00.352
17 -	2:01.329	1.952	127,97	13:16:01.681

P14 67 GONÇALO CAPOTE DA SILVA				
LAP	LAP TIME	DIFF	KPH	TIME OF DAY
1 -	2:15.940	15.032	114,21	12:43:23.023
2 -	2:04.106	3.198	125,10	12:45:27.129
3 -	2:04.336	3.428	124,87	12:47:31.465
4 -	2:04.245	3.337	124,96	12:49:35.710
5 -	2:04.287	3.379	124,92	12:51:39.997
6 -	2:02.292	1.384	126,96	12:53:42.289
7 -	2:02.997	2.089	126,23	12:55:45.286
8 -	2:02.799	1.891	126,44	12:57:48.085
9 -	2:02.343	1.435	126,91	12:59:50.428
10 -	2:02.118	1.210	127,14	13:01:52.546
11 -	2:02.149	1.241	127,11	13:03:54.695
12 -	2:00.908 (1)		128,41	13:05:55.603
13 -	2:01.203	0.295	128,10	13:07:56.806
14 -	2:01.175	0.267	128,13	13:09:57.981
15 -	2:01.155 (3)	0.247	128,15	13:11:59.136
16 -	2:01.803	0.895	127,47	13:14:00.939
17 -	2:00.966 (2)	0.058	128,35	13:16:01.905

P15 66 SERGIO GARCIA				
LAP	LAP TIME	DIFF	KPH	TIME OF DAY
1 -	2:20.324	22.785	110,64	12:43:27.407
2 -	2:08.862	11.323	120,49	12:45:36.269
3 -	2:07.031	9.492	122,22	12:47:43.300
4 -	2:05.419	7.880	123,79	12:49:48.719
5 -	2:05.017	7.478	124,19	12:51:53.736
6 -	2:03.868	6.329	125,34	12:53:57.604
7 -	2:03.077	5.538	126,15	12:56:00.681
8 -	2:02.015	4.476	127,25	12:58:02.696
9 -	2:01.543	4.004	127,74	13:00:04.239
10 -	2:01.903	4.364	127,37	13:02:06.142
11 -	2:01.849	4.310	127,42	13:04:07.991
12 -	2:00.109	2.570	129,27	13:06:08.100
13 -	2:00.125	2.586	129,25	13:08:08.225
14 -	1:59.036	1.497	130,43	13:10:07.261
15 -	1:58.760 (3)	1.221	130,74	13:12:06.021
16 -	1:58.461 (2)	0.922	131,07	13:14:04.482
17 -	1:57.539 (1)		132,09	13:16:02.021

DIFF = Difference To Personal Best Lap

P16 80 MOHAMMED BINLADIN				
LAP	LAP TIME	DIFF	KPH	TIME OF DAY
1 -	2:19.917	19.783	110,97	12:43:27.000
2 -	2:08.921	8.787	120,43	12:45:35.921
3 -	2:06.708	6.574	122,54	12:47:42.629
4 -	2:05.694	5.560	123,52	12:49:48.323
5 -	2:04.756	4.622	124,45	12:51:53.079
6 -	2:04.204	4.070	125,01	12:53:57.283
7 -	2:03.056	2.922	126,17	12:56:00.339
8 -	2:01.943	1.809	127,32	12:58:02.282
9 -	2:01.598	1.464	127,68	13:00:03.880
10 -	2:01.899	1.765	127,37	13:02:05.779
11 -	2:01.863	1.729	127,41	13:04:07.642
12 -	2:00.134 (1)		129,24	13:06:07.776
13 -	2:00.833 (2)	0.699	128,49	13:08:08.609
14 -	2:01.588 (3)	1.454	127,70	13:10:10.197
15 -	2:03.218	3.084	126,01	13:12:13.415
16 -	2:03.237	3.103	125,99	13:14:16.652
17 -	2:01.943	1.809	127,32	13:16:18.595

P17 33 FILIP REHACEK				
LAP	LAP TIME	DIFF	KPH	TIME OF DAY
1 -	2:22.527	21.108	108,93	12:43:29.610
2 -	2:11.117	9.698	118,41	12:45:40.727
3 -	2:08.043	6.624	121,26	12:47:48.770
4 -	2:06.114	4.695	123,11	12:49:54.884
5 -	2:06.017	4.598	123,21	12:52:00.901
6 -	2:04.077	2.658	125,13	12:54:04.978
7 -	2:04.547	3.128	124,66	12:56:09.525
8 -	2:03.981	2.562	125,23	12:58:13.506
9 -	2:03.254	1.835	125,97	13:00:16.760
10 -	2:04.151	2.732	125,06	13:02:20.911
11 -	2:01.920 (3)	0.501	127,35	13:04:22.831
12 -	2:01.660 (2)	0.241	127,62	13:06:24.491
13 -	2:03.125	1.706	126,10	13:08:27.616
14 -	2:02.481	1.062	126,76	13:10:30.097
15 -	2:02.020	0.601	127,24	13:12:32.117
16 -	2:01.419 (1)		127,87	13:14:33.536

P18 98 CHANON INTA				
LAP	LAP TIME	DIFF	KPH	TIME OF DAY
1 -	2:21.513	18.622	109,71	12:43:28.596
2 -	2:09.138	6.247	120,23	12:45:37.734
3 -	2:06.343	3.452	122,89	12:47:44.077
4 -	2:05.476	2.585	123,74	12:49:49.553
5 -	2:04.855	1.964	124,35	12:51:54.408
6 -	2:03.981	1.090	125,23	12:53:58.389
7 -	2:03.371 (3)	0.480	125,85	12:56:01.760
8 -	2:04.571	1.680	124,64	12:58:06.331
9 -	2:05.128	2.237	124,08	13:00:11.459
10 -	2:04.453	1.562	124,76	13:02:15.912
11 -	2:04.444	1.553	124,76	13:04:20.356
12 -	2:03.728	0.837	125,49	13:06:24.084
13 -	2:03.432	0.541	125,79	13:08:27.516
14 -	2:03.294 (2)	0.403	125,93	13:10:30.810
15 -	2:02.891 (1)		126,34	13:12:33.701
16 -	2:03.568	0.677	125,65	13:14:37.269

P19 81 PAOLA RAMOS				
LAP	LAP TIME	DIFF	KPH	TIME OF DAY
1 -	2:22.747	20.906	108,77	12:43:29.830
2 -	2:11.081	9.240	118,45	12:45:40.911

ESBK - Campeonato de España de Superbikes

ESBK - Supersport NG

Carrera 2 - LAP ANALYSIS

DIFF = Difference To Personal Best Lap

3 -	2:08.037	6.196	121,26	12:47:48.948
4 -	2:06.756	4.915	122,49	12:49:55.704
5 -	2:06.450	4.609	122,79	12:52:02.154
6 -	2:06.112	4.271	123,11	12:54:08.266
7 -	2:06.266	4.425	122,96	12:56:14.532
8 -	2:05.460	3.619	123,75	12:58:19.992
9 -	2:04.359	2.518	124,85	13:00:24.351
10 -	2:03.590	1.749	125,63	13:02:27.941
11 -	2:03.098	1.257	126,13	13:04:31.039
12 -	2:02.976	1.135	126,25	13:06:34.015
13 -	2:02.318 (3)	0.477	126,93	13:08:36.333
14 -	2:01.841 (1)		127,43	13:10:38.174
15 -	2:01.844 (2)	0.003	127,43	13:12:40.018
16 -	2:03.333	1.492	125,89	13:14:43.351

ESBK - Campeonato de España de Superbikes

ESBK - Supersport NG

Carrera 2 - LAP CHART

LAP 1 @ 12:43:14.054			LAP 4 @ 12:49:15.052			LAP 7 @ 12:55:09.807			LAP 10 @ 13:00:59.316			LAP 13 @ 13:06:47.187		
NO	BEHIND	LAP TIME	NO	BEHIND	LAP TIME	NO	BEHIND	LAP TIME	NO	BEHIND	LAP TIME	NO	BEHIND	LAP TIME
31		2:06.971	31		1:59.543	38		1:56.065	38		1:56.554	38		1:55.925
43	2.969	2:09.940	43	2.150	1:58.530	31	1.270	1:58.451	31	9.982	1:58.044	31	14.658	1:57.032
38	5.636	2:12.607	38	5.173	1:58.442	43	3.365	1:58.858	43	10.807	1:58.998	43	14.915	1:56.764
10	6.542	2:13.513	16	19.470	2:01.240	16	21.008	1:56.692	16	19.117	1:55.757	16	15.167	1:54.260
4	6.719	2:13.690	67	20.658	2:04.245	10	29.527	1:59.675	4	32.411	1:56.224	4	29.551	1:54.021
67	8.969	2:15.940	57	20.860	2:03.081	4	29.886	2:00.216	10	33.843	1:56.506	10	34.897	1:57.478
47	9.467	2:16.438	4	22.097	2:04.737	57	31.776	2:00.840	16	42.743	1:59.597	47	50.622	1:58.321
16	9.865	2:16.836	10	22.528	2:04.445	47	31.987	2:00.775	57	42.885	1:59.594	57	50.796	1:58.300
57	10.145	2:17.116	47	22.806	2:03.474	67	35.479	2:02.997	67	53.230	2:02.118	37	1:03.714	1:58.058
37	10.481	2:17.452	37	28.337	2:04.718	37	39.863	2:01.385	73	59.150	1:59.408	73	1:08.054	1:58.927
61	11.772	2:18.743	91	31.872	2:05.575	73	47.363	2:02.148	61	1:01.255	2:00.393	67	1:09.619	2:01.203
91	12.233	2:19.204	73	31.890	2:05.414	61	48.463	2:02.545	77	1:02.428	2:00.376	91	1:11.861	1:58.374
73	12.427	2:19.398	61	32.651	2:05.606	91	48.833	2:02.446	91	1:02.904	2:01.026	77	1:13.720	1:58.984
80	12.946	2:19.917	80	33.271	2:05.694	77	49.353	2:02.692	80	1:06.463	2:01.899	91	1:14.672	2:00.048
66	13.353	2:20.324	66	33.667	2:05.419	80	50.532	2:03.056	66	1:06.826	2:01.903	66	1:21.038	2:00.125
77	14.322	2:21.293	77	33.916	2:05.378	98	51.953	2:03.371	98	1:16.596	2:04.453	80	1:21.422	2:00.833
98	14.542	2:21.513	98	34.501	2:05.476	66	50.874	2:03.077	33	1:21.595	2:04.151	98	1:40.329	2:03.432
33	15.556	2:22.527	33	39.832	2:06.114	98	51.953	2:03.371	81	1:28.625	2:03.590	33	1:40.429	2:03.125
81	15.776	2:22.747	81	40.652	2:06.756	33	59.718	2:04.547	81	1:28.625	2:03.590	81	1:49.146	2:02.318
LAP 2 @ 12:45:14.893			LAP 5 @ 12:51:13.917			LAP 8 @ 12:57:06.169			LAP 11 @ 13:02:55.613			LAP 14 @ 13:08:42.345		
NO	BEHIND	LAP TIME	NO	BEHIND	LAP TIME	NO	BEHIND	LAP TIME	NO	BEHIND	LAP TIME	NO	BEHIND	LAP TIME
31		2:00.839	31		1:58.865	38		1:56.362	38		1:56.297	38		1:55.158
43	3.455	2:01.325	43	1.882	1:58.597	43	5.821	1:58.818	31	11.963	1:58.278	16	15.365	1:55.356
38	7.264	2:02.467	38	3.235	1:56.927	31	7.295	2:02.387	43	12.625	1:58.115	31	16.069	1:56.569
4	12.168	2:06.288	16	21.510	2:00.905	16	21.199	1:56.553	16	17.714	1:54.894	43	16.706	1:56.949
67	12.236	2:04.106	57	24.652	2:02.657	4	32.245	1:58.721	4	31.908	1:55.794	4	27.868	1:53.475
10	13.860	2:08.157	4	24.709	2:01.477	10	32.959	1:59.794	10	33.741	1:56.195	10	35.945	1:56.206
57	14.600	2:05.294	10	25.140	2:01.477	10	32.959	1:59.794	37	58.638	1:58.638	47	53.427	1:57.963
47	15.273	2:06.645	47	25.797	2:01.856	47	36.267	2:00.642	67	59.082	2:02.149	57	54.016	1:58.378
16	15.403	2:06.377	67	26.080	2:04.287	57	36.454	2:01.040	73	1:02.140	1:59.287	37	1:05.394	1:56.838
37	17.347	2:07.705	37	32.342	2:02.870	67	41.916	2:02.799	61	1:06.227	2:01.269	73	1:09.965	1:57.069
91	19.841	2:08.447	73	37.628	2:04.603	37	49.300	2:05.799	77	1:06.376	2:00.245	77	1:14.739	1:58.036
61	20.070	2:09.137	61	37.949	2:04.163	73	52.470	2:01.469	91	1:06.597	1:59.990	61	1:15.636	2:01.175
73	20.100	2:08.512	91	38.424	2:05.417	61	52.820	2:00.719	80	1:12.029	2:01.863	67	1:17.684	1:59.122
80	21.028	2:08.921	80	39.162	2:04.756	91	53.864	2:01.393	66	1:12.378	2:01.849	91	1:18.891	1:59.377
66	21.376	2:08.862	77	39.557	2:04.506	77	54.222	2:01.231	98	1:24.743	2:04.444	66	1:24.916	1:59.036
98	22.841	2:09.138	66	39.819	2:05.017	80	56.113	2:01.943	33	1:27.218	2:01.920	80	1:27.852	2:01.588
77	22.843	2:09.360	98	40.491	2:04.855	66	56.527	2:02.015	81	1:35.426	2:03.098	33	1:47.752	2:02.481
33	25.834	2:11.117	33	46.984	2:06.017	98	1:00.162	2:04.571				98	1:48.465	2:03.294
81	26.018	2:11.081	81	48.237	2:06.450	33	1:07.337	2:03.981						
						81	1:13.823	2:05.460						
LAP 3 @ 12:47:15.509			LAP 6 @ 12:53:12.626			LAP 9 @ 12:59:02.762			LAP 12 @ 13:04:51.262			LAP 15 @ 13:10:37.721		
NO	BEHIND	LAP TIME	NO	BEHIND	LAP TIME	NO	BEHIND	LAP TIME	NO	BEHIND	LAP TIME	NO	BEHIND	LAP TIME
31		2:00.616	31		1:58.709	38		1:56.593	38		1:55.649	38		1:55.376
43	3.163	2:00.324	38	1.116	1:56.590	43	8.363	1:59.135	31	13.551	1:57.237	81	1 Lap	2:01.841
38	6.274	1:59.626	43	1.688	1:58.515	31	8.492	1:57.790	43	14.076	1:57.100	16	15.785	1:55.796
67	15.956	2:04.336	16	21.497	1:58.696	16	19.914	1:55.308	16	16.832	1:54.767	31	16.835	1:56.142
4	16.903	2:05.351	4	26.851	2:00.851	4	32.741	1:57.089	4	31.455	1:55.196	43	18.053	1:56.723
57	17.322	2:03.338	10	27.033	2:00.602	10	33.891	1:57.525	10	33.344	1:55.252	4	25.394	1:52.902
10	17.626	2:04.382	10	27.033	2:00.602	47	39.700	2:00.026	47	48.226	1:58.366	10	36.017	1:55.448
16	17.773	2:02.986	57	28.117	2:02.174	57	39.845	1:59.984	57	48.421	1:58.282	47	55.623	1:57.572
47	18.875	2:04.218	47	28.393	2:01.305	67	47.666	2:02.343	67	1:04.341	2:00.908	57	56.166	1:57.526
37	23.162	2:06.431	67	29.663	2:02.292	37	53.081	2:00.374	73	1:05.052	1:58.561	37	1:07.061	1:57.043
91	25.840	2:06.615	37	35.659	2:02.026	73	56.296	2:00.419	77	1:09.412	1:58.685	73	1:10.525	1:55.936
73	26.019	2:06.535	73	42.396	2:03.477	61	57.416	2:01.189						
61	26.588	2:07.134	61	43.099	2:03.859	91	58.432	2:01.161						
80	27.120	2:06.708	91	43.568	2:03.853	77	58.606	2:00.977						
66	27.791	2:07.031	77	43.842	2:02.994									
77	28.081	2:05.854	80	44.657	2:04.204									
98	28.568	2:06.343	66	44.978	2:03.868									
33	33.261	2:08.043												

ESBK - Campeonato de España de Superbikes

ESBK - Supersport NG

Carrera 2 - LAP CHART

77 1:16.802 1:57.439
67 1:21.415 2:01.155
61 1:21.505 1:59.197
91 1:23.164 1:59.649
66 1:28.300 1:58.760
80 1:35.694 2:03.218
33 1:54.396 2:02.020

LAP 16 @ 13:12:32.914

NO	BEHIND	LAP TIME
38		1:55.193
98	1 Lap	2:02.891
81	1 Lap	2:01.844
16	14.575	1:53.983
31	17.465	1:55.823
43	20.209	1:57.349
4	22.047	1:51.846
10	37.502	1:56.678
47	57.388	1:56.958
57	58.131	1:57.158
37	1:09.096	1:57.228
73	1:10.865	1:55.533
77	1:18.409	1:56.800
61	1:25.853	1:59.541
91	1:27.438	1:59.467
67	1:28.025	2:01.803
66	1:31.568	1:58.461
80	1:43.738	2:03.237

LAP 17 @ 13:14:28.764

NO	BEHIND	LAP TIME
38		1:55.850
33	1 Lap	2:01.419
98	1 Lap	2:03.568
16	14.212	1:55.487
81	1 Lap	2:03.333
31	17.346	1:55.731
4	17.639	1:51.442
43	21.133	1:56.774
10	41.729	2:00.077
47	58.644	1:57.106
57	1:01.150	1:58.869
37	1:10.098	1:56.852
73	1:10.815	1:55.800
77	1:19.858	1:57.299
61	1:28.341	1:58.338
91	1:32.917	2:01.329
67	1:33.141	2:00.966
66	1:33.257	1:57.539
80	1:49.831	2:01.943

ESBK - Campeonato de España de Superbikes

ESBK - Supersport NG

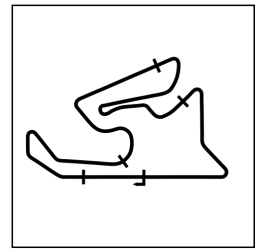
Carrera 2 - POSITION CHART

No	Name	Lap Pos																	
			1	2	3	4	5	6	7	8	9	10	11	12	13	14	15	16	17
4	FERNANDEZ	1	31	31	31	31	31	31	38	38	38	38	38	38	38	38	38	38	38
31	GARCIA	2	43	43	43	43	43	38	31	43	43	31	31	31	31	16	16	16	16
16	FUERTES	3	38	38	38	38	38	43	43	31	31	43	43	43	43	31	31	31	31
10	GAOREKWE	4	10	4	67	16	16	16	16	16	16	16	16	16	16	43	43	43	4
47	VARGA	5	4	67	4	67	57	4	10	4	4	4	4	4	4	4	4	4	43
73	CRETARO	6	67	10	57	57	4	10	4	10	10	10	10	10	10	10	10	10	10
77	OSUNA	7	47	57	10	4	10	57	57	47	47	47	47	47	47	47	47	47	47
37	GONZALEZ	8	16	47	16	10	47	47	47	57	57	57	57	57	57	57	57	57	57
38	RODRIGUEZ	9	57	16	47	47	67	67	67	67	67	67	37	37	37	37	37	37	37
43	KHOURI	10	37	37	37	37	37	37	37	37	37	37	67	67	73	73	73	73	73
80	BINLADIN	11	61	91	91	91	73	73	73	73	73	73	73	73	67	77	77	77	77
66	GARCIA	12	91	61	73	73	61	61	61	61	61	61	61	77	77	67	67	61	61
67	CAPOTE DA SILVA	13	73	73	61	61	91	91	91	91	91	77	77	91	61	61	61	91	91
91	AKSU	14	80	80	80	80	80	77	77	77	77	91	91	61	91	91	91	67	67
33	REHACEK	15	66	66	66	66	77	80	80	80	80	80	80	80	66	66	66	66	66
9	JESPERSEN	16	77	98	77	77	66	66	66	66	66	66	66	66	80	80	80	80	80
81	RAMOS	17	98	77	98	98	98	98	98	98	98	98	98	98	98	33	33	33	
57	PALOMERA	18	33	33	33	33	33	33	33	33	33	33	33	33	33	98	98	98	
61	DEL OLMO	19	81	81	81	81	81	81	81	81	81	81	81	81	81	81	81	81	81
98	INTA	20																	

ESBK - Campeonato de España de Superbikes

ESBK - Supersport NG

Carrera 2 - SECTOR ANALYSIS



SECTOR 1 = FL to I1, SECTOR 2 = I1 to I2 SECTOR 3 = I2 to I3, SECTOR 4 = I3 to FL, DIFF = Difference To Personal Best Lap, P = Crossed Finish Line in Pit Lane

P1 38 SS600NG JUAN RODRIGUEZ		- I+DENT RACING TEAM							
IDEAL LAP TIME : 1:54.959		BEST LAP TIME : 1:55.158		DIFFERENCE : 0.199					
LAP	SECTOR 1	SECTOR 2	SECTOR 3	SECTOR 4	SPEED TRAP	LAP TIME	KPH	DIFF	TIME OF DAY
1 -		27.610	38.645	28.447	167,0	2:12.607	117,08	17.449	12:43:19.690
2 -	31.053	26.660	37.075	27.679	203,0	2:02.467	126,78	7.309	12:45:22.157
3 -	30.108	25.894	36.352	27.272	210,6	1:59.626	129,79	4.468	12:47:21.783
4 -	29.856	25.521	35.908	27.157	211,7	1:58.442	131,09	3.284	12:49:20.225
5 -	29.519	25.309	35.326	26.773	214,0	1:56.927	132,79	1.769	12:51:17.152
6 -	29.120	25.366	35.271	26.833	218,7	1:56.590	133,17	1.432	12:53:13.742
7 -	29.121	25.126	35.053	26.765	220,0	1:56.065	133,77	0.907	12:55:09.807
8 -	29.133	25.137	35.321	26.771	222,4	1:56.362	133,43	1.204	12:57:06.169
9 -	29.153	25.200	35.281	26.959	220,0	1:56.593	133,17	1.435	12:59:02.762
10 -	29.337	25.243	35.095	26.879	210,6	1:56.554	133,21	1.396	13:00:59.316
11 -	29.327	25.021	35.058	26.891	211,7	1:56.297	133,50	1.139	13:02:55.613
12 -	29.018	24.886	34.980	26.765	215,2	1:55.649	134,25	0.491	13:04:51.262
13 -	29.200	24.988	35.056	26.681	214,0	1:55.925	133,93	0.767	13:06:47.187
14 -	29.092	24.990	34.514	26.562	217,5	1:55.158 (1)	134,83		13:08:42.345
15 -	29.009	24.913	34.672	26.782	218,7	1:55.376 (3)	134,57	0.218	13:10:37.721
16 -	29.065	24.874	34.580	26.674	214,0	1:55.193 (2)	134,78	0.035	13:12:32.914
17 -	29.145	24.918	34.823	26.964	214,0	1:55.850	134,02	0.692	13:14:28.764

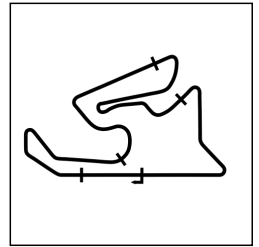
P2 16 SS600NG ALVARO FUERTES		- PS RACING							
IDEAL LAP TIME : 1:53.449		BEST LAP TIME : 1:53.983		DIFFERENCE : 0.534					
LAP	SECTOR 1	SECTOR 2	SECTOR 3	SECTOR 4	SPEED TRAP	LAP TIME	KPH	DIFF	TIME OF DAY
1 -		28.796	39.361	29.697	171,4	2:16.836	113,46	22.853	12:43:23.919
2 -	32.236	27.516	38.153	28.472	191,3	2:06.377	122,86	12.394	12:45:30.296
3 -	31.087	26.695	37.380	27.824	207,3	2:02.986	126,24	9.003	12:47:33.282
4 -	30.637	26.119	36.769	27.715	207,3	2:01.240	128,06	7.257	12:49:34.522
5 -	30.074	26.305	36.916	27.610	226,2	2:00.905	128,42	6.922	12:51:35.427
6 -	29.890	25.415	36.066	27.325	222,4	1:58.696	130,81	4.713	12:53:34.123
7 -	29.090	25.103	35.414	27.085	228,9	1:56.692	133,05	2.709	12:55:30.815
8 -	29.098	25.354	35.393	26.708	232,9	1:56.553	133,21	2.570	12:57:27.368
9 -	28.547	24.949	35.124	26.688	232,9	1:55.308	134,65	1.325	12:59:22.676
10 -	28.422	25.025	35.662	26.648	234,3	1:55.757	134,13	1.774	13:01:18.433
11 -	28.478	24.715	34.967	26.734	232,9	1:54.894	135,14	0.911	13:03:13.327
12 -	28.323	24.905	34.799	26.740	237,1	1:54.767 (3)	135,28	0.784	13:05:08.094
13 -	28.354	24.975	34.471	26.460	235,7	1:54.260 (2)	135,89	0.277	13:07:02.354
14 -	29.109	25.169	34.568	26.510	232,9	1:55.356	134,59	1.373	13:08:57.710
15 -	27.985	24.533	36.590	26.688	240,0	1:55.796	134,08	1.813	13:10:53.506
16 -	28.127	24.902	34.473	26.481	241,4	1:53.983 (1)	136,22		13:12:47.489
17 -	28.140	25.095	34.852	27.400	241,4	1:55.487	134,44	1.504	13:14:42.976

P3 31 STCK600 ALBERTO GARCIA		- AGB31							
IDEAL LAP TIME : 1:55.512		BEST LAP TIME : 1:55.731		DIFFERENCE : 0.219					
LAP	SECTOR 1	SECTOR 2	SECTOR 3	SECTOR 4	SPEED TRAP	LAP TIME	KPH	DIFF	TIME OF DAY
1 -		26.643	36.668	28.451	190,3	2:06.971	122,28	11.240	12:43:14.054
2 -	30.102	26.285	36.248	28.204	216,3	2:00.839	128,49	5.108	12:45:14.893
3 -	30.079	26.141	36.199	28.197	218,7	2:00.616	128,72	4.885	12:47:15.509
4 -	29.629	25.995	35.885	28.034	225,0	1:59.543	129,88	3.812	12:49:15.052
5 -	29.408	25.901	35.669	27.887	227,5	1:58.865	130,62	3.134	12:51:13.917
6 -	29.356	25.795	35.737	27.821	227,5	1:58.709	130,79	2.978	12:53:12.626
7 -	29.685	25.801	35.420	27.545	225,0	1:58.451	131,08	2.720	12:55:11.077
8 -	33.755	25.613	35.399	27.620	225,0	2:02.387	126,86	6.656	12:57:13.464
9 -	29.146	25.695	35.374	27.575	231,5	1:57.790	131,81	2.059	12:59:11.254
10 -	29.576	25.561	35.482	27.425	225,0	1:58.044	131,53	2.313	13:01:09.298
11 -	29.557	25.509	35.549	27.663	228,9	1:58.278	131,27	2.547	13:03:07.576
12 -	29.470	25.286	35.193	27.288	225,0	1:57.237	132,43	1.506	13:05:04.813
13 -	29.074	25.315	35.171	27.472	226,2	1:57.032	132,67	1.301	13:07:01.845
14 -	29.069	25.507	34.969	27.024	223,7	1:56.569	133,19	0.838	13:08:58.414
15 -	28.653	25.399	35.011	27.079	235,7	1:56.142 (3)	133,68	0.411	13:10:54.556
16 -	28.615	25.167	34.854	27.187	232,9	1:55.823 (2)	134,05	0.092	13:12:50.379
17 -	28.771	25.162	34.711	27.087	230,2	1:55.731 (1)	134,16		13:14:46.110

ESBK - Campeonato de España de Superbikes

ESBK - Supersport NG

Carrera 2 - SECTOR ANALYSIS



SECTOR 1 = FL to I1, SECTOR 2 = I1 to I2 SECTOR 3 = I2 to I3, SECTOR 4 = I3 to FL, DIFF = Difference To Personal Best Lap, P = Crossed Finish Line in Pit Lane

P4		4 SS600NG ERIC FERNANDEZ				- TEAM SPEED RACING			
IDEAL LAP TIME : 1:51.272		BEST LAP TIME : 1:51.442		DIFFERENCE : 0.170					
LAP	SECTOR 1	SECTOR 2	SECTOR 3	SECTOR 4	SPEED TRAP	LAP TIME	KPH	DIFF	TIME OF DAY
1 -		27.833	39.070	29.179	169,2	2:13.690	116,13	22.248	12:43:20.773
2 -	32.280	27.151	37.795	29.062	193,1	2:06.288	122,94	14.846	12:45:27.061
3 -	31.727	26.942	37.876	28.806	201,0	2:05.351	123,86	13.909	12:47:32.412
4 -	31.198	26.456	38.737	28.346	202,0	2:04.737	124,47	13.295	12:49:37.149
5 -	30.392	26.010	36.756	28.319	211,7	2:01.477	127,81	10.035	12:51:38.626
6 -	30.351	25.899	36.519	28.082	214,0	2:00.851	128,47	9.409	12:53:39.477
7 -	30.445	25.753	36.280	27.738	218,7	2:00.216	129,15	8.774	12:55:39.693
8 -	29.802	25.518	35.865	27.536	212,9	1:58.721	130,78	7.279	12:57:38.414
9 -	29.488	25.215	35.217	27.169	222,4	1:57.089	132,60	5.647	12:59:35.503
10 -	29.249	25.088	34.823	27.064	216,3	1:56.224	133,59	4.782	13:01:31.727
11 -	29.079	24.991	34.630	27.094	230,2	1:55.794	134,08	4.352	13:03:27.521
12 -	28.823	24.976	34.540	26.857	234,3	1:55.196	134,78	3.754	13:05:22.717
13 -	28.581	24.634	34.143	26.663	228,9	1:54.021	136,17	2.579	13:07:16.738
14 -	28.395	24.534	33.930	26.616	230,2	1:53.475	136,83	2.033	13:09:10.213
15 -	28.329	24.494	33.599	26.480	228,9	1:52.902 (3)	137,52	1.460	13:11:03.115
16 -	28.052	24.305	33.345	26.144	238,5	1:51.846 (2)	138,82	0.404	13:12:54.961
17 -	27.899	24.475	33.269	25.799	235,7	1:51.442 (1)	139,32		13:14:46.403

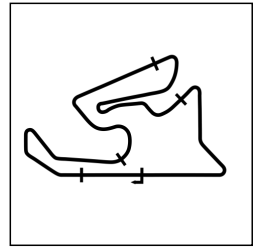
P5		43 SS600NG HARRY KHOURI				YAMAHA - ANDOTRANS TEAM TORRENTO			
IDEAL LAP TIME : 1:56.215		BEST LAP TIME : 1:56.723		DIFFERENCE : 0.508					
LAP	SECTOR 1	SECTOR 2	SECTOR 3	SECTOR 4	SPEED TRAP	LAP TIME	KPH	DIFF	TIME OF DAY
1 -		26.936	36.983	28.546	172,1	2:09.940	119,49	13.217	12:43:17.023
2 -	30.317	26.382	36.378	28.248	225,0	2:01.325	127,97	4.602	12:45:18.348
3 -	29.904	26.321	36.077	28.022	228,9	2:00.324	129,04	3.601	12:47:18.672
4 -	29.334	26.130	35.288	27.778	234,3	1:58.530	130,99	1.807	12:49:17.202
5 -	29.309	26.085	35.473	27.730	234,3	1:58.597	130,92	1.874	12:51:15.799
6 -	29.316	26.166	35.180	27.853	230,2	1:58.515	131,01	1.792	12:53:14.314
7 -	29.343	25.753	35.841	27.921	231,5	1:58.858	130,63	2.135	12:55:13.172
8 -	29.522	25.980	35.492	27.824	226,2	1:58.818	130,67	2.095	12:57:11.990
9 -	29.631	26.102	35.564	27.838	225,0	1:59.135	130,32	2.412	12:59:11.125
10 -	29.456	25.903	35.824	27.815	226,2	1:58.998	130,47	2.275	13:01:10.123
11 -	29.352	25.727	35.374	27.662	230,2	1:58.115	131,45	1.392	13:03:08.238
12 -	29.101	25.526	34.949	27.524	234,3	1:57.100	132,59	0.377	13:05:05.338
13 -	29.044	25.496	34.829	27.395	232,9	1:56.764 (2)	132,97	0.041	13:07:02.102
14 -	29.176	25.709	34.620	27.444	227,5	1:56.949	132,76	0.226	13:08:59.051
15 -	28.928	25.552	34.920	27.323	231,5	1:56.723 (1)	133,02		13:10:55.774
16 -	28.776	26.006	35.121	27.446	241,4	1:57.349	132,31	0.626	13:12:53.123
17 -	28.879	25.628	34.759	27.508	241,4	1:56.774 (3)	132,96	0.051	13:14:49.897

P6		10 SS600NG LEUNGO KITLANO GAOREKWE				- I+DENT RACING TEAM			
IDEAL LAP TIME : 1:55.096		BEST LAP TIME : 1:55.252		DIFFERENCE : 0.156					
LAP	SECTOR 1	SECTOR 2	SECTOR 3	SECTOR 4	SPEED TRAP	LAP TIME	KPH	DIFF	TIME OF DAY
1 -		28.076	38.751	29.471	173,6	2:13.513	116,29	18.261	12:43:20.596
2 -	32.873	28.119	38.073	29.092	192,2	2:08.157	121,15	12.905	12:45:28.753
3 -	31.028	27.039	37.568	28.747	214,0	2:04.382	124,83	9.130	12:47:33.135
4 -	31.137	26.964	37.870	28.474	206,2	2:04.445	124,76	9.193	12:49:37.580
5 -	30.334	26.436	36.678	28.029	226,2	2:01.477	127,81	6.225	12:51:39.057
6 -	30.340	26.295	36.245	27.722	215,2	2:00.602	128,74	5.350	12:53:39.659
7 -	29.881	25.976	36.077	27.741	220,0	1:59.675	129,74	4.423	12:55:39.334
8 -	29.707	26.083	36.347	27.657	230,2	1:59.794	129,61	4.542	12:57:39.128
9 -	29.133	25.564	35.456	27.372	235,7	1:57.525	132,11	2.273	12:59:36.653
10 -	28.923	25.279	35.061	27.243	244,4	1:56.506	133,27	1.254	13:01:33.159
11 -	28.818	25.320	34.753	27.304	244,4	1:56.195 (3)	133,62	0.943	13:03:29.354
12 -	28.628	25.085	34.581	26.958	245,9	1:55.252 (1)	134,72		13:05:24.606
13 -	28.472	26.643	35.351	27.012	242,9	1:57.478	132,16	2.226	13:07:22.084
14 -	28.735	25.218	35.096	27.157	242,9	1:56.206	133,61	0.954	13:09:18.290
15 -	28.667	25.140	34.613	27.028	242,9	1:55.448 (2)	134,49	0.196	13:11:13.738
16 -	29.098	25.110	34.976	27.494	242,9	1:56.678	133,07	1.426	13:13:10.416
17 -	29.435	25.628	35.455	29.559	234,3	2:00.077	129,30	4.825	13:15:10.493

ESBK - Campeonato de España de Superbikes

ESBK - Supersport NG

Carrera 2 - SECTOR ANALYSIS



SECTOR 1 = FL to I1, SECTOR 2 = I1 to I2 SECTOR 3 = I2 to I3, SECTOR 4 = I3 to FL, DIFF = Difference To Personal Best Lap, P = Crossed Finish Line in Pit Lane

P7 47 STCK600 TIBOR ERIK VARGA					YAMAHA - ALMA RACING TEAM				
IDEAL LAP TIME : 1:56.862		BEST LAP TIME : 1:56.958			DIFFERENCE : 0.096				
LAP	SECTOR 1	SECTOR 2	SECTOR 3	SECTOR 4	SPEED TRAP	LAP TIME	KPH	DIFF	TIME OF DAY
1 -		28.928	38.967	29.455	167,7	2:16.438	113,80	19.480	12:43:23.521
2 -	32.248	27.500	37.942	28.955	190,3	2:06.645	122,60	9.687	12:45:30.166
3 -	31.650	26.989	37.219	28.360	195,0	2:04.218	124,99	7.260	12:47:34.384
4 -	31.010	26.748	36.987	28.729	206,2	2:03.474	125,74	6.516	12:49:37.858
5 -	30.440	26.506	36.494	28.416	212,9	2:01.856	127,41	4.898	12:51:39.714
6 -	30.288	26.304	36.135	28.578	215,2	2:01.305	127,99	4.347	12:53:41.019
7 -	30.387	26.168	36.038	28.182	210,6	2:00.775	128,55	3.817	12:55:41.794
8 -	30.262	26.240	36.024	28.116	212,9	2:00.642	128,70	3.684	12:57:42.436
9 -	29.848	26.109	35.867	28.202	226,2	2:00.026	129,36	3.068	12:59:42.462
10 -	29.852	25.807	35.731	28.207	223,7	1:59.597	129,82	2.639	13:01:42.059
11 -	29.483	25.996	35.627	27.957	234,3	1:59.063	130,40	2.105	13:03:41.122
12 -	29.537	25.651	35.333	27.845	238,5	1:58.366	131,17	1.408	13:05:39.488
13 -	29.464	25.622	35.476	27.759	228,9	1:58.321	131,22	1.363	13:07:37.809
14 -	29.292	25.714	35.366	27.591	237,1	1:57.963	131,62	1.005	13:09:35.772
15 -	29.318	25.489	35.235	27.530	237,1	1:57.572 (3)	132,06	0.614	13:11:33.344
16 -	29.105	25.472	35.031	27.350	237,1	1:56.958 (1)	132,75		13:13:30.302
17 -	29.011	25.470	35.249	27.376	234,3	1:57.106 (2)	132,58	0.148	13:15:27.408

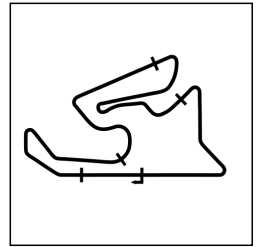
P8 57 STCK600 FRANCISCO JAVIER PALOMERA					YAMAHA - CERBA PROMORACING TEAM				
IDEAL LAP TIME : 1:57.057		BEST LAP TIME : 1:57.158			DIFFERENCE : 0.101				
LAP	SECTOR 1	SECTOR 2	SECTOR 3	SECTOR 4	SPEED TRAP	LAP TIME	KPH	DIFF	TIME OF DAY
1 -		28.391	38.372	29.861	167,0	2:17.116	113,23	19.958	12:43:24.199
2 -	32.128	27.083	37.319	28.764	198,9	2:05.294	123,92	8.136	12:45:29.493
3 -	31.175	26.691	36.875	28.597	211,7	2:03.338	125,88	6.180	12:47:32.831
4 -	31.607	26.368	36.281	28.825	204,1	2:03.081	126,15	5.923	12:49:35.912
5 -	31.141	26.337	36.513	28.666	206,2	2:02.657	126,58	5.499	12:51:38.569
6 -	30.554	26.342	36.767	28.511	210,6	2:02.174	127,08	5.016	12:53:40.743
7 -	30.353	26.251	35.952	28.284	218,7	2:00.840	128,49	3.682	12:55:41.583
8 -	30.293	26.666	35.969	28.112	220,0	2:01.040	128,27	3.882	12:57:42.623
9 -	29.850	26.125	35.922	28.087	220,0	1:59.984	129,40	2.826	12:59:42.607
10 -	29.866	25.992	35.572	28.164	215,2	1:59.594	129,82	2.436	13:01:42.201
11 -	29.589	26.059	35.541	28.011	216,3	1:59.200	130,25	2.042	13:03:41.401
12 -	29.559	25.818	35.161	27.744	218,7	1:58.282 (3)	131,26	1.124	13:05:39.683
13 -	29.644	25.743	35.235	27.678	215,2	1:58.300	131,24	1.142	13:07:37.983
14 -	29.500	25.809	35.359	27.710	218,7	1:58.378	131,16	1.220	13:09:36.361
15 -	29.497	25.585	34.850	27.594	221,2	1:57.526 (2)	132,11	0.368	13:11:33.887
16 -	29.198	25.481	34.784	27.695	227,5	1:57.158 (1)	132,52		13:13:31.045
17 -	29.535	25.795	35.344	28.195	226,2	1:58.869	130,62	1.711	13:15:29.914

P9 37 SS600NG MAURO GONZALEZ					- TEAM SPEED RACING				
IDEAL LAP TIME : 1:56.627		BEST LAP TIME : 1:56.838			DIFFERENCE : 0.211				
LAP	SECTOR 1	SECTOR 2	SECTOR 3	SECTOR 4	SPEED TRAP	LAP TIME	KPH	DIFF	TIME OF DAY
1 -		29.080	39.678	29.374	172,9	2:17.452	112,96	20.614	12:43:24.535
2 -	32.764	27.789	38.553	28.599	188,5	2:07.705	121,58	10.867	12:45:32.240
3 -	32.140	27.520	38.128	28.643	188,5	2:06.431	122,80	9.593	12:47:38.671
4 -	31.698	27.019	37.637	28.364	198,9	2:04.718	124,49	7.880	12:49:43.389
5 -	31.087	26.754	37.091	27.938	214,0	2:02.870	126,36	6.032	12:51:46.259
6 -	30.688	26.456	36.821	28.061	216,3	2:02.026	127,24	5.188	12:53:48.285
7 -	30.742	26.510	36.280	27.853	220,0	2:01.385	127,91	4.547	12:55:49.670
8 -	35.074	26.271	36.587	27.867	222,4	2:05.799	123,42	8.961	12:57:55.469
9 -	30.679	26.230	35.875	27.590	214,0	2:00.374	128,98	3.536	12:59:55.843
10 -	30.235	26.139	36.101	27.295	226,2	1:59.770	129,63	2.932	13:01:55.613
11 -	29.781	25.663	35.545	27.649	230,2	1:58.638	130,87	1.800	13:03:54.251
12 -	29.817	25.780	35.594	27.401	226,2	1:58.592	130,92	1.754	13:05:52.843
13 -	29.967	25.702	35.347	27.042	223,7	1:58.058	131,51	1.220	13:07:50.901
14 -	29.426	25.384	35.096	26.932	234,3	1:56.838 (1)	132,89		13:09:47.739
15 -	29.571	25.380	34.949	27.143	228,9	1:57.043 (3)	132,65	0.205	13:11:44.782
16 -	29.469	25.569	35.065	27.125	228,9	1:57.228	132,44	0.390	13:13:42.010
17 -	29.463	25.320	35.050	27.019	231,5	1:56.852 (2)	132,87	0.014	13:15:38.862

ESBK - Campeonato de España de Superbikes

ESBK - Supersport NG

Carrera 2 - SECTOR ANALYSIS



SECTOR 1 = FL to I1, SECTOR 2 = I1 to I2 SECTOR 3 = I2 to I3, SECTOR 4 = I3 to FL, DIFF = Difference To Personal Best Lap, P = Crossed Finish Line in Pit Lane

P10 73 STCK600 JACOPO CRETARO						- PS RACING TEAM			
IDEAL LAP TIME : 1:55.533		BEST LAP TIME : 1:55.533		DIFFERENCE : 0.000					
LAP	SECTOR 1	SECTOR 2	SECTOR 3	SECTOR 4	SPEED TRAP	LAP TIME	KPH	DIFF	TIME OF DAY
1 -		29.429	40.280	29.897	164,3	2:19.398	111,38	23.865	12:43:26.481
2 -	32.815	27.612	38.764	29.321	192,2	2:08.512	120,81	12.979	12:45:34.993
3 -	32.066	27.295	38.173	29.001	192,2	2:06.535	122,70	11.002	12:47:41.528
4 -	31.749	26.985	37.811	28.869	196,0	2:05.414	123,80	9.881	12:49:46.942
5 -	31.417	27.048	37.500	28.638	200,0	2:04.603	124,61	9.070	12:51:51.545
6 -	31.120	26.685	37.522	28.150	207,3	2:03.477	125,74	7.944	12:53:55.022
7 -	30.934	26.456	36.615	28.143	209,5	2:02.148	127,11	6.615	12:55:57.170
8 -	30.655	26.338	36.408	28.068	211,7	2:01.469	127,82	5.936	12:57:58.639
9 -	30.352	26.273	36.007	27.787	212,9	2:00.419	128,93	4.886	12:59:59.058
10 -	29.927	26.008	35.819	27.654	216,3	1:59.408	130,03	3.875	13:01:58.466
11 -	29.917	26.104	35.672	27.594	215,2	1:59.287	130,16	3.754	13:03:57.753
12 -	29.809	25.924	35.407	27.421	221,2	1:58.561	130,96	3.028	13:05:56.314
13 -	30.091	26.007	35.464	27.365	220,0	1:58.927	130,55	3.394	13:07:55.241
14 -	29.517	25.475	34.992	27.085	220,0	1:57.069	132,62	1.536	13:09:52.310
15 -	29.227	25.297	34.537	26.875	223,7	1:55.936 (3)	133,92	0.403	13:11:48.246
16 -	28.976	25.230	34.453	26.874	225,0	1:55.533 (1)	134,39		13:13:43.779
17 -	28.981	25.318	34.594	26.907	225,0	1:55.800 (2)	134,08	0.267	13:15:39.579

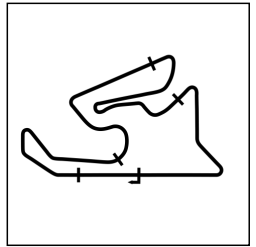
P11 77 STCK600 JOSE MANUEL OSUNA						KAWASAKI - DEZA-BOX77 RACING TEAM			
IDEAL LAP TIME : 1:56.798		BEST LAP TIME : 1:56.800		DIFFERENCE : 0.002					
LAP	SECTOR 1	SECTOR 2	SECTOR 3	SECTOR 4	SPEED TRAP	LAP TIME	KPH	DIFF	TIME OF DAY
1 -		30.080	40.684	30.405	167,7	2:21.293	109,89	24.493	12:43:28.376
2 -	32.748	28.234	38.992	29.386	215,2	2:09.360	120,02	12.560	12:45:37.736
3 -	31.379	27.166	38.173	29.136	218,7	2:05.854	123,37	9.054	12:47:43.590
4 -	31.709	26.986	37.709	28.974	217,5	2:05.378	123,83	8.578	12:49:48.968
5 -	31.302	26.832	37.472	28.900	215,2	2:04.506	124,70	7.706	12:51:53.474
6 -	30.948	26.593	36.945	28.508	221,2	2:02.994	126,24	6.194	12:53:56.468
7 -	30.825	26.730	36.832	28.305	215,2	2:02.692	126,55	5.892	12:55:59.160
8 -	30.387	26.385	36.365	28.094	230,2	2:01.231	128,07	4.431	12:58:00.391
9 -	30.399	26.319	36.143	28.116	225,0	2:00.977	128,34	4.177	13:00:01.368
10 -	30.472	26.135	35.962	27.807	215,2	2:00.376	128,98	3.576	13:02:01.744
11 -	29.889	26.133	35.997	28.226	235,7	2:00.245	129,12	3.445	13:04:01.989
12 -	29.647	25.757	35.678	27.603	232,9	1:58.685	130,82	1.885	13:06:00.674
13 -	29.532	25.853	35.417	27.572	237,1	1:58.374	131,16	1.574	13:07:59.048
14 -	29.199	25.689	35.665	27.483	238,5	1:58.036	131,54	1.236	13:09:57.084
15 -	29.087	25.574	35.367	27.411	238,5	1:57.439 (3)	132,21	0.639	13:11:54.523
16 -	29.080	25.449	35.062	27.209	235,7	1:56.800 (1)	132,93		13:13:51.323
17 -	29.078	25.487	35.210	27.524	238,5	1:57.299 (2)	132,36	0.499	13:15:48.622

P12 61 STCK600 JAVIER DEL OLMO						KAWASAKI - KAWASAKI PALMETO PLRACING			
IDEAL LAP TIME : 1:58.058		BEST LAP TIME : 1:58.338		DIFFERENCE : 0.280					
LAP	SECTOR 1	SECTOR 2	SECTOR 3	SECTOR 4	SPEED TRAP	LAP TIME	KPH	DIFF	TIME OF DAY
1 -		29.148	39.495	29.762	172,9	2:18.743	111,91	20.405	12:43:25.826
2 -	32.590	27.652	38.950	29.945	201,0	2:09.137	120,23	10.799	12:45:34.963
3 -	32.587	27.247	38.271	29.029	188,5	2:07.134	122,12	8.796	12:47:42.097
4 -	31.727	26.786	37.791	29.302	205,1	2:05.606	123,61	7.268	12:49:47.703
5 -	31.373	26.583	37.481	28.726	204,1	2:04.163	125,05	5.825	12:51:51.866
6 -	31.021	26.500	37.843	28.495	210,6	2:03.859	125,35	5.521	12:53:55.725
7 -	30.938	26.341	36.726	28.540	212,9	2:02.545	126,70	4.207	12:55:58.270
8 -	30.168	26.022	36.292	28.237	223,7	2:00.719	128,61	2.381	12:57:58.989
9 -	30.182	26.432	36.224	28.351	215,2	2:01.189	128,12	2.851	13:00:00.178
10 -	30.330	25.659	36.205	28.199	222,4	2:00.393	128,96	2.055	13:02:00.571
11 -	30.345	26.006	36.466	28.452	228,9	2:01.269	128,03	2.931	13:04:01.840
12 -	30.007	25.864	35.929	28.283	227,5	2:00.083	129,30	1.745	13:06:01.923
13 -	29.902	25.631	35.543	27.908	217,5	1:58.984 (2)	130,49	0.646	13:08:00.907
14 -	29.478	25.651	36.154	27.839	234,3	1:59.122 (3)	130,34	0.784	13:10:00.029
15 -	29.633	25.660	35.978	27.926	223,7	1:59.197	130,26	0.859	13:11:59.226
16 -	29.653	25.629	36.011	28.248	223,7	1:59.541	129,88	1.203	13:13:58.767
17 -	29.357	25.418	35.444	28.119	237,1	1:58.338 (1)	131,20		13:15:57.105

ESBK - Campeonato de España de Superbikes

ESBK - Supersport NG

Carrera 2 - SECTOR ANALYSIS



SECTOR 1 = FL to I1, SECTOR 2 = I1 to I2 SECTOR 3 = I2 to I3, SECTOR 4 = I3 to FL, DIFF = Difference To Personal Best Lap, P = Crossed Finish Line in Pit Lane

P13 91 STCK600 TAIYO AKSU					YAMAHA - ARCO SASH MOTOR UNIVERSITY TEA				
IDEAL LAP TIME : 1:58.925		BEST LAP TIME : 1:59.377		DIFFERENCE : 0.452					
LAP	SECTOR 1	SECTOR 2	SECTOR 3	SECTOR 4	SPEED TRAP	LAP TIME	KPH	DIFF	TIME OF DAY
1 -		29.942	39.094	29.597	162,2	2:19.204	111,53	19.827	12:43:26.287
2 -	32.333	27.726	38.755	29.633	198,0	2:08.447	120,88	9.070	12:45:34.734
3 -	31.890	27.529	37.875	29.321	201,0	2:06.615	122,63	7.238	12:47:41.349
4 -	31.730	27.059	37.676	29.110	198,9	2:05.575	123,64	6.198	12:49:46.924
5 -	31.692	27.028	37.722	28.975	196,0	2:05.417	123,80	6.040	12:51:52.341
6 -	31.080	26.866	37.208	28.699	210,6	2:03.853	125,36	4.476	12:53:56.194
7 -	30.726	26.567	36.689	28.464	209,5	2:02.446	126,80	3.069	12:55:58.640
8 -	30.421	26.356	36.255	28.361	217,5	2:01.393	127,90	2.016	12:58:00.033
9 -	30.430	26.321	36.007	28.403	215,2	2:01.161	128,15	1.784	13:00:01.194
10 -	30.424	26.099	36.340	28.163	214,0	2:01.026	128,29	1.649	13:02:02.220
11 -	29.904	25.974	35.792	28.320	226,2	1:59.990	129,40	0.613	13:04:02.210
12 -	29.859	25.959	35.783	28.000	225,0	1:59.601 (3)	129,82	0.224	13:06:01.811
13 -	30.302	26.013	35.729	28.004	214,0	2:00.048	129,33	0.671	13:08:01.859
14 -	29.641	26.009	35.771	27.956	222,4	1:59.377 (1)	130,06		13:10:01.236
15 -	29.745	26.177	35.857	27.870	231,5	1:59.649	129,76	0.272	13:12:00.885
16 -	29.889	25.995	35.455	28.128	217,5	1:59.467 (2)	129,96	0.090	13:14:00.352
17 -	30.238	26.277	36.235	28.579	217,5	2:01.329	127,97	1.952	13:16:01.681

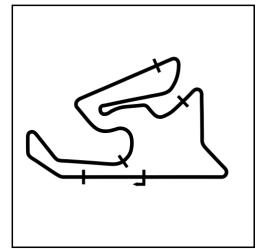
P14 67 STCK600 GONÇALO CAPOTE DA SILVA					YAMAHA - EASYRACE TEAM				
IDEAL LAP TIME : 2:00.653		BEST LAP TIME : 2:00.908		DIFFERENCE : 0.255					
LAP	SECTOR 1	SECTOR 2	SECTOR 3	SECTOR 4	SPEED TRAP	LAP TIME	KPH	DIFF	TIME OF DAY
1 -		28.323	39.038	28.877	173,6	2:15.940	114,21	15.032	12:43:23.023
2 -	30.859	27.199	37.029	29.019	205,1	2:04.106	125,10	3.198	12:45:27.129
3 -	31.724	26.714	37.084	28.814	195,0	2:04.336	124,87	3.428	12:47:31.465
4 -	31.282	26.649	37.483	28.831	196,0	2:04.245	124,96	3.337	12:49:35.710
5 -	31.142	26.455	37.709	28.981	209,5	2:04.287	124,92	3.379	12:51:39.997
6 -	30.657	26.370	36.681	28.584	211,7	2:02.292	126,96	1.384	12:53:42.289
7 -	30.895	26.637	36.778	28.687	211,7	2:02.997	126,23	2.089	12:55:45.286
8 -	31.034	26.497	36.466	28.802	216,3	2:02.799	126,44	1.891	12:57:48.085
9 -	30.864	26.340	36.592	28.547	212,9	2:02.343	126,91	1.435	12:59:50.428
10 -	30.833	26.190	36.493	28.602	209,5	2:02.118	127,14	1.210	13:01:52.546
11 -	30.858	26.341	36.423	28.527	211,7	2:02.149	127,11	1.241	13:03:54.695
12 -	30.420	26.249	36.026	28.213	216,3	2:00.908 (1)	128,41		13:05:55.603
13 -	30.666	26.162	36.175	28.200	215,2	2:01.203	128,10	0.295	13:07:56.806
14 -	30.481	26.229	36.291	28.174	220,0	2:01.175	128,13	0.267	13:09:57.981
15 -	30.387	26.144	36.270	28.354	221,2	2:01.155 (3)	128,15	0.247	13:11:59.136
16 -	30.763	26.180	36.575	28.285	208,4	2:01.803	127,47	0.895	13:14:00.939
17 -	30.309	26.155	36.051	28.451	218,7	2:00.966 (2)	128,35	0.058	13:16:01.905

P15 66 STCK600 SERGIO GARCIA					- EASYRACE TEAM				
IDEAL LAP TIME : 1:57.530		BEST LAP TIME : 1:57.539		DIFFERENCE : 0.009					
LAP	SECTOR 1	SECTOR 2	SECTOR 3	SECTOR 4	SPEED TRAP	LAP TIME	KPH	DIFF	TIME OF DAY
1 -		29.749	40.362	29.431	162,2	2:20.324	110,64	22.785	12:43:27.407
2 -	32.871	27.912	38.783	29.296	200,0	2:08.862	120,49	11.323	12:45:36.269
3 -	32.141	27.388	38.186	29.316	204,1	2:07.031	122,22	9.492	12:47:43.300
4 -	31.717	27.021	37.686	28.995	208,4	2:05.419	123,79	7.880	12:49:48.719
5 -	31.819	26.980	37.296	28.922	216,3	2:05.017	124,19	7.478	12:51:53.736
6 -	31.403	26.897	36.955	28.613	214,0	2:03.868	125,34	6.329	12:53:57.604
7 -	30.941	26.567	36.944	28.625	215,2	2:03.077	126,15	5.538	12:56:00.681
8 -	30.677	26.545	36.504	28.289	212,9	2:02.015	127,25	4.476	12:58:02.696
9 -	30.382	26.277	36.605	28.279	220,0	2:01.543	127,74	4.004	13:00:04.239
10 -	30.559	26.361	36.623	28.360	217,5	2:01.903	127,37	4.364	13:02:06.142
11 -	30.670	26.215	36.436	28.528	220,0	2:01.849	127,42	4.310	13:04:07.991
12 -	30.101	26.212	35.922	27.874	218,7	2:00.109	129,27	2.570	13:06:08.100
13 -	29.972	25.914	36.303	27.936	226,2	2:00.125	129,25	2.586	13:08:08.225
14 -	30.059	25.776	35.641	27.560	222,4	1:59.036	130,43	1.497	13:10:07.261
15 -	29.849	25.718	35.475	27.718	227,5	1:58.760 (3)	130,74	1.221	13:12:06.021
16 -	29.709	25.712	35.412	27.628	228,9	1:58.461 (2)	131,07	0.922	13:14:04.482
17 -	29.718	25.567	34.791	27.463	228,9	1:57.539 (1)	132,09		13:16:02.021

ESBK - Campeonato de España de Superbikes

ESBK - Supersport NG

Carrera 2 - SECTOR ANALYSIS



SECTOR 1 = FL to I1, SECTOR 2 = I1 to I2 SECTOR 3 = I2 to I3, SECTOR 4 = I3 to FL, DIFF = Difference To Personal Best Lap, P = Crossed Finish Line in Pit Lane

P16 80 SS600NG MOHAMMED BINLADIN					- TEAM SPEED RACING				
IDEAL LAP TIME : 1:59.932		BEST LAP TIME : 2:00.134		DIFFERENCE : 0.202					
LAP	SECTOR 1	SECTOR 2	SECTOR 3	SECTOR 4	SPEED TRAP	LAP TIME	KPH	DIFF	TIME OF DAY
1 -		29.527	40.474	29.676	164,3	2:19.917	110,97	19.783	12:43:27.000
2 -	32.817	27.970	38.959	29.175	190,3	2:08.921	120,43	8.787	12:45:35.921
3 -	31.902	27.228	38.595	28.983	198,9	2:06.708	122,54	6.574	12:47:42.629
4 -	31.534	26.995	38.282	28.883	209,5	2:05.694	123,52	5.560	12:49:48.323
5 -	31.391	27.090	37.553	28.722	201,0	2:04.756	124,45	4.622	12:51:53.079
6 -	31.598	26.753	37.329	28.524	208,4	2:04.204	125,01	4.070	12:53:57.283
7 -	30.880	26.535	37.223	28.418	209,5	2:03.056	126,17	2.922	12:56:00.339
8 -	30.728	26.443	36.631	28.141	209,5	2:01.943	127,32	1.809	12:58:02.282
9 -	30.613	26.386	36.494	28.105	220,0	2:01.598	127,68	1.464	13:00:03.880
10 -	30.727	26.324	36.584	28.264	211,7	2:01.899	127,37	1.765	13:02:05.779
11 -	30.718	26.180	36.523	28.442	212,9	2:01.863	127,41	1.729	13:04:07.642
12 -	30.042	26.076	36.094	27.922	227,5	2:00.134 (1)	129,24		13:06:07.776
13 -	30.029	25.887	36.414	28.503	223,7	2:00.833 (2)	128,49	0.699	13:08:08.609
14 -	30.486	26.066	36.677	28.359	220,0	2:01.588 (3)	127,70	1.454	13:10:10.197
15 -	30.456	26.676	37.007	29.079	223,7	2:03.218	126,01	3.084	13:12:13.415
16 -	31.065	26.847	36.813	28.512	215,2	2:03.237	125,99	3.103	13:14:16.652
17 -	31.083	26.269	36.372	28.219	210,6	2:01.943	127,32	1.809	13:16:18.595

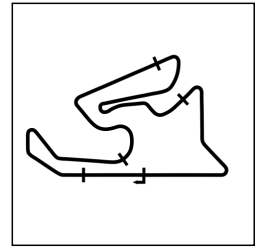
P17 33 SS600NG FILIP REHACEK					YAMAHA - NEW2 PROJECT				
IDEAL LAP TIME : 2:01.059		BEST LAP TIME : 2:01.419		DIFFERENCE : 0.360					
LAP	SECTOR 1	SECTOR 2	SECTOR 3	SECTOR 4	SPEED TRAP	LAP TIME	KPH	DIFF	TIME OF DAY
1 -		29.395	40.602	30.484	150,5	2:22.527	108,93	21.108	12:43:29.610
2 -	33.885	28.255	39.260	29.717	181,6	2:11.117	118,41	9.698	12:45:40.727
3 -	32.701	27.675	38.323	29.344	192,2	2:08.043	121,26	6.624	12:47:48.770
4 -	32.102	27.360	37.725	28.927	208,4	2:06.114	123,11	4.695	12:49:54.884
5 -	32.175	27.192	37.678	28.972	207,3	2:06.017	123,21	4.598	12:52:00.901
6 -	31.079	26.754	37.569	28.675	210,6	2:04.077	125,13	2.658	12:54:04.978
7 -	31.584	26.856	37.283	28.824	215,2	2:04.547	124,66	3.128	12:56:09.525
8 -	31.179	26.750	37.376	28.676	220,0	2:03.981	125,23	2.562	12:58:13.506
9 -	30.953	26.909	36.926	28.466	221,2	2:03.254	125,97	1.835	13:00:16.760
10 -	31.147	26.822	37.775	28.407	211,7	2:04.151	125,06	2.732	13:02:20.911
11 -	30.761	26.385	36.598	28.176	211,7	2:01.920 (3)	127,35	0.501	13:04:22.831
12 -	30.582	26.136	36.680	28.262	226,2	2:01.660 (2)	127,62	0.241	13:06:24.491
13 -	30.978	26.484	37.114	28.549	200,0	2:03.125	126,10	1.706	13:08:27.616
14 -	30.771	26.474	36.923	28.313	215,2	2:02.481	126,76	1.062	13:10:30.097
15 -	30.524	26.246	36.901	28.349	218,7	2:02.020	127,24	0.601	13:12:32.117
16 -	30.617	26.403	36.328	28.071	221,2	2:01.419 (1)	127,87		13:14:33.536

P18 98 STCK600 CHANON INTA					YAMAHA -				
IDEAL LAP TIME : 2:02.205		BEST LAP TIME : 2:02.891		DIFFERENCE : 0.686					
LAP	SECTOR 1	SECTOR 2	SECTOR 3	SECTOR 4	SPEED TRAP	LAP TIME	KPH	DIFF	TIME OF DAY
1 -		29.710	40.439	30.320	158,4	2:21.513	109,71	18.622	12:43:28.596
2 -	32.748	28.058	38.693	29.639	194,1	2:09.138	120,23	6.247	12:45:37.734
3 -	32.028	27.225	37.905	29.185	202,0	2:06.343	122,89	3.452	12:47:44.077
4 -	31.433	27.168	37.710	29.165	218,7	2:05.476	123,74	2.585	12:49:49.553
5 -	31.338	26.912	37.767	28.838	211,7	2:04.855	124,35	1.964	12:51:54.408
6 -	31.043	26.837	37.487	28.614	221,2	2:03.981	125,23	1.090	12:53:58.389
7 -	30.804	26.701	37.286	28.580	218,7	2:03.371 (3)	125,85	0.480	12:56:01.760
8 -	30.846	26.851	37.304	29.570	215,2	2:04.571	124,64	1.680	12:58:06.331
9 -	31.145	27.057	37.861	29.065	211,7	2:05.128	124,08	2.237	13:00:11.459
10 -	30.983	26.826	37.819	28.825	217,5	2:04.453	124,76	1.562	13:02:15.912
11 -	30.871	26.675	37.386	29.512	217,5	2:04.444	124,76	1.553	13:04:20.356
12 -	30.721	26.692	37.473	28.842	222,4	2:03.728	125,49	0.837	13:06:24.084
13 -	30.646	26.626	37.484	28.676	226,2	2:03.432	125,79	0.541	13:08:27.516
14 -	31.155	26.735	37.042	28.362	210,6	2:03.294 (2)	125,93	0.403	13:10:30.810
15 -	30.388	26.413	37.322	28.768	222,4	2:02.891 (1)	126,34		13:12:33.701
16 -	30.527	26.511	37.487	29.043	225,0	2:03.568	125,65	0.677	13:14:37.269

ESBK - Campeonato de España de Superbikes

ESBK - Supersport NG

Carrera 2 - SECTOR ANALYSIS



SECTOR 1 = FL to I1, SECTOR 2 = I1 to I2 SECTOR 3 = I2 to I3, SECTOR 4 = I3 to FL, DIFF = Difference To Personal Best Lap, P = Crossed Finish Line in Pit Lane

P19 81 STCK600 PAOLA RAMOS		YAMAHA - SUPERHUGO 44 TEAM							
IDEAL LAP TIME : 2:01.500		BEST LAP TIME : 2:01.841		DIFFERENCE : 0.341					
LAP	SECTOR 1	SECTOR 2	SECTOR 3	SECTOR 4	SPEED TRAP	LAP TIME	KPH	DIFF	TIME OF DAY
1 -		30.129	39.761	30.659	151,7	2:22.747	108,77	20.906	12:43:29.830
2 -	33.912	28.883	38.439	29.847	185,0	2:11.081	118,45	9.240	12:45:40.911
3 -	32.714	27.893	38.278	29.152	194,1	2:08.037	121,26	6.196	12:47:48.948
4 -	32.244	27.549	37.897	29.066	201,0	2:06.756	122,49	4.915	12:49:55.704
5 -	31.718	27.711	37.927	29.094	218,7	2:06.450	122,79	4.609	12:52:02.154
6 -	31.593	27.502	37.867	29.150	209,5	2:06.112	123,11	4.271	12:54:08.266
7 -	31.802	27.386	37.941	29.137	212,9	2:06.266	122,96	4.425	12:56:14.532
8 -	31.761	27.162	37.788	28.749	206,2	2:05.460	123,75	3.619	12:58:19.992
9 -	31.184	27.225	37.312	28.638	220,0	2:04.359	124,85	2.518	13:00:24.351
10 -	30.595	27.154	37.352	28.489	222,4	2:03.590	125,63	1.749	13:02:27.941
11 -	30.678	26.830	37.018	28.572	222,4	2:03.098	126,13	1.257	13:04:31.039
12 -	30.750	26.889	37.021	28.316	223,7	2:02.976	126,25	1.135	13:06:34.015
13 -	30.567	26.750	36.716	28.285	226,2	2:02.318 (3)	126,93	0.477	13:08:36.333
14 -	30.423	26.570	36.639	28.209	227,5	2:01.841 (1)	127,43		13:10:38.174
15 -	30.554	26.515	36.353	28.422	217,5	2:01.844 (2)	127,43	0.003	13:12:40.018
16 -	30.685	27.040	36.951	28.657	225,0	2:03.333	125,89	1.492	13:14:43.351

ESBK - Campeonato de España de Superbikes

ESBK - Supersport NG

Carrera 2 - STATISTICS

Competitors Started	19
Planned Start	2024-10-27 @ 12:40:00.000
Actual Start	2024-10-27 @ 12:41:07.082
Finish Time	2024-10-27 @ 13:14:28.763
Track Length	4,313km
Total Laps	320
Total Distance Covered	1380,160km

Session Fastest Lap History

NO	CL	NAME	LAP TIME	TIME OF DAY	LAP	VEHICLE
31	STCK600	ALBERTO GARCIA	2:06.971	12:43:14.048	1	
31	STCK600	ALBERTO GARCIA	2:00.839	12:45:14.886	2	
31	STCK600	ALBERTO GARCIA	2:00.616	12:47:15.502	3	
43	SS600NG	HARRY KHOURI	2:00.324	12:47:18.667	3	YAMAHA
38	SS600NG	JUAN RODRIGUEZ	1:59.626	12:47:21.777	3	
31	STCK600	ALBERTO GARCIA	1:59.543	12:49:15.045	4	
43	SS600NG	HARRY KHOURI	1:58.530	12:49:17.196	4	YAMAHA
38	SS600NG	JUAN RODRIGUEZ	1:58.442	12:49:20.219	4	
38	SS600NG	JUAN RODRIGUEZ	1:56.927	12:51:17.147	5	
38	SS600NG	JUAN RODRIGUEZ	1:56.590	12:53:13.736	6	
38	SS600NG	JUAN RODRIGUEZ	1:56.065	12:55:09.802	7	
16	SS600NG	ALVARO FUERTES	1:55.308	12:59:22.671	9	
16	SS600NG	ALVARO FUERTES	1:54.894	13:03:13.322	11	
16	SS600NG	ALVARO FUERTES	1:54.767	13:05:08.089	12	
16	SS600NG	ALVARO FUERTES	1:54.260	13:07:02.350	13	
4	SS600NG	ERIC FERNANDEZ	1:54.021	13:07:16.733	13	
4	SS600NG	ERIC FERNANDEZ	1:53.475	13:09:10.207	14	
4	SS600NG	ERIC FERNANDEZ	1:52.902	13:11:03.110	15	
4	SS600NG	ERIC FERNANDEZ	1:51.846	13:12:54.955	16	
4	SS600NG	ERIC FERNANDEZ	1:51.442	13:14:46.398	17	

Session Leader History

NO	CL	NAME	FROM LAP	LAPS LED	DISTANCE	VEHICLE
31	STCK600	ALBERTO GARCIA	1	6	25,87 km	
38	SS600NG	JUAN RODRIGUEZ	7	11	47,44 km	

Flag History

TYPE	TIME OF DAY
GREEN	12:41:07.082
FINISH	13:14:28.763

Flag Statistics

TYPE	COUNT	TOTAL LAPS	TOTAL TIME
Green	1	17	37:29.399
Red	0	0	0.000
Safety Car	0	0	0.000
FCY	0	0	0.000

ESBK - Campeonato de España de Superbikes

ESBK - Supersport NG

Carrera 2 - STATISTICS

CLASS : SS600NG

8 Starters

Fastest Lap History

NO	NAME	LAP TIME	TIME OF DAY	LAP	VEHICLE
43	HARRY KHOURI	2:09.940	12:43:17.018	1	YAMAHA
43	HARRY KHOURI	2:01.325	12:45:18.343	2	YAMAHA
43	HARRY KHOURI	2:00.324	12:47:18.667	3	YAMAHA
38	JUAN RODRIGUEZ	1:59.626	12:47:21.777	3	
43	HARRY KHOURI	1:58.530	12:49:17.196	4	YAMAHA
38	JUAN RODRIGUEZ	1:58.442	12:49:20.219	4	
38	JUAN RODRIGUEZ	1:56.927	12:51:17.147	5	
38	JUAN RODRIGUEZ	1:56.590	12:53:13.736	6	
38	JUAN RODRIGUEZ	1:56.065	12:55:09.802	7	
16	ALVARO FUERTES	1:55.308	12:59:22.671	9	
16	ALVARO FUERTES	1:54.894	13:03:13.322	11	
16	ALVARO FUERTES	1:54.767	13:05:08.089	12	
16	ALVARO FUERTES	1:54.260	13:07:02.350	13	
4	ERIC FERNANDEZ	1:54.021	13:07:16.733	13	
4	ERIC FERNANDEZ	1:53.475	13:09:10.207	14	
4	ERIC FERNANDEZ	1:52.902	13:11:03.110	15	
4	ERIC FERNANDEZ	1:51.846	13:12:54.955	16	
4	ERIC FERNANDEZ	1:51.442	13:14:46.398	17	

Leader History

NO	NAME	FROM LAP	LAPS LED	DISTANCE	VEHICLE
43	HARRY KHOURI	1	5	21,56 km	YAMAHA
38	JUAN RODRIGUEZ	6	12	51,75 km	

ESBK - Campeonato de España de Superbikes

ESBK - Supersport NG

Carrera 2 - STATISTICS

CLASS : STCK600

11 Starters

Fastest Lap History

NO	NAME	LAP TIME	TIME OF DAY	LAP	VEHICLE
31	ALBERTO GARCIA	2:06.971	12:43:14.048	1	
31	ALBERTO GARCIA	2:00.839	12:45:14.886	2	
31	ALBERTO GARCIA	2:00.616	12:47:15.502	3	
31	ALBERTO GARCIA	1:59.543	12:49:15.045	4	
31	ALBERTO GARCIA	1:58.865	12:51:13.911	5	
31	ALBERTO GARCIA	1:58.709	12:53:12.619	6	
31	ALBERTO GARCIA	1:58.451	12:55:11.071	7	
31	ALBERTO GARCIA	1:57.790	12:59:11.247	9	
31	ALBERTO GARCIA	1:57.237	13:05:04.807	12	
31	ALBERTO GARCIA	1:57.032	13:07:01.838	13	
31	ALBERTO GARCIA	1:56.569	13:08:58.408	14	
31	ALBERTO GARCIA	1:56.142	13:10:54.550	15	
73	JACOPO CRETARO	1:55.936	13:11:48.240	15	
31	ALBERTO GARCIA	1:55.823	13:12:50.373	16	
73	JACOPO CRETARO	1:55.533	13:13:43.774	16	

Leader History

NO	NAME	FROM LAP	LAPS LED	DISTANCE	VEHICLE
31	ALBERTO GARCIA	1	17	73,32 km	