

**ESBK - Campeonato de España de Superbikes**
**ESBK - Supersport NG**
**Carrera 1 - CLASSIFICATION**
**Race Distance: 17 Laps / 73,32 kilometers**

POS	NO	CL	PIC	NAME	NAT	ENTRY	LAPS	TIME	GAP	DIFF	KPH	BEST	ON	GRD	↓↑
1	4	SS600NG	1	ERIC FERNANDEZ	ESP	- TEAM SPEED RACING	17	35:47.041			122,93	<b>2:03.061</b>	3	2	1
2	31	STCK600	1	ALBERTO GARCIA	ESP	- AGB31	17	35:53.968	<b>6.927</b>	6.927	122,54	<b>2:03.150</b>	2	4	2
3	16	SS600NG	2	ALVARO FUERTES	ESP	- PS RACING	17	35:48.565			122,85	<b>2:01.803</b>	2	8	5
4	10	SS600NG	3	LEUNGO KITLANO GAORZAF	-	I+DENT RACING TEAM	17	36:13.725	<b>26.684</b>		121,43	<b>2:05.880</b>	17	6	2
5	47	STCK600	2	TIBOR ERIK VARGA	HUN	YAMAHA -	17	36:13.791	<b>26.750</b>	0.066	121,42	<b>2:05.205</b>	16	9	4
6	73	STCK600	3	JACOPO CRETARO	ITA	- PS RACING TEAM	17	36:16.375	<b>29.334</b>	2.584	121,28	<b>2:06.182</b>	17	7	1
7	77	STCK600	4	JOSE MANUEL OSUNA	ESP	KAWASAKI - DEZA-BOX77 RACING TEAM	17	36:17.256	<b>30.215</b>	0.881	121,23	<b>2:06.061</b>	15	5	-2
8	37	SS600NG	4	MAURO GONZALEZ	ESP	- TEAM SPEED RACING	17	36:19.061	<b>32.020</b>	1.805	121,13	<b>2:06.281</b>	13	18	10
9	38	SS600NG	5	JUAN RODRIGUEZ	ESP	- I+DENT RACING TEAM	17	36:45.037	<b>57.996</b>	25.976	119,70	<b>2:01.076</b>	15	1	-8
10	43	SS600NG	6	HARRY KHOURI	AUS	YAMAHA - ANDOTRANS TEAM TORRENTO	17	36:50.249	<b>1:03.208</b>	5.212	119,42	<b>2:01.570</b>	3	3	-7
11	33	SS600NG	7	FILIP REHACEK	CZE	YAMAHA - NEW2 PROJECT	17	36:53.452	<b>1:06.411</b>	3.203	119,25	<b>2:08.537</b>	17	14	3
12	67	STCK600	5	GONÇALO CAPOTE DA SPRT	YAMAHA - EASYRACE TEAM	17	37:12.701	<b>1:25.660</b>	19.249	118,22	<b>2:08.254</b>	5	12	0	
13	61	STCK600	6	JAVIER DEL OLMO	ESP	KAWASAKI - KAWASAKI PALMETO PLRACING	17	37:22.243	<b>1:35.202</b>	9.542	117,71	<b>2:09.229</b>	6	17	4
14	57	STCK600	7	FRANCISCO JAVIER PALI	ESP	YAMAHA - CERBA PROMORACING TEAM	17	37:23.010	<b>1:35.969</b>	0.767	117,67	<b>2:07.149</b>	4	16	2
15	66	STCK600	8	SERGIO GARCIA	ESP	- EASYRACE TEAM	14	38:16.726	<b>3 Laps</b>	3 Laps	94,64	<b>2:06.122</b>	4	11	-4

**NOT CLASSIFIED**

DNF	9	SS600NG		SIMON JESPERSEN	DNK	YAMAHA - TEAM SCANDINAVIA	16	34:09.958	<b>1 Lap</b>	0.000	121,18	<b>2:05.902</b>	14	15	
DNF	91	STCK600		TAIYO AKSU	AUS	YAMAHA - ARCO SASH MOTOR UNIVERSITY T	9	19:32.381	<b>8 Laps</b>	7 Laps	119,19	<b>2:08.213</b>	7	13	
DNF	81	STCK600		PAOLA RAMOS	ESP	YAMAHA - SUPERHUGO 44 TEAM	8	17:25.526	<b>9 Laps</b>	1 Lap	118,80	<b>2:08.367</b>	2	19	
DNF	80	SS600NG		MOHAMMED BINLADIN	KSA	- TEAM SPEED RACING	7	15:02.604	<b>10 Laps</b>	1 Lap	120,41	<b>2:05.138</b>	2	10	
DNF	98	STCK600		CHANON INTA	THA	YAMAHA -	6	13:07.204	<b>11 Laps</b>	1 Lap	118,34	<b>2:09.079</b>	6	20	

**FASTEST LAP**

38	SS600NG	JUAN RODRIGUEZ	ESP	- I+DENT RACING TEAM	15	2:01.076	79,68 mph	128,24 kph
31	STCK600	ALBERTO GARCIA	ESP	- AGB31	2	2:03.150	78,34 mph	126,08 kph

**Comments:**
**#16 PENALIZADO 1 POS. POR ADELANTAR EN DOBLE BANDERA AMARILLA**

Weather / Track : Rain / Wet

These results are provisional until the conclusion of any judicial and technical matters.

Date: 26/10/2024 Start: 15:56 Finish: 16:31

Circuito de Navarra: 4,313 km

Race Director:	Stewards:	Timekeeper:	
----------------	-----------	-------------	--

 Results can be found at [www.tsl-timing.com](http://www.tsl-timing.com)

Printed - 16:39 sábado, sábado, 26 de octubre de 2024

# ESBK - Campeonato de España de Superbikes

## ESBK - Supersport NG

### Carrera 1 - CLASSIFICATION BY CLASS

Race Distance: 17 Laps / 73,32 kilometers

#### CLASS : Supersport NG - SS600NG

POS	NO	NAME	NAT	ENTRY	LAPS	TIME	GAP	DIFF	KPH	BEST	ON
1	4	ERIC FERNANDEZ	ESP	- TEAM SPEED RACING	17	35:47.041			122,93	2:03.061	3
2	10	LEUNGO KITLANO GAOREKWE	ZAF	- I+DENT RACING TEAM	17	36:13.725	26.684	26.684	121,43	2:05.880	17
3	16	ALVARO FUERTES	ESP	- PS RACING	17	35:48.565	1.524	-25.160	122,85	2:01.803	2
4	37	MAURO GONZALEZ	ESP	- TEAM SPEED RACING	17	36:19.061	32.020	30.496	121,13	2:06.281	13
5	38	JUAN RODRIGUEZ	ESP	- I+DENT RACING TEAM	17	36:45.037	57.996	25.976	119,70	2:01.076	15
6	43	HARRY KHOURI	AUS	YAMAHA - ANDOTRANS TEAM TOF	17	36:50.249	1:03.208	5.212	119,42	2:01.570	3
7	33	FILIP REHACEK	CZE	YAMAHA - NEW2 PROJECT	17	36:53.452	1:06.411	3.203	119,25	2:08.537	17
DNF	9	SIMON JESPERSEN	DNK	YAMAHA - TEAM SCANDINAVIA	16	34:09.958	1 Lap	1 Lap	121,18	2:05.902	14
DNF	80	MOHAMMED BINLADIN	KSA	- TEAM SPEED RACING	7	15:02.604	10 Laps	9 Laps	120,41	2:05.138	2

#### CLASS : Supersport NG - STCK600

POS	NO	NAME	NAT	ENTRY	LAPS	TIME	GAP	DIFF	KPH	BEST	ON
1	31	ALBERTO GARCIA	ESP	- AGB31	17	35:53.968			122,54	2:03.150	2
2	47	TIBOR ERIK VARGA	HUN	YAMAHA -	17	36:13.791	19.823	19.823	121,42	2:05.205	16
3	73	JACOPO CRETARO	ITA	- PS RACING TEAM	17	36:16.375	22.407	2.584	121,28	2:06.182	17
4	77	JOSE MANUEL OSUNA	ESP	KAWASAKI - DEZA-BOX77 RACING	17	36:17.256	23.288	0.881	121,23	2:06.061	15
5	67	GONÇALO CAPOTE DA SILVA	PRT	YAMAHA - EASYRACE TEAM	17	37:12.701	1:18.733	55.445	118,22	2:08.254	5
6	61	JAVIER DEL OLMO	ESP	KAWASAKI - KAWASAKI PALMETO	17	37:22.243	1:28.275	9.542	117,71	2:09.229	6
7	57	FRANCISCO JAVIER PALOMERA	ESP	YAMAHA - CERBA PROMORACING	17	37:23.010	1:29.042	0.767	117,67	2:07.149	4
8	66	SERGIO GARCIA	ESP	- EASYRACE TEAM	14	38:16.726	3 Laps	3 Laps	94,64	2:06.122	4
DNF	91	TAIYO AKSU	AUS	YAMAHA - ARCO SASH MOTOR UN	9	19:32.381	8 Laps	5 Laps	119,19	2:08.213	7
DNF	81	PAOLA RAMOS	ESP	YAMAHA - SUPERHUGO 44 TEAM	8	17:25.526	9 Laps	1 Lap	118,80	2:08.367	2
DNF	98	CHANON INTA	THA	YAMAHA -	6	13:07.204	11 Laps	2 Laps	118,34	2:09.079	6

#### FASTEST LAP

38	SS600NG	JUAN RODRIGUEZ	ESP	- I+DENT RACING TEAM	15	2:01.076		79,68 mph	128,24 kph
31	STCK600	ALBERTO GARCIA	ESP	- AGB31	2	2:03.150		78,34 mph	126,08 kph

#### Comments:

#16 PENALIZADO 1 POS. POR ADELANTAR EN DOBLE BANDERA AMARILLA

Weather / Track : Rain / Wet

These results are provisional until the conclusion of any judicial and technical matters.

Date: 26/10/2024 Start: 15:56 Finish: 16:31

Circuito de Navarra: 4,313 km

Race Director:	Stewards:	Timekeeper:	
----------------	-----------	-------------	--

Results can be found at [www.tsl-timing.com](http://www.tsl-timing.com)

Printed - 16:39 sábado, sábado, 26 de octubre de 2024

# ESBK - Campeonato de España de Superbikes

## ESBK - Supersport NG

### Carrera 1 - BEST SECTORS

SECTOR 1			SECTOR 2			SECTOR 3			SECTOR 4			IDEAL / BEST COMPARISON						
POS	NO	NAME	TIME	NO	NAME	TIME	NO	NAME	TIME	NO	NAME	TIME	POS	NO	NAME	IDEAL	BEST	DIFF
1	38	RODRIGU	30.263	38	RODRIGU	26.071	16	FUERTES	36.028	38	RODRIGU	27.851	1	38	RODRIGUEZ	2:00.216	2:01.076	0.860
2	43	KHOURI	30.276	16	FUERTES	26.315	38	RODRIGU	36.031	16	FUERTES	28.204	2	43	KHOURI	2:01.336	2:01.570	0.234
3	31	GARCIA	30.690	43	KHOURI	26.421	43	KHOURI	36.194	4	FERNAND	28.261	3	16	FUERTES	2:01.336	2:01.803	0.467
4	4	FERNAND	30.712	4	FERNAND	26.437	31	GARCIA	36.804	43	KHOURI	28.445	4	4	FERNANDEZ	2:02.275	2:03.061	0.786
5	16	FUERTES	30.789	31	GARCIA	26.741	4	FERNAND	36.865	31	GARCIA	28.564	5	31	GARCIA	2:02.799	2:03.150	0.351
6	10	GAOREKV	31.031	80	BINLADI	27.116	80	BINLADI	37.369	80	BINLADI	28.667	6	47	VARGA	2:04.748	2:05.205	0.457
7	47	VARGA	31.055	57	PALOMER	27.134	47	VARGA	37.406	9	JESPERS	28.843	7	80	BINLADIN	2:04.830	2:05.138	0.308
8	77	OSUNA	31.336	10	GAOREKV	27.148	73	CRETARO	37.421	37	GONZALE	28.938	8	10	GAOREKWE	2:05.062	2:05.880	0.818
9	9	JESPERS	31.447	66	GARCIA	27.181	9	JESPERS	37.619	77	OSUNA	28.978	9	9	JESPersen	2:05.239	2:05.902	0.663
10	37	GONZALE	31.462	47	VARGA	27.290	77	OSUNA	37.732	47	VARGA	28.997	10	77	OSUNA	2:05.391	2:06.061	0.670
11	80	BINLADI	31.678	9	JESPERS	27.330	66	GARCIA	37.784	10	GAOREKV	29.047	11	66	GARCIA	2:05.822	2:06.122	0.300
12	73	CRETARO	31.684	77	OSUNA	27.345	10	GAOREKV	37.836	66	GARCIA	29.170	12	37	GONZALEZ	2:05.827	2:06.281	0.454
13	66	GARCIA	31.687	37	GONZALE	27.453	37	GONZALE	37.974	73	CRETARO	29.261	13	73	CRETARO	2:06.049	2:06.182	0.133
14	81	RAMOS	31.776	98	INTA	27.467	57	PALOMER	38.029	81	RAMOS	29.386	14	57	PALOMERA	2:06.885	2:07.149	0.264
15	33	REHACEK	31.983	33	REHACEK	27.527	61	DEL OLM	38.406	33	REHACEK	29.522	15	81	RAMOS	2:07.652	2:08.367	0.715
16	57	PALOMER	32.021	67	CAPOTE	27.541	67	CAPOTE	38.456	98	INTA	29.595	16	98	INTA	2:07.762	2:09.079	1.317
17	98	INTA	32.068	73	CRETARO	27.683	91	AKSU	38.564	91	AKSU	29.609	17	67	CAPOTE DA SILVA	2:07.845	2:08.254	0.409
18	91	AKSU	32.076	91	AKSU	27.789	81	RAMOS	38.617	57	PALOMER	29.701	18	33	REHACEK	2:07.856	2:08.537	0.681
19	67	CAPOTE	32.110	61	DEL OLM	27.809	98	INTA	38.632	67	CAPOTE	29.738	19	91	AKSU	2:08.038	2:08.213	0.175
20	61	DEL OLM	32.221	81	RAMOS	27.873	33	REHACEK	38.824	61	DEL OLM	29.775	20	61	DEL OLMO	2:08.211	2:09.229	1.018

PERFECT LAP 2:00.213

# ESBK - Campeonato de España de Superbikes

## ESBK - Supersport NG

### Carrera 1 - BEST SPEEDS

POS	NO	NAME	VMAX	KPH
1	10	GAOREKWE		232,9
2	77	OSUNA		226,2
3	31	GARCIA		225,0
4	16	FUERTES		225,0
5	38	RODRIGUEZ		223,7
6	47	VARGA		220,0
7	37	GONZALEZ		220,0
8	66	GARCIA		220,0
9	4	FERNANDEZ		218,7
10	73	CRETARO		218,7
11	33	REHACEK		217,5
12	91	AKSU		217,5
13	43	KHOURI		215,2
14	9	JESPERSEN		215,2
15	81	RAMOS		212,9
16	61	DEL OLMO		209,5
17	98	INTA		208,4
18	80	BINLADIN		206,2
19	57	PALOMERA		205,1
20	67	CAPOTE DA SILVA		204,1

# ESBK - Campeonato de España de Superbikes

## ESBK - Supersport NG

### Carrera 1 - LAP ANALYSIS

DIFF = Difference To Personal Best Lap

P1 4 ERIC FERNANDEZ				
LAP	LAP TIME	DIFF	KPH	TIME OF DAY
1 -	2:10.081	7.020	119,36	15:58:15.035
2 -	2:03.177 (2)	0.116	126,05	16:00:18.212
3 -	<b>2:03.061 (1)</b>		<b>126,17</b>	<b>16:02:21.273</b>
4 -	2:03.683 (3)	0.622	125,53	16:04:24.956
5 -	2:06.160	3.099	123,07	16:06:31.116
6 -	2:05.596	2.535	123,62	16:08:36.712
7 -	2:06.593	3.532	122,65	16:10:43.305
8 -	2:07.599	4.538	121,68	16:12:50.904
9 -	2:08.360	5.299	120,96	16:14:59.264
10 -	2:08.117	5.056	121,19	16:17:07.381
11 -	2:07.416	4.355	121,85	16:19:14.797
12 -	2:06.354	3.293	122,88	16:21:21.151
13 -	2:05.304	2.243	123,91	16:23:26.455
14 -	2:05.952	2.891	123,27	16:25:32.407
15 -	2:06.638	3.577	122,60	16:27:39.045
16 -	2:06.427	3.366	122,81	16:29:45.472
17 -	2:06.523	3.462	122,71	16:31:51.995

P2 31 ALBERTO GARCIA				
LAP	LAP TIME	DIFF	KPH	TIME OF DAY
1 -	2:09.699	6.549	119,71	15:58:14.653
2 -	<b>2:03.150 (1)</b>		<b>126,08</b>	<b>16:00:17.803</b>
3 -	2:04.146 (2)	0.996	125,06	16:02:21.949
4 -	2:04.835 (3)	1.685	124,37	16:04:26.784
5 -	2:06.826	3.676	122,42	16:06:33.610
6 -	2:06.544	3.394	122,69	16:08:40.154
7 -	2:06.551	3.401	122,69	16:10:46.705
8 -	2:07.175	4.025	122,09	16:12:53.880
9 -	2:07.187	4.037	122,07	16:15:01.067
10 -	2:07.257	4.107	122,01	16:17:08.324
11 -	2:07.122	3.972	122,14	16:19:15.446
12 -	2:06.364	3.214	122,87	16:21:21.810
13 -	2:06.537	3.387	122,70	16:23:28.347
14 -	2:07.727	4.577	121,56	16:25:36.074
15 -	2:07.695	4.545	121,59	16:27:43.769
16 -	2:06.947	3.797	122,30	16:29:50.716
17 -	2:08.206	5.056	121,10	16:31:58.922

P3 16 ALVARO FUERTES				
LAP	LAP TIME	DIFF	KPH	TIME OF DAY
1 -	2:10.196	8.393	119,25	15:58:15.150
2 -	<b>2:01.803 (1)</b>		<b>127,47</b>	<b>16:00:16.953</b>
3 -	2:02.723 (2)	0.920	126,51	16:02:19.676
4 -	2:04.834 (3)	3.031	124,37	16:04:24.510
5 -	2:07.074	5.271	122,18	16:06:31.584
6 -	2:05.760	3.957	123,46	16:08:37.344
7 -	2:06.195	4.392	123,03	16:10:43.539
8 -	2:07.514	5.711	121,76	16:12:51.053
9 -	2:08.233	6.430	121,08	16:14:59.286
10 -	2:06.812	5.009	122,43	16:17:06.098
11 -	2:06.890	5.087	122,36	16:19:12.988
12 -	2:06.586	4.783	122,65	16:21:19.574
13 -	2:06.036	4.233	123,19	16:23:25.610
14 -	2:07.119	5.316	122,14	16:25:32.729
15 -	2:06.902	5.099	122,35	16:27:39.631
16 -	2:06.332	4.529	122,90	16:29:45.963
17 -	2:07.556	5.753	121,72	16:31:53.519

DIFF = Difference To Personal Best Lap

P4 10 LEUNGO KITLANO GAOREKWE				
LAP	LAP TIME	DIFF	KPH	TIME OF DAY
1 -	2:12.048	6.168	117,58	15:58:17.002
2 -	2:06.217 (2)	0.337	123,01	16:00:23.219
3 -	2:07.911	2.031	121,38	16:02:31.130
4 -	2:08.987	3.107	120,37	16:04:40.117
5 -	2:09.383	3.503	120,00	16:06:49.500
6 -	2:08.984	3.104	120,37	16:08:58.484
7 -	2:08.596	2.716	120,74	16:11:07.080
8 -	2:08.394	2.514	120,93	16:13:15.474
9 -	2:07.920	2.040	121,37	16:15:23.394
10 -	2:08.198	2.318	121,11	16:17:31.592
11 -	2:07.481	1.601	121,79	16:19:39.073
12 -	2:06.785	0.905	122,46	16:21:45.858
13 -	2:06.707	0.827	122,54	16:23:52.565
14 -	2:06.800	0.920	122,45	16:25:59.365
15 -	2:06.856	0.976	122,39	16:28:06.221
16 -	2:06.578 (3)	0.698	122,66	16:30:12.799
17 -	<b>2:05.880 (1)</b>		<b>123,34</b>	<b>16:32:18.679</b>

P5 47 TIBOR ERIK VARGA				
LAP	LAP TIME	DIFF	KPH	TIME OF DAY
1 -	2:15.108	9.903	114,92	15:58:20.062
2 -	2:07.001	1.796	122,25	16:00:27.063
3 -	2:06.868	1.663	122,38	16:02:33.931
4 -	2:06.836	1.631	122,41	16:04:40.767
5 -	2:07.974	2.769	121,32	16:06:48.741
6 -	2:08.326	3.121	120,99	16:08:57.067
7 -	2:09.245	4.040	120,13	16:11:06.312
8 -	2:09.029	3.824	120,33	16:13:15.341
9 -	2:08.757	3.552	120,58	16:15:24.098
10 -	2:09.043	3.838	120,32	16:17:33.141
11 -	2:08.533	3.328	120,80	16:19:41.674
12 -	2:07.400	2.195	121,87	16:21:49.074
13 -	2:05.703 (2)	0.498	123,51	16:23:54.777
14 -	2:06.444	1.239	122,79	16:26:01.221
15 -	2:06.466	1.261	122,77	16:28:07.687
16 -	<b>2:05.205 (1)</b>		<b>124,01</b>	<b>16:30:12.892</b>
17 -	2:05.853 (3)	0.648	123,37	16:32:18.745

P6 73 JACOPO CRETARO				
LAP	LAP TIME	DIFF	KPH	TIME OF DAY
1 -	2:15.991	9.809	114,17	15:58:20.945
2 -	2:08.106	1.924	121,20	16:00:29.051
3 -	2:08.008	1.826	121,29	16:02:37.059
4 -	2:07.151	0.969	122,11	16:04:44.210
5 -	2:07.320	1.138	121,95	16:06:51.530
6 -	2:07.120	0.938	122,14	16:08:58.650
7 -	2:08.156	1.974	121,15	16:11:06.806
8 -	2:09.077	2.895	120,29	16:13:15.883
9 -	2:08.389	2.207	120,93	16:15:24.272
10 -	2:08.749	2.567	120,59	16:17:33.021
11 -	2:08.250	2.068	121,06	16:19:41.271
12 -	2:06.723	0.541	122,52	16:21:47.994
13 -	2:06.404 (2)	0.222	122,83	16:23:54.398
14 -	2:06.512 (3)	0.330	122,72	16:26:00.910
15 -	2:07.147	0.965	122,11	16:28:08.057
16 -	2:07.090	0.908	122,17	16:30:15.147
17 -	<b>2:06.182 (1)</b>		<b>123,05</b>	<b>16:32:21.329</b>

# ESBK - Campeonato de España de Superbikes

## ESBK - Supersport NG

### Carrera 1 - LAP ANALYSIS

DIFF = Difference To Personal Best Lap

P7 77 JOSE MANUEL OSUNA				
LAP	LAP TIME	DIFF	KPH	TIME OF DAY
1 -	2:14.031	7.970	115,84	15:58:18.985
2 -	2:06.210 (2)	0.149	123,02	16:00:25.195
3 -	2:07.997	1.936	121,30	16:02:33.192
4 -	2:08.193	2.132	121,12	16:04:41.385
5 -	2:09.155	3.094	120,21	16:06:50.540
6 -	2:09.406	3.345	119,98	16:08:59.946
7 -	2:09.648	3.587	119,76	16:11:09.594
8 -	2:08.411	2.350	120,91	16:13:18.005
9 -	2:07.705	1.644	121,58	16:15:25.710
10 -	2:08.426	2.365	120,90	16:17:34.136
11 -	2:08.624	2.563	120,71	16:19:42.760
12 -	2:07.246	1.185	122,02	16:21:50.006
13 -	2:06.661	0.600	122,58	16:23:56.667
14 -	2:06.814	0.753	122,43	16:26:03.481
15 -	<b>2:06.061 (1)</b>		<b>123,16</b>	<b>16:28:09.542</b>
16 -	2:06.441	0.380	122,79	16:30:15.983
17 -	2:06.227 (3)	0.166	123,00	16:32:22.210

P8 37 MAURO GONZALEZ				
LAP	LAP TIME	DIFF	KPH	TIME OF DAY
1 -	2:19.661	13.380	111,17	15:58:24.615
2 -	2:09.450	3.169	119,94	16:00:34.065
3 -	2:08.390	2.109	120,93	16:02:42.455
4 -	2:07.893	1.612	121,40	16:04:50.348
5 -	2:07.717	1.436	121,57	16:06:58.065
6 -	2:08.018	1.737	121,28	16:09:06.083
7 -	2:08.190	1.909	121,12	16:11:14.273
8 -	2:08.382	2.101	120,94	16:13:22.655
9 -	2:07.087	0.806	122,17	16:15:29.742
10 -	2:07.609	1.328	121,67	16:17:37.351
11 -	2:07.442	1.161	121,83	16:19:44.793
12 -	2:06.530	0.249	122,71	16:21:51.323
13 -	<b>2:06.281 (1)</b>		<b>122,95</b>	<b>16:23:57.604</b>
14 -	2:06.439	0.158	122,80	16:26:04.043
15 -	2:06.371 (3)	0.090	122,86	16:28:10.414
16 -	2:06.284 (2)	0.003	122,95	16:30:16.698
17 -	2:07.317	1.036	121,95	16:32:24.015

P9 38 JUAN RODRIGUEZ				
LAP	LAP TIME	DIFF	KPH	TIME OF DAY
1 -	2:07.882	6.806	121,41	15:58:12.836
2 -	2:01.145 (2)	0.069	128,16	16:00:13.981
3 -	2:01.737	0.661	127,54	16:02:15.718
4 -	2:03.086	2.010	126,14	16:04:18.804
5 -	2:04.471	3.395	124,74	16:06:23.275
6 -	2:07.311	6.235	121,95	16:08:30.586
7 -	2:08.373	7.297	120,95	16:10:38.959
8 -	2:11.830	10.754	117,77	16:12:50.789
9 -	2:14.044	12.968	115,83	16:15:04.833
10 -	3:19.324 P	1:18.248	77,89	16:18:24.157
11 -	2:14.610	13.534	115,34	16:20:38.767
12 -	2:04.007	2.931	125,20	16:22:42.774
13 -	2:02.040	0.964	127,22	16:24:44.814
14 -	2:01.288 (3)	0.212	128,01	16:26:46.102
15 -	<b>2:01.076 (1)</b>		<b>128,24</b>	<b>16:28:47.178</b>
16 -	2:01.294	0.218	128,00	16:30:48.472
17 -	2:01.519	0.443	127,77	16:32:49.991

DIFF = Difference To Personal Best Lap

P10 43 HARRY KHOURI				
LAP	LAP TIME	DIFF	KPH	TIME OF DAY
1 -	2:09.476	7.906	119,91	15:58:14.430
2 -	2:02.057 (2)	0.487	127,20	16:00:16.487
3 -	<b>2:01.570 (1)</b>		<b>127,71</b>	<b>16:02:18.057</b>
4 -	2:03.051 (3)	1.481	126,18	16:04:21.108
5 -	2:04.194	2.624	125,02	16:06:25.302
6 -	2:04.553	2.983	124,66	16:08:29.855
7 -	2:05.467	3.897	123,75	16:10:35.322
8 -	2:06.238	4.668	122,99	16:12:41.560
9 -	2:06.176	4.606	123,05	16:14:47.736
10 -	2:07.549	5.979	121,73	16:16:55.285
11 -	3:09.654	1:08.084	81,86	16:20:04.939
12 -	2:08.914	7.344	120,44	16:22:13.853
13 -	2:08.859	7.289	120,49	16:24:22.712
14 -	2:08.308	6.738	121,01	16:26:31.020
15 -	2:09.134	7.564	120,23	16:28:40.154
16 -	2:07.819	6.249	121,47	16:30:47.973
17 -	2:07.230	5.660	122,03	16:32:55.203

P11 33 FILIP REHACEK				
LAP	LAP TIME	DIFF	KPH	TIME OF DAY
1 -	2:17.232	8.695	113,14	15:58:22.186
2 -	2:09.249	0.712	120,13	16:00:31.435
3 -	2:10.218	1.681	119,23	16:02:41.653
4 -	2:08.628 (3)	0.091	120,71	16:04:50.281
5 -	2:09.468	0.931	119,92	16:06:59.749
6 -	2:09.391	0.854	119,99	16:09:09.140
7 -	2:09.979	1.442	119,45	16:11:19.119
8 -	2:10.851	2.314	118,66	16:13:29.970
9 -	2:10.075	1.538	119,36	16:15:40.045
10 -	2:10.860	2.323	118,65	16:17:50.905
11 -	2:11.581	3.044	118,00	16:20:02.486
12 -	2:10.060	1.523	119,38	16:22:12.546
13 -	2:09.655	1.118	119,75	16:24:22.201
14 -	2:09.839	1.302	119,58	16:26:32.040
15 -	2:09.228	0.691	120,15	16:28:41.268
16 -	2:08.601 (2)	0.064	120,73	16:30:49.869
17 -	<b>2:08.537 (1)</b>		<b>120,79</b>	<b>16:32:58.406</b>

P12 67 GONÇALO CAPOTE DA SILVA				
LAP	LAP TIME	DIFF	KPH	TIME OF DAY
1 -	2:20.393	12.139	110,59	15:58:25.347
2 -	2:09.277	1.023	120,10	16:00:34.624
3 -	2:09.297	1.043	120,08	16:02:43.921
4 -	2:08.807 (2)	0.553	120,54	16:04:52.728
5 -	<b>2:08.254 (1)</b>		<b>121,06</b>	<b>16:07:00.982</b>
6 -	2:09.003 (3)	0.749	120,35	16:09:09.985
7 -	2:09.764	1.510	119,65	16:11:19.749
8 -	2:10.261	2.007	119,19	16:13:30.010
9 -	2:11.392	3.138	118,17	16:15:41.402
10 -	2:11.208	2.954	118,33	16:17:52.610
11 -	2:11.700	3.446	117,89	16:20:04.310
12 -	2:10.963	2.709	118,55	16:22:15.273
13 -	2:10.902	2.648	118,61	16:24:26.175
14 -	2:10.944	2.690	118,57	16:26:37.119
15 -	2:12.547	4.293	117,14	16:28:49.666
16 -	2:14.518	6.264	115,42	16:31:04.184
17 -	2:13.471	5.217	116,33	16:33:17.655

# ESBK - Campeonato de España de Superbikes

## ESBK - Supersport NG

### Carrera 1 - LAP ANALYSIS

DIFF = Difference To Personal Best Lap

P13 61 JAVIER DEL OLMO				
LAP	LAP TIME	DIFF	KPH	TIME OF DAY
1 -	2:18.196	8.967	112,35	15:58:23.150
2 -	2:09.295 (2)	0.066	120,08	16:00:32.445
3 -	2:09.861 (3)	0.632	119,56	16:02:42.306
4 -	2:10.148	0.919	119,30	16:04:52.454
5 -	2:10.894	1.665	118,62	16:07:03.348
<b>6 -</b>	<b>2:09.229 (1)</b>		<b>120,14</b>	<b>16:09:12.577</b>
7 -	2:11.002	1.773	118,52	16:11:23.579
8 -	2:11.811	2.582	117,79	16:13:35.390
9 -	2:12.064	2.835	117,57	16:15:47.454
10 -	2:12.732	3.503	116,97	16:18:00.186
11 -	2:11.221	1.992	118,32	16:20:11.407
12 -	2:11.544	2.315	118,03	16:22:22.951
13 -	2:12.504	3.275	117,17	16:24:35.455
14 -	2:14.116	4.887	115,77	16:26:49.571
15 -	2:12.079	2.850	117,55	16:29:01.650
16 -	2:12.161	2.932	117,48	16:31:13.811
17 -	2:13.386	4.157	116,40	16:33:27.197

P14 57 FRANCISCO JAVIER PALOMERA				
LAP	LAP TIME	DIFF	KPH	TIME OF DAY
1 -	2:17.201	10.052	113,16	15:58:22.155
2 -	2:09.722	2.573	119,69	16:00:31.877
3 -	2:09.266 (3)	2.117	120,11	16:02:41.143
<b>4 -</b>	<b>2:07.149 (1)</b>		<b>122,11</b>	<b>16:04:48.292</b>
5 -	2:09.159 (2)	2.010	120,21	16:06:57.451
6 -	2:10.812	3.663	118,69	16:09:08.263
7 -	2:10.099	2.950	119,34	16:11:18.362
8 -	2:11.043	3.894	118,48	16:13:29.405
9 -	2:12.843	5.694	116,88	16:15:42.248
10 -	2:13.209	6.060	116,55	16:17:55.457
11 -	2:13.555	6.406	116,25	16:20:09.012
12 -	2:13.154	6.005	116,60	16:22:22.166
13 -	2:13.224	6.075	116,54	16:24:35.390
14 -	2:13.451	6.302	116,34	16:26:48.841
15 -	2:12.602	5.453	117,09	16:29:01.443
16 -	2:12.915	5.766	116,81	16:31:14.358
17 -	2:13.606	6.457	116,21	16:33:27.964

P15 66 SERGIO GARCIA				
LAP	LAP TIME	DIFF	KPH	TIME OF DAY
1 -	2:17.609	11.487	112,83	15:58:22.563
2 -	2:09.519	3.397	119,88	16:00:32.082
3 -	2:09.173	3.051	120,20	16:02:41.255
<b>4 -</b>	<b>2:06.122 (1)</b>		<b>123,10</b>	<b>16:04:47.377</b>
5 -	2:07.386 (3)	1.264	121,88	16:06:54.763
6 -	2:08.463	2.341	120,86	16:09:03.226
7 -	2:08.409	2.287	120,91	16:11:11.635
8 -	2:07.585	1.463	121,69	16:13:19.220
9 -	2:07.629	1.507	121,65	16:15:26.849
10 -	2:07.568	1.446	121,71	16:17:34.417
11 -	2:08.537	2.415	120,79	16:19:42.954
12 -	2:07.243 (2)	1.121	122,02	16:21:50.197
13 -	9:55.110 P	7:48.988	26,09	16:31:45.307
14 -	2:36.373	30.251	99,29	16:34:21.680

P16 9 SIMON JESPERSEN				
LAP	LAP TIME	DIFF	KPH	TIME OF DAY
1 -	2:15.997	10.095	114,16	15:58:20.951
2 -	2:06.902	1.000	122,35	16:00:27.853
3 -	2:08.249	2.347	121,06	16:02:36.102

DIFF = Difference To Personal Best Lap

4 -	2:07.120	1.218	122,14	16:04:43.222
5 -	2:08.913	3.011	120,44	16:06:52.135
6 -	2:08.140	2.238	121,17	16:09:00.275
7 -	2:08.902	3.000	120,45	16:11:09.177
8 -	2:07.825	1.923	121,46	16:13:17.002
9 -	2:07.746	1.844	121,54	16:15:24.748
10 -	2:08.657	2.755	120,68	16:17:33.405
11 -	2:08.995	3.093	120,36	16:19:42.400
12 -	2:07.101	1.199	122,16	16:21:49.501
13 -	2:06.832	0.930	122,42	16:23:56.333
<b>14 -</b>	<b>2:05.902 (1)</b>		<b>123,32</b>	<b>16:26:02.235</b>
15 -	2:06.329 (2)	0.427	122,90	16:28:08.564
16 -	2:06.348 (3)	0.446	122,88	16:30:14.912

P17 91 TAIYO AKSU				
LAP	LAP TIME	DIFF	KPH	TIME OF DAY
1 -	2:19.297	11.084	111,46	15:58:24.251
2 -	2:09.834	1.621	119,58	16:00:34.085
3 -	2:09.495	1.282	119,90	16:02:43.580
4 -	2:09.366	1.153	120,02	16:04:52.946
5 -	2:08.646 (2)	0.433	120,69	16:07:01.592
6 -	2:08.911	0.698	120,44	16:09:10.503
<b>7 -</b>	<b>2:08.213 (1)</b>		<b>121,10</b>	<b>16:11:18.716</b>
8 -	2:08.875 (3)	0.662	120,47	16:13:27.591
9 -	2:09.744	1.531	119,67	16:15:37.335

P18 81 PAOLA RAMOS				
LAP	LAP TIME	DIFF	KPH	TIME OF DAY
1 -	2:19.337	10.970	111,43	15:58:24.291
<b>2 -</b>	<b>2:08.367 (1)</b>		<b>120,95</b>	<b>16:00:32.658</b>
3 -	2:10.177	1.810	119,27	16:02:42.835
4 -	2:09.556	1.189	119,84	16:04:52.391
5 -	2:09.273	0.906	120,10	16:07:01.664
6 -	2:09.091 (2)	0.724	120,27	16:09:10.755
7 -	2:09.213 (3)	0.846	120,16	16:11:19.968
8 -	2:10.512	2.145	118,96	16:13:30.480

P19 80 MOHAMMED BINLADIN				
LAP	LAP TIME	DIFF	KPH	TIME OF DAY
1 -	2:13.317	8.179	116,46	15:58:18.271
<b>2 -</b>	<b>2:05.138 (1)</b>		<b>124,07</b>	<b>16:00:23.409</b>
3 -	2:06.745 (2)	1.607	122,50	16:02:30.154
4 -	2:07.642 (3)	2.504	121,64	16:04:37.796
5 -	2:08.592	3.454	120,74	16:06:46.388
6 -	2:09.093	3.955	120,27	16:08:55.481
7 -	2:12.077	6.939	117,55	16:11:07.558

P20 98 CHANON INTA				
LAP	LAP TIME	DIFF	KPH	TIME OF DAY
1 -	2:20.782	11.703	110,28	15:58:25.736
2 -	2:09.342 (3)	0.263	120,04	16:00:35.078
3 -	2:09.376	0.297	120,01	16:02:44.454
4 -	2:09.114 (2)	0.035	120,25	16:04:53.568
5 -	2:09.511	0.432	119,88	16:07:03.079
<b>6 -</b>	<b>2:09.079 (1)</b>		<b>120,28</b>	<b>16:09:12.158</b>





# ESBK - Campeonato de España de Superbikes

## ESBK - Supersport NG

### Carrera 1 - LAP CHART

9	29.440	2:06.348
73	29.675	2:07.090
77	30.511	2:06.441
37	31.226	2:06.284
43	1:02.501	2:07.819
38	1:03.000	2:01.294
33	1:04.397	2:08.601
67	1:18.712	2:14.518
61	1:28.339	2:12.161
57	1:28.886	2:12.915
66	3 Laps	9:55.110 P

<b>LAP 17</b>	<b>@ 16:31:51.995</b>
---------------	-----------------------

NO	BEHIND	LAP TIME
4		2:06.523
16	1.524	2:07.556
31	6.927	2:08.206
10	26.684	2:05.880
47	26.750	2:05.853
73	29.334	2:06.182
77	30.215	2:06.227
37	32.020	2:07.317
38	57.996	2:01.519
43	1:03.208	2:07.230
33	1:06.411	2:08.537
67	1:25.660	2:13.471
61	1:35.202	2:13.386
57	1:35.969	2:13.606
66	3 Laps	2:36.373

# ESBK - Campeonato de España de Superbikes

## ESBK - Supersport NG

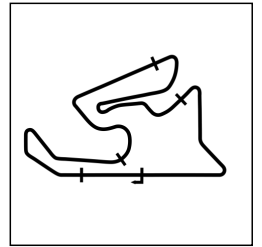
### Carrera 1 - POSITION CHART

No	Name	Lap Pos																	
			1	2	3	4	5	6	7	8	9	10	11	12	13	14	15	16	17
38	RODRIGUEZ	1	38	38	38	38	38	43	43	43	43	43	16	16	16	4	4	4	4
4	FERNANDEZ	2	43	43	43	43	43	38	38	38	4	16	4	4	4	16	16	16	16
43	KHOURI	3	31	16	16	16	4	4	4	4	16	4	31	31	31	31	31	31	31
31	GARCIA	4	4	31	4	4	16	16	16	16	31	31	10	10	10	10	10	10	10
77	OSUNA	5	16	4	31	31	31	31	31	31	38	10	73	73	73	73	47	47	47
10	GAOREKWE	6	10	10	80	80	80	80	47	47	10	73	47	47	47	47	73	9	73
73	CRETARO	7	80	80	10	10	47	47	73	10	47	47	9	9	9	9	9	73	77
16	FUERTES	8	77	77	77	47	10	10	10	73	73	9	77	77	77	77	77	77	37
47	VARGA	9	47	47	47	77	77	73	80	9	9	77	66	66	37	37	37	37	38
80	BINLADIN	10	73	9	9	9	73	77	9	77	77	66	37	37	33	43	43	43	43
66	GARCIA	11	9	73	73	73	9	9	77	66	66	37	33	33	43	33	33	38	33
67	CAPOTE DA SILVA	12	57	33	57	66	66	66	66	37	37	33	67	43	67	67	38	33	67
91	AKSU	13	33	57	66	57	57	37	37	91	91	67	43	67	57	38	67	67	61
33	REHACEK	14	66	66	33	33	37	57	57	57	33	57	57	57	61	57	57	61	57
9	JESPERSEN	15	61	61	61	37	33	33	91	33	67	61	61	61	38	61	61	57	
57	PALOMERA	16	91	81	37	81	67	67	33	67	57	38	38	38	66	66			
61	DEL OLMO	17	81	37	81	61	91	91	67	81	61								
37	GONZALEZ	18	37	91	91	67	81	81	81	61									
81	RAMOS	19	67	67	67	91	98	98	61										
98	INTA	20	98	98	98	98	61	61											

# ESBK - Campeonato de España de Superbikes

## ESBK - Supersport NG

### Carrera 1 - SECTOR ANALYSIS



SECTOR 1 = FL to I1, SECTOR 2 = I1 to I2 SECTOR 3 = I2 to I3, SECTOR 4 = I3 to FL, DIFF = Difference To Personal Best Lap, P = Crossed Finish Line in Pit Lane

P1		4 SS600NG ERIC FERNANDEZ				- TEAM SPEED RACING			
IDEAL LAP TIME : 2:02.275		BEST LAP TIME : 2:03.061		DIFFERENCE : 0.786					
LAP	SECTOR 1	SECTOR 2	SECTOR 3	SECTOR 4	SPEED TRAP	LAP TIME	KPH	DIFF	TIME OF DAY
1 -		27.290	37.145	28.562	198,0	2:10.081	119,36	7.020	15:58:15.035
2 -	31.216	26.835	36.865	28.261	211,7	2:03.177 (2)	126,05	0.116	16:00:18.212
3 -	30.806	26.437	37.245	28.573	208,4	2:03.061 (1)	126,17		16:02:21.273
4 -	30.712	26.600	37.640	28.731	218,7	2:03.683 (3)	125,53	0.622	16:04:24.956
5 -	31.102	27.610	38.186	29.262	210,6	2:06.160	123,07	3.099	16:06:31.116
6 -	31.135	27.438	37.855	29.168	212,9	2:05.596	123,62	2.535	16:08:36.712
7 -	31.404	27.687	38.251	29.251	214,0	2:06.593	122,65	3.532	16:10:43.305
8 -	31.584	27.634	38.654	29.727	214,0	2:07.599	121,68	4.538	16:12:50.904
9 -	32.130	28.250	38.529	29.451	206,2	2:08.360	120,96	5.299	16:14:59.264
10 -	32.366	27.703	38.153	29.895	202,0	2:08.117	121,19	5.056	16:17:07.381
11 -	31.904	27.940	38.158	29.414	204,1	2:07.416	121,85	4.355	16:19:14.797
12 -	31.598	27.556	37.965	29.235	218,7	2:06.354	122,88	3.293	16:21:21.151
13 -	31.454	27.405	37.542	28.903	212,9	2:05.304	123,91	2.243	16:23:26.455
14 -	31.388	27.201	38.134	29.229	212,9	2:05.952	123,27	2.891	16:25:32.407
15 -	31.842	27.555	37.972	29.269	211,7	2:06.638	122,60	3.577	16:27:39.045
16 -	31.571	27.560	37.906	29.390	208,4	2:06.427	122,81	3.366	16:29:45.472
17 -	31.409	27.741	38.015	29.358	211,7	2:06.523	122,71	3.462	16:31:51.995

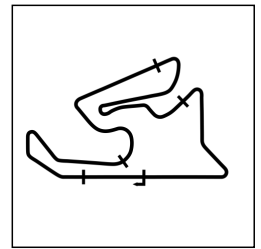
P2		31 STCK600 ALBERTO GARCIA				- AGB31			
IDEAL LAP TIME : 2:02.799		BEST LAP TIME : 2:03.150		DIFFERENCE : 0.351					
LAP	SECTOR 1	SECTOR 2	SECTOR 3	SECTOR 4	SPEED TRAP	LAP TIME	KPH	DIFF	TIME OF DAY
1 -		27.384	37.280	28.942	198,0	2:09.699	119,71	6.549	15:58:14.653
2 -	31.041	26.741	36.804	28.564	214,0	2:03.150 (1)	126,08		16:00:17.803
3 -	30.690	26.828	37.758	28.870	220,0	2:04.146 (2)	125,06	0.996	16:02:21.949
4 -	30.725	27.067	37.816	29.227	221,2	2:04.835 (3)	124,37	1.685	16:04:26.784
5 -	30.903	27.798	38.453	29.672	220,0	2:06.826	122,42	3.676	16:06:33.610
6 -	31.075	27.613	38.322	29.534	218,7	2:06.544	122,69	3.394	16:08:40.154
7 -	31.243	27.515	38.279	29.514	222,4	2:06.551	122,69	3.401	16:10:46.705
8 -	31.484	27.645	38.281	29.765	220,0	2:07.175	122,09	4.025	16:12:53.880
9 -	31.396	27.958	38.176	29.657	225,0	2:07.187	122,07	4.037	16:15:01.067
10 -	31.880	27.770	37.991	29.616	209,5	2:07.257	122,01	4.107	16:17:08.324
11 -	31.457	27.782	38.250	29.633	210,6	2:07.122	122,14	3.972	16:19:15.446
12 -	31.265	27.707	37.938	29.454	214,0	2:06.364	122,87	3.214	16:21:21.810
13 -	31.236	27.575	37.879	29.847	218,7	2:06.537	122,70	3.387	16:23:28.347
14 -	31.577	27.675	38.592	29.883	220,0	2:07.727	121,56	4.577	16:25:36.074
15 -	31.562	27.618	38.540	29.975	211,7	2:07.695	121,59	4.545	16:27:43.769
16 -	31.450	27.572	38.194	29.731	223,7	2:06.947	122,30	3.797	16:29:50.716
17 -	31.447	27.619	39.045	30.095	207,3	2:08.206	121,10	5.056	16:31:58.922

P3		16 SS600NG ALVARO FUERTES				- PS RACING			
IDEAL LAP TIME : 2:01.336		BEST LAP TIME : 2:01.803		DIFFERENCE : 0.467					
LAP	SECTOR 1	SECTOR 2	SECTOR 3	SECTOR 4	SPEED TRAP	LAP TIME	KPH	DIFF	TIME OF DAY
1 -		27.328	36.880	28.464	186,7	2:10.196	119,25	8.393	15:58:15.150
2 -	31.256	26.315	36.028	28.204	210,6	2:01.803 (1)	127,47		16:00:16.953
3 -	30.789	26.404	36.832	28.698	212,9	2:02.723 (2)	126,51	0.920	16:02:19.676
4 -	30.993	26.714	37.961	29.166	225,0	2:04.834 (3)	124,37	3.031	16:04:24.510
5 -	31.691	27.747	38.463	29.173	214,0	2:07.074	122,18	5.271	16:06:31.584
6 -	31.283	27.320	38.014	29.143	221,2	2:05.760	123,46	3.957	16:08:37.344
7 -	31.414	27.294	38.316	29.171	217,5	2:06.195	123,03	4.392	16:10:43.539
8 -	31.490	27.984	38.583	29.457	215,2	2:07.514	121,76	5.711	16:12:51.053
9 -	32.448	28.077	38.466	29.242	193,1	2:08.233	121,08	6.430	16:14:59.286
10 -	32.165	27.382	37.866	29.399	203,0	2:06.812	122,43	5.009	16:17:06.098
11 -	31.585	27.604	38.359	29.342	210,6	2:06.890	122,36	5.087	16:19:12.988
12 -	31.704	27.629	37.946	29.307	216,3	2:06.586	122,65	4.783	16:21:19.574
13 -	31.628	27.441	37.684	29.283	222,4	2:06.036	123,19	4.233	16:23:25.610
14 -	31.443	27.324	39.279	29.073	217,5	2:07.119	122,14	5.316	16:25:32.729
15 -	31.972	27.479	38.217	29.234	210,6	2:06.902	122,35	5.099	16:27:39.631
16 -	31.630	27.529	37.821	29.352	216,3	2:06.332	122,90	4.529	16:29:45.963
17 -	31.825	27.673	38.278	29.780	202,0	2:07.556	121,72	5.753	16:31:53.519

# ESBK - Campeonato de España de Superbikes

## ESBK - Supersport NG

### Carrera 1 - SECTOR ANALYSIS



SECTOR 1 = FL to I1, SECTOR 2 = I1 to I2 SECTOR 3 = I2 to I3, SECTOR 4 = I3 to FL, DIFF = Difference To Personal Best Lap, P = Crossed Finish Line in Pit Lane

<b>P4 10 SS600NG LEUNGO KITLANO GAOREKWE</b>		<b>- I+DENT RACING TEAM</b>							
IDEAL LAP TIME : 2:05.062		BEST LAP TIME : 2:05.880		DIFFERENCE : 0.818					
LAP	SECTOR 1	SECTOR 2	SECTOR 3	SECTOR 4	SPEED TRAP	LAP TIME	KPH	DIFF	TIME OF DAY
1 -		27.828	37.836	29.047	183,3	2:12.048	117,58	6.168	15:58:17.002
2 -	31.208	27.557	38.104	29.348	226,2	2:06.217 (2)	123,01	0.337	16:00:23.219
3 -	31.398	27.608	39.349	29.556	230,2	2:07.911	121,38	2.031	16:02:31.130
4 -	31.649	27.749	40.174	29.415	223,7	2:08.987	120,37	3.107	16:04:40.117
5 -	31.646	28.626	39.323	29.788	217,5	2:09.383	120,00	3.503	16:06:49.500
6 -	31.441	28.483	39.200	29.860	221,2	2:08.984	120,37	3.104	16:08:58.484
7 -	31.857	28.057	39.253	29.429	217,5	2:08.596	120,74	2.716	16:11:07.080
8 -	31.711	27.705	38.940	30.038	196,0	2:08.394	120,93	2.514	16:13:15.474
9 -	31.991	27.714	38.534	29.681	210,6	2:07.920	121,37	2.040	16:15:23.394
10 -	32.262	27.999	38.487	29.450	210,6	2:08.198	121,11	2.318	16:17:31.592
11 -	31.479	27.988	38.453	29.561	225,0	2:07.481	121,79	1.601	16:19:39.073
12 -	31.282	27.907	38.081	29.515	228,9	2:06.785	122,46	0.905	16:21:45.858
13 -	31.226	27.735	38.439	29.307	221,2	2:06.707	122,54	0.827	16:23:52.565
14 -	31.031	27.544	38.097	30.128	232,9	2:06.800	122,45	0.920	16:25:59.365
15 -	31.626	27.769	38.065	29.396	216,3	2:06.856	122,39	0.976	16:28:06.221
16 -	31.111	27.609	38.207	29.651	230,2	2:06.578 (3)	122,66	0.698	16:30:12.799
17 -	31.174	27.148	38.003	29.555	226,2	2:05.880 (1)	123,34		16:32:18.679

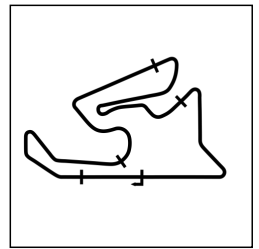
<b>P5 47 STCK600 TIBOR ERIK VARGA</b>		<b>YAMAHA -</b>							
IDEAL LAP TIME : 2:04.748		BEST LAP TIME : 2:05.205		DIFFERENCE : 0.457					
LAP	SECTOR 1	SECTOR 2	SECTOR 3	SECTOR 4	SPEED TRAP	LAP TIME	KPH	DIFF	TIME OF DAY
1 -		28.122	38.479	29.445	182,4	2:15.108	114,92	9.903	15:58:20.062
2 -	32.306	27.504	37.902	29.289	207,3	2:07.001	122,25	1.796	16:00:27.063
3 -	31.973	27.598	38.060	29.237	207,3	2:06.868	122,38	1.663	16:02:33.931
4 -	31.530	27.427	38.492	29.387	212,9	2:06.836	122,41	1.631	16:04:40.767
5 -	31.648	27.908	38.884	29.534	210,6	2:07.974	121,32	2.769	16:06:48.741
6 -	31.960	28.036	38.759	29.571	209,5	2:08.326	120,99	3.121	16:08:57.067
7 -	32.156	27.840	39.444	29.805	203,0	2:09.245	120,13	4.040	16:11:06.312
8 -	31.935	27.987	39.044	30.063	203,0	2:09.029	120,33	3.824	16:13:15.341
9 -	31.922	28.344	38.671	29.820	214,0	2:08.757	120,58	3.552	16:15:24.098
10 -	32.231	28.341	38.771	29.700	211,7	2:09.043	120,32	3.838	16:17:33.141
11 -	32.064	28.199	38.627	29.643	215,2	2:08.533	120,80	3.328	16:19:41.674
12 -	32.123	27.830	37.977	29.470	203,0	2:07.400	121,87	2.195	16:21:49.074
13 -	31.421	27.711	37.574	28.997	216,3	2:05.703 (2)	123,51	0.498	16:23:54.777
14 -	31.748	27.802	37.688	29.206	212,9	2:06.444	122,79	1.239	16:26:01.221
15 -	31.619	28.040	37.614	29.193	214,0	2:06.466	122,77	1.261	16:28:07.687
16 -	31.055	27.290	37.406	29.454	220,0	2:05.205 (1)	124,01		16:30:12.892
17 -	31.499	27.407	37.708	29.239	220,0	2:05.853 (3)	123,37	0.648	16:32:18.745

<b>P6 73 STCK600 JACOPO CRETARO</b>		<b>- PS RACING TEAM</b>							
IDEAL LAP TIME : 2:06.049		BEST LAP TIME : 2:06.182		DIFFERENCE : 0.133					
LAP	SECTOR 1	SECTOR 2	SECTOR 3	SECTOR 4	SPEED TRAP	LAP TIME	KPH	DIFF	TIME OF DAY
1 -		28.312	38.669	29.747	169,9	2:15.991	114,17	9.809	15:58:20.945
2 -	32.865	27.772	38.046	29.423	195,0	2:08.106	121,20	1.924	16:00:29.051
3 -	32.324	27.911	38.165	29.608	202,0	2:08.008	121,29	1.826	16:02:37.059
4 -	32.010	27.852	37.834	29.455	206,2	2:07.151	122,11	0.969	16:04:44.210
5 -	31.818	28.118	38.000	29.384	210,6	2:07.320	121,95	1.138	16:06:51.530
6 -	31.684	27.977	37.873	29.586	208,4	2:07.120	122,14	0.938	16:08:58.650
7 -	32.257	27.911	38.023	29.965	196,0	2:08.156	121,15	1.974	16:11:06.806
8 -	32.405	28.073	38.569	30.030	194,1	2:09.077	120,29	2.895	16:13:15.883
9 -	32.187	28.117	38.396	29.689	198,9	2:08.389	120,93	2.207	16:15:24.272
10 -	32.527	28.139	38.200	29.883	201,0	2:08.749	120,59	2.567	16:17:33.021
11 -	32.405	28.299	38.032	29.514	203,0	2:08.250	121,06	2.068	16:19:41.271
12 -	31.972	27.894	37.587	29.270	208,4	2:06.723	122,52	0.541	16:21:47.994
13 -	31.766	27.683	37.627	29.328	207,3	2:06.404 (2)	122,83	0.222	16:23:54.398
14 -	31.866	27.800	37.501	29.345	208,4	2:06.512 (3)	122,72	0.330	16:26:00.910
15 -	31.714	28.061	37.708	29.664	218,7	2:07.147	122,11	0.965	16:28:08.057
16 -	31.747	28.258	37.711	29.374	212,9	2:07.090	122,17	0.908	16:30:15.147
17 -	31.778	27.722	37.421	29.261	208,4	2:06.182 (1)	123,05		16:32:21.329

# ESBK - Campeonato de España de Superbikes

## ESBK - Supersport NG

### Carrera 1 - SECTOR ANALYSIS



SECTOR 1 = FL to I1, SECTOR 2 = I1 to I2 SECTOR 3 = I2 to I3, SECTOR 4 = I3 to FL, DIFF = Difference To Personal Best Lap, P = Crossed Finish Line in Pit Lane

<b>P7 77 STCK600 JOSE MANUEL OSUNA</b>		<b>KAWASAKI - DEZA-BOX77 RACING TEAM</b>							
IDEAL LAP TIME : 2:05.391		BEST LAP TIME : 2:06.061		DIFFERENCE : 0.670					
LAP	SECTOR 1	SECTOR 2	SECTOR 3	SECTOR 4	SPEED TRAP	LAP TIME	KPH	DIFF	TIME OF DAY
1 -		27.973	38.240	29.537	192,2	2:14.031	115,84	7.970	15:58:18.985
2 -	32.135	27.345	37.752	28.978	215,2	2:06.210 (2)	123,02	0.149	16:00:25.195
3 -	31.640	27.780	39.120	29.457	217,5	2:07.997	121,30	1.936	16:02:33.192
4 -	31.483	27.620	39.514	29.576	226,2	2:08.193	121,12	2.132	16:04:41.385
5 -	31.686	28.305	39.327	29.837	226,2	2:09.155	120,21	3.094	16:06:50.540
6 -	31.697	28.506	39.426	29.777	222,4	2:09.406	119,98	3.345	16:08:59.946
7 -	32.418	28.158	38.845	30.227	208,4	2:09.648	119,76	3.587	16:11:09.594
8 -	32.231	27.998	38.547	29.635	222,4	2:08.411	120,91	2.350	16:13:18.005
9 -	31.765	27.998	38.402	29.540	225,0	2:07.705	121,58	1.644	16:15:25.710
10 -	32.135	28.142	38.428	29.721	222,4	2:08.426	120,90	2.365	16:17:34.136
11 -	32.052	28.173	38.592	29.807	225,0	2:08.624	120,71	2.563	16:19:42.760
12 -	31.953	27.772	37.962	29.559	225,0	2:07.246	122,02	1.185	16:21:50.006
13 -	31.691	27.781	37.811	29.378	222,4	2:06.661	122,58	0.600	16:23:56.667
14 -	31.825	27.436	37.870	29.683	220,0	2:06.814	122,43	0.753	16:26:03.481
15 -	31.336	27.551	37.858	29.316	221,2	2:06.061 (1)	123,16		16:28:09.542
16 -	31.423	27.682	37.951	29.385	223,7	2:06.441	122,79	0.380	16:30:15.983
17 -	31.471	27.504	37.732	29.520	223,7	2:06.227 (3)	123,00	0.166	16:32:22.210

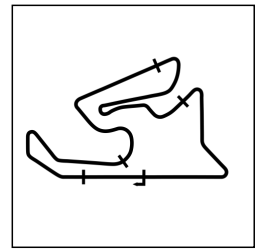
<b>P8 37 SS600NG MAURO GONZALEZ</b>		<b>- TEAM SPEED RACING</b>							
IDEAL LAP TIME : 2:05.827		BEST LAP TIME : 2:06.281		DIFFERENCE : 0.454					
LAP	SECTOR 1	SECTOR 2	SECTOR 3	SECTOR 4	SPEED TRAP	LAP TIME	KPH	DIFF	TIME OF DAY
1 -		28.878	39.498	29.538	163,6	2:19.661	111,17	13.380	15:58:24.615
2 -	33.220	28.095	38.806	29.329	194,1	2:09.450	119,94	3.169	16:00:34.065
3 -	32.020	27.453	39.621	29.296	201,0	2:08.390	120,93	2.109	16:02:42.455
4 -	31.758	27.514	38.921	29.700	212,9	2:07.893	121,40	1.612	16:04:50.348
5 -	31.526	27.673	38.744	29.774	200,0	2:07.717	121,57	1.436	16:06:58.065
6 -	32.025	28.211	38.481	29.301	209,5	2:08.018	121,28	1.737	16:09:06.083
7 -	32.033	28.001	38.759	29.397	208,4	2:08.190	121,12	1.909	16:11:14.273
8 -	32.476	27.909	38.635	29.362	204,1	2:08.382	120,94	2.101	16:13:22.655
9 -	31.838	27.713	38.496	29.040	211,7	2:07.087	122,17	0.806	16:15:29.742
10 -	32.107	27.967	38.294	29.241	212,9	2:07.609	121,67	1.328	16:17:37.351
11 -	32.012	28.038	38.369	29.023	208,4	2:07.442	121,83	1.161	16:19:44.793
12 -	31.816	27.802	37.974	28.938	208,4	2:06.530	122,71	0.249	16:21:51.323
13 -	31.507	27.477	38.083	29.214	217,5	2:06.281 (1)	122,95		16:23:57.604
14 -	31.613	27.674	38.098	29.054	214,0	2:06.439	122,80	0.158	16:26:04.043
15 -	31.606	27.689	38.027	29.049	208,4	2:06.371 (3)	122,86	0.090	16:28:10.414
16 -	31.462	27.457	38.231	29.134	217,5	2:06.284 (2)	122,95	0.003	16:30:16.698
17 -	31.544	27.753	38.355	29.665	220,0	2:07.317	121,95	1.036	16:32:24.015

<b>P9 38 SS600NG JUAN RODRIGUEZ</b>		<b>- I+DENT RACING TEAM</b>							
IDEAL LAP TIME : 2:00.216		BEST LAP TIME : 2:01.076		DIFFERENCE : 0.860					
LAP	SECTOR 1	SECTOR 2	SECTOR 3	SECTOR 4	SPEED TRAP	LAP TIME	KPH	DIFF	TIME OF DAY
1 -		26.755	36.685	28.127	196,0	2:07.882	121,41	6.806	15:58:12.836
2 -	30.795	26.205	36.294	27.851	210,6	2:01.145 (2)	128,16	0.069	16:00:13.981
3 -	30.263	26.071	36.729	28.674	216,3	2:01.737	127,54	0.661	16:02:15.718
4 -	30.281	26.263	37.734	28.808	220,0	2:03.086	126,14	2.010	16:04:18.804
5 -	30.565	26.977	37.885	29.044	207,3	2:04.471	124,74	3.395	16:06:23.275
6 -	30.959	27.491	38.802	30.059	212,9	2:07.311	121,95	6.235	16:08:30.586
7 -	31.927	27.716	38.962	29.768	203,0	2:08.373	120,95	7.297	16:10:38.959
8 -	33.048	28.634	39.926	30.222	198,0	2:11.830	117,77	10.754	16:12:50.789
9 -	33.432	29.302	40.477	30.833	195,0	2:14.044	115,83	12.968	16:15:04.833
10 -	34.457	29.256	40.445	IN PIT	188,5	3:19.324 P	77,89	1:18.248	16:18:24.157
11 -	OUTLAP	28.674	38.651	29.173	152,8	2:14.610	115,34	13.534	16:20:38.767
12 -	31.423	27.110	36.906	28.568	203,0	2:04.007	125,20	2.931	16:22:42.774
13 -	30.574	26.706	36.428	28.332	221,2	2:02.040	127,22	0.964	16:24:44.814
14 -	30.275	26.590	36.211	28.212	220,0	2:01.288 (3)	128,01	0.212	16:26:46.102
15 -	30.399	26.327	36.047	28.303	223,7	2:01.076 (1)	128,24		16:28:47.178
16 -	30.369	26.393	36.194	28.338	217,5	2:01.294	128,00	0.218	16:30:48.472
17 -	30.782	26.424	36.031	28.282	209,5	2:01.519	127,77	0.443	16:32:49.991

# ESBK - Campeonato de España de Superbikes

## ESBK - Supersport NG

### Carrera 1 - SECTOR ANALYSIS



SECTOR 1 = FL to I1, SECTOR 2 = I1 to I2 SECTOR 3 = I2 to I3, SECTOR 4 = I3 to FL, DIFF = Difference To Personal Best Lap, P = Crossed Finish Line in Pit Lane

<b>P10 43 SS600NG HARRY KHOURI</b>		<b>YAMAHA - ANDOTRANS TEAM TORRENTO</b>							
IDEAL LAP TIME : 2:01.336		BEST LAP TIME : 2:01.570		DIFFERENCE : 0.234					
LAP	SECTOR 1	SECTOR 2	SECTOR 3	SECTOR 4	SPEED TRAP	LAP TIME	KPH	DIFF	TIME OF DAY
1 -		26.838	36.649	28.668	178,3	2:09.476	119,91	7.906	15:58:14.430
2 -	30.865	26.426	36.321	28.445	207,3	2:02.057 (2)	127,20	0.487	16:00:16.487
3 -	30.276	26.421	36.194	28.679	215,2	2:01.570 (1)	127,71		16:02:18.057
4 -	30.534	26.471	37.079	28.967	210,6	2:03.051 (3)	126,18	1.481	16:04:21.108
5 -	30.512	27.280	37.634	28.768	207,3	2:04.194	125,02	2.624	16:06:25.302
6 -	30.556	27.145	37.542	29.310	215,2	2:04.553	124,66	2.983	16:08:29.855
7 -	31.249	27.630	37.619	28.969	202,0	2:05.467	123,75	3.897	16:10:35.322
8 -	31.642	27.324	37.619	29.653	202,0	2:06.238	122,99	4.668	16:12:41.560
9 -	31.538	27.541	37.764	29.333	203,0	2:06.176	123,05	4.606	16:14:47.736
10 -	32.272	27.628	38.046	29.603	195,0	2:07.549	121,73	5.979	16:16:55.285
11 -	1:27.478	31.944	39.890	30.342	193,1	3:09.654	81,86	1:08.084	16:20:04.939
12 -	32.850	27.966	38.285	29.813	198,0	2:08.914	120,44	7.344	16:22:13.853
13 -	31.961	27.751	38.927	30.220	202,0	2:08.859	120,49	7.289	16:24:22.712
14 -	32.121	27.487	39.040	29.660	206,2	2:08.308	121,01	6.738	16:26:31.020
15 -	32.023	27.763	39.590	29.758	201,0	2:09.134	120,23	7.564	16:28:40.154
16 -	32.102	27.724	38.331	29.662	196,0	2:07.819	121,47	6.249	16:30:47.973
17 -	31.582	27.338	38.047	30.263	206,2	2:07.230	122,03	5.660	16:32:55.203

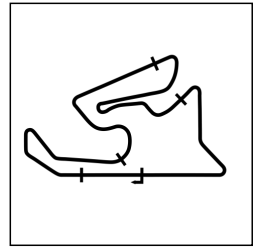
<b>P11 33 SS600NG FILIP REHACEK</b>		<b>YAMAHA - NEW2 PROJECT</b>							
IDEAL LAP TIME : 2:07.856		BEST LAP TIME : 2:08.537		DIFFERENCE : 0.681					
LAP	SECTOR 1	SECTOR 2	SECTOR 3	SECTOR 4	SPEED TRAP	LAP TIME	KPH	DIFF	TIME OF DAY
1 -		28.559	39.171	29.578	166,3	2:17.232	113,14	8.695	15:58:22.186
2 -	32.601	27.968	39.158	29.522	205,1	2:09.249	120,13	0.712	16:00:31.435
3 -	32.551	27.884	39.942	29.841	202,0	2:10.218	119,23	1.681	16:02:41.653
4 -	32.301	27.527	38.932	29.868	193,1	2:08.628 (3)	120,71	0.091	16:04:50.281
5 -	32.032	28.072	39.422	29.942	201,0	2:09.468	119,92	0.931	16:06:59.749
6 -	31.983	28.497	39.142	29.769	208,4	2:09.391	119,99	0.854	16:09:09.140
7 -	32.561	27.997	39.257	30.164	197,0	2:09.979	119,45	1.442	16:11:19.119
8 -	33.170	28.225	39.005	30.451	192,2	2:10.851	118,66	2.314	16:13:29.970
9 -	32.746	28.101	39.260	29.968	203,0	2:10.075	119,36	1.538	16:15:40.045
10 -	32.834	28.149	39.741	30.136	207,3	2:10.860	118,65	2.323	16:17:50.905
11 -	33.043	28.895	39.536	30.107	206,2	2:11.581	118,00	3.044	16:20:02.486
12 -	32.634	28.320	39.016	30.090	207,3	2:10.060	119,38	1.523	16:22:12.546
13 -	32.433	28.055	39.335	29.832	217,5	2:09.655	119,75	1.118	16:24:22.201
14 -	32.540	28.104	39.367	29.828	212,9	2:09.839	119,58	1.302	16:26:32.040
15 -	32.125	27.893	39.224	29.986	205,1	2:09.228	120,15	0.691	16:28:41.268
16 -	32.273	27.823	38.824	29.681	217,5	2:08.601 (2)	120,73	0.064	16:30:49.869
17 -	32.079	27.993	38.868	29.597	214,0	2:08.537 (1)	120,79		16:32:58.406

<b>P12 67 STCK600 GONÇALO CAPOTE DA SILVA</b>		<b>YAMAHA - EASYRACE TEAM</b>							
IDEAL LAP TIME : 2:07.845		BEST LAP TIME : 2:08.254		DIFFERENCE : 0.409					
LAP	SECTOR 1	SECTOR 2	SECTOR 3	SECTOR 4	SPEED TRAP	LAP TIME	KPH	DIFF	TIME OF DAY
1 -		29.132	39.698	30.080	154,0	2:20.393	110,59	12.139	15:58:25.347
2 -	33.048	28.035	38.456	29.738	185,9	2:09.277	120,10	1.023	16:00:34.624
3 -	32.310	27.547	39.697	29.743	194,1	2:09.297	120,08	1.043	16:02:43.921
4 -	32.123	27.541	38.771	30.372	193,1	2:08.807 (2)	120,54	0.553	16:04:52.728
5 -	32.110	27.598	38.487	30.059	198,9	2:08.254 (1)	121,06		16:07:00.982
6 -	32.401	27.857	38.870	29.875	198,9	2:09.003 (3)	120,35	0.749	16:09:09.985
7 -	32.394	27.880	39.485	30.005	204,1	2:09.764	119,65	1.510	16:11:19.749
8 -	32.897	28.235	38.920	30.209	195,0	2:10.261	119,19	2.007	16:13:30.010
9 -	33.226	28.662	39.344	30.160	196,0	2:11.392	118,17	3.138	16:15:41.402
10 -	32.954	28.425	39.264	30.565	196,0	2:11.208	118,33	2.954	16:17:52.610
11 -	33.341	28.520	39.389	30.450	190,3	2:11.700	117,89	3.446	16:20:04.310
12 -	33.103	28.341	39.187	30.332	191,3	2:10.963	118,55	2.709	16:22:15.273
13 -	32.975	28.264	39.241	30.422	195,0	2:10.902	118,61	2.648	16:24:26.175
14 -	32.958	28.246	39.247	30.493	196,0	2:10.944	118,57	2.690	16:26:37.119
15 -	33.346	28.694	39.945	30.562	189,4	2:12.547	117,14	4.293	16:28:49.666
16 -	33.309	28.223	42.065	30.921	194,1	2:14.518	115,42	6.264	16:31:04.184
17 -	33.565	28.424	40.381	31.101	190,3	2:13.471	116,33	5.217	16:33:17.655

# ESBK - Campeonato de España de Superbikes

## ESBK - Supersport NG

### Carrera 1 - SECTOR ANALYSIS



SECTOR 1 = FL to I1, SECTOR 2 = I1 to I2 SECTOR 3 = I2 to I3, SECTOR 4 = I3 to FL, DIFF = Difference To Personal Best Lap, P = Crossed Finish Line in Pit Lane

<b>P13 61 STCK600 JAVIER DEL OLMO</b>		<b>KAWASAKI - KAWASAKI PALMETO PLRACING</b>							
IDEAL LAP TIME : 2:08.211		BEST LAP TIME : 2:09.229		DIFFERENCE : 1.018					
LAP	SECTOR 1	SECTOR 2	SECTOR 3	SECTOR 4	SPEED TRAP	LAP TIME	KPH	DIFF	TIME OF DAY
1 -		28.456	38.948	29.957	169,2	2:18.196	112,35	8.967	15:58:23.150
2 -	33.005	28.109	38.406	29.775	196,0	2:09.295 (2)	120,08	0.066	16:00:32.445
3 -	32.945	27.997	39.115	29.804	188,5	2:09.861 (3)	119,56	0.632	16:02:42.306
4 -	32.268	27.809	39.499	30.572	203,0	2:10.148	119,30	0.919	16:04:52.454
5 -	32.856	28.253	39.629	30.156	209,5	2:10.894	118,62	1.665	16:07:03.348
6 -	32.221	28.038	38.886	30.084	204,1	2:09.229 (1)	120,14		16:09:12.577
7 -	32.597	27.967	39.216	31.222	193,1	2:11.002	118,52	1.773	16:11:23.579
8 -	33.412	28.163	39.325	30.911	188,5	2:11.811	117,79	2.582	16:13:35.390
9 -	33.521	28.804	39.464	30.275	202,0	2:12.064	117,57	2.835	16:15:47.454
10 -	33.342	28.801	40.239	30.350	198,9	2:12.732	116,97	3.503	16:18:00.186
11 -	32.943	28.181	39.601	30.496	206,2	2:11.221	118,32	1.992	16:20:11.407
12 -	32.980	28.327	39.971	30.266	204,1	2:11.544	118,03	2.315	16:22:22.951
13 -	33.147	28.860	39.926	30.571	188,5	2:12.504	117,17	3.275	16:24:35.455
14 -	32.801	30.362	40.377	30.576	206,2	2:14.116	115,77	4.887	16:26:49.571
15 -	33.376	28.801	39.552	30.350	195,0	2:12.079	117,55	2.850	16:29:01.650
16 -	33.615	28.247	39.398	30.901	187,6	2:12.161	117,48	2.932	16:31:13.811
17 -	33.141	28.802	40.611	30.832	198,9	2:13.386	116,40	4.157	16:33:27.197

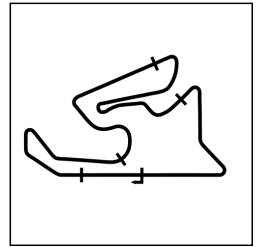
<b>P14 57 STCK600 FRANCISCO JAVIER PALOMERA</b>		<b>YAMAHA - CERBA PROMORACING TEAM</b>							
IDEAL LAP TIME : 2:06.885		BEST LAP TIME : 2:07.149		DIFFERENCE : 0.264					
LAP	SECTOR 1	SECTOR 2	SECTOR 3	SECTOR 4	SPEED TRAP	LAP TIME	KPH	DIFF	TIME OF DAY
1 -		28.265	38.868	29.956	163,6	2:17.201	113,16	10.052	15:58:22.155
2 -	33.612	27.707	38.678	29.725	190,3	2:09.722	119,69	2.573	16:00:31.877
3 -	32.950	27.407	39.051	29.858	194,1	2:09.266 (3)	120,11	2.117	16:02:41.143
4 -	32.285	27.134	38.029	29.701	194,1	2:07.149 (1)	122,11		16:04:48.292
5 -	32.021	27.640	39.372	30.126	205,1	2:09.159 (2)	120,21	2.010	16:06:57.451
6 -	32.717	29.042	38.974	30.079	201,0	2:10.812	118,69	3.663	16:09:08.263
7 -	32.816	28.036	38.848	30.399	194,1	2:10.099	119,34	2.950	16:11:18.362
8 -	33.363	28.463	38.644	30.573	195,0	2:11.043	118,48	3.894	16:13:29.405
9 -	33.541	28.825	40.078	30.399	191,3	2:12.843	116,88	5.694	16:15:42.248
10 -	33.902	28.579	39.850	30.878	188,5	2:13.209	116,55	6.060	16:17:55.457
11 -	34.273	28.904	39.635	30.743	187,6	2:13.555	116,25	6.406	16:20:09.012
12 -	33.778	28.715	39.853	30.808	191,3	2:13.154	116,60	6.005	16:22:22.166
13 -	33.539	28.872	39.961	30.852	191,3	2:13.224	116,54	6.075	16:24:35.390
14 -	33.815	28.670	39.651	31.315	192,2	2:13.451	116,34	6.302	16:26:48.841
15 -	33.785	28.872	39.184	30.761	195,0	2:12.602	117,09	5.453	16:29:01.443
16 -	33.518	28.501	40.065	30.831	194,1	2:12.915	116,81	5.766	16:31:14.358
17 -	33.975	28.777	40.004	30.850	190,3	2:13.606	116,21	6.457	16:33:27.964

<b>P15 66 STCK600 SERGIO GARCIA</b>		<b>- EASYRACE TEAM</b>							
IDEAL LAP TIME : 2:05.822		BEST LAP TIME : 2:06.122		DIFFERENCE : 0.300					
LAP	SECTOR 1	SECTOR 2	SECTOR 3	SECTOR 4	SPEED TRAP	LAP TIME	KPH	DIFF	TIME OF DAY
1 -		28.503	38.556	29.683	165,0	2:17.609	112,83	11.487	15:58:22.563
2 -	33.347	27.925	38.512	29.735	197,0	2:09.519	119,88	3.397	16:00:32.082
3 -	32.995	27.669	39.010	29.499	187,6	2:09.173	120,20	3.051	16:02:41.255
4 -	31.741	27.181	37.784	29.416	200,0	2:06.122 (1)	123,10		16:04:47.377
5 -	31.687	27.517	38.574	29.608	214,0	2:07.386 (3)	121,88	1.264	16:06:54.763
6 -	31.845	28.116	38.818	29.684	214,0	2:08.463	120,86	2.341	16:09:03.226
7 -	31.998	28.294	38.521	29.596	216,3	2:08.409	120,91	2.287	16:11:11.635
8 -	31.758	28.015	38.242	29.570	216,3	2:07.585	121,69	1.463	16:13:19.220
9 -	31.730	28.154	38.258	29.487	220,0	2:07.629	121,65	1.507	16:15:26.849
10 -	31.936	28.149	38.044	29.439	217,5	2:07.568	121,71	1.446	16:17:34.417
11 -	32.077	28.246	38.450	29.764	214,0	2:08.537	120,79	2.415	16:19:42.954
12 -	32.012	28.101	37.960	29.170	214,0	2:07.243 (2)	122,02	1.121	16:21:50.197
13 -	31.743	27.928	1:19.994	IN PIT	220,0	9:55.110 P	26,09	7:48.988	16:31:45.307
14 -	OUTLAP	33.623	45.382	33.036	104,7	2:36.373	99,29	30.251	16:34:21.680

# ESBK - Campeonato de España de Superbikes

## ESBK - Supersport NG

### Carrera 1 - SECTOR ANALYSIS



SECTOR 1 = FL to I1, SECTOR 2 = I1 to I2 SECTOR 3 = I2 to I3, SECTOR 4 = I3 to FL, DIFF = Difference To Personal Best Lap, P = Crossed Finish Line in Pit Lane

<b>P16 9 SS600NG SIMON JESPERSEN</b>		<b>YAMAHA - TEAM SCANDINAVIA</b>							
IDEAL LAP TIME : 2:05.239		BEST LAP TIME : 2:05.902		DIFFERENCE : 0.663					
LAP	SECTOR 1	SECTOR 2	SECTOR 3	SECTOR 4	SPEED TRAP	LAP TIME	KPH	DIFF	TIME OF DAY
1 -		28.129	39.184	29.127	168,5	2:15.997	114,16	10.095	15:58:20.951
2 -	32.437	27.437	38.185	28.843	201,0	2:06.902	122,35	1.000	16:00:27.853
3 -	32.479	27.417	39.098	29.255	190,3	2:08.249	121,06	2.347	16:02:36.102
4 -	31.460	27.734	38.572	29.354	198,9	2:07.120	122,14	1.218	16:04:43.222
5 -	31.766	27.899	39.214	30.034	200,0	2:08.913	120,44	3.011	16:06:52.135
6 -	31.725	27.944	38.669	29.802	204,1	2:08.140	121,17	2.238	16:09:00.275
7 -	32.532	28.008	38.612	29.750	191,3	2:08.902	120,45	3.000	16:11:09.177
8 -	31.981	27.926	38.185	29.733	208,4	2:07.825	121,46	1.923	16:13:17.002
9 -	31.760	27.859	38.416	29.711	211,7	2:07.746	121,54	1.844	16:15:24.748
10 -	32.375	28.125	38.445	29.712	200,0	2:08.657	120,68	2.755	16:17:33.405
11 -	32.363	28.086	38.612	29.934	201,0	2:08.995	120,36	3.093	16:19:42.400
12 -	31.783	27.709	37.977	29.632	212,9	2:07.101	122,16	1.199	16:21:49.501
13 -	31.956	27.614	37.893	29.369	205,1	2:06.832	122,42	0.930	16:23:56.333
14 -	31.447	27.330	37.619	29.506	202,0	2:05.902 (1)	123,32		16:26:02.235
15 -	31.489	27.562	37.782	29.496	215,2	2:06.329 (2)	122,90	0.427	16:28:08.564
16 -	31.481	27.567	37.852	29.448	209,5	2:06.348 (3)	122,88	0.446	16:30:14.912

<b>P17 91 STCK600 TAIYO AKSU</b>		<b>YAMAHA - ARCO SASH MOTOR UNIVERSITY TEA</b>							
IDEAL LAP TIME : 2:08.038		BEST LAP TIME : 2:08.213		DIFFERENCE : 0.175					
LAP	SECTOR 1	SECTOR 2	SECTOR 3	SECTOR 4	SPEED TRAP	LAP TIME	KPH	DIFF	TIME OF DAY
1 -		29.351	39.247	30.231	165,6	2:19.297	111,46	11.084	15:58:24.251
2 -	33.176	28.127	38.718	29.813	200,0	2:09.834	119,58	1.621	16:00:34.085
3 -	32.450	27.899	39.488	29.658	196,0	2:09.495	119,90	1.282	16:02:43.580
4 -	32.163	27.789	39.276	30.138	202,0	2:09.366	120,02	1.153	16:04:52.946
5 -	32.247	28.111	38.679	29.609	198,0	2:08.646 (2)	120,69	0.433	16:07:01.592
6 -	32.076	28.237	38.701	29.897	217,5	2:08.911	120,44	0.698	16:09:10.503
7 -	32.151	27.824	38.579	29.659	204,1	2:08.213 (1)	121,10		16:11:18.716
8 -	32.541	27.973	38.564	29.797	197,0	2:08.875 (3)	120,47	0.662	16:13:27.591
9 -	32.464	28.306	38.663	30.311	200,0	2:09.744	119,67	1.531	16:15:37.335

<b>P18 81 STCK600 PAOLA RAMOS</b>		<b>YAMAHA - SUPERHUGO 44 TEAM</b>							
IDEAL LAP TIME : 2:07.652		BEST LAP TIME : 2:08.367		DIFFERENCE : 0.715					
LAP	SECTOR 1	SECTOR 2	SECTOR 3	SECTOR 4	SPEED TRAP	LAP TIME	KPH	DIFF	TIME OF DAY
1 -		28.999	38.875	30.157	164,3	2:19.337	111,43	10.970	15:58:24.291
2 -	32.149	28.130	38.617	29.471	207,3	2:08.367 (1)	120,95		16:00:32.658
3 -	32.860	28.125	39.806	29.386	185,0	2:10.177	119,27	1.810	16:02:42.835
4 -	31.981	27.918	39.100	30.557	207,3	2:09.556	119,84	1.189	16:04:52.391
5 -	31.776	27.947	39.335	30.215	212,9	2:09.273	120,10	0.906	16:07:01.664
6 -	32.303	28.418	38.753	29.617	210,6	2:09.091 (2)	120,27	0.724	16:09:10.755
7 -	32.285	27.873	39.202	29.853	204,1	2:09.213 (3)	120,16	0.846	16:11:19.968
8 -	32.866	28.270	39.130	30.246	192,2	2:10.512	118,96	2.145	16:13:30.480

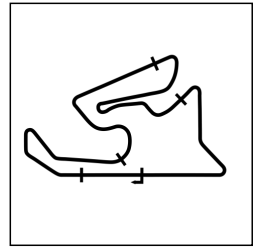
<b>P19 80 SS600NG MOHAMMED BINLADIN</b>		<b>- TEAM SPEED RACING</b>							
IDEAL LAP TIME : 2:04.830		BEST LAP TIME : 2:05.138		DIFFERENCE : 0.308					
LAP	SECTOR 1	SECTOR 2	SECTOR 3	SECTOR 4	SPEED TRAP	LAP TIME	KPH	DIFF	TIME OF DAY
1 -		27.795	38.176	28.798	174,4	2:13.317	116,46	8.179	15:58:18.271
2 -	31.922	27.180	37.369	28.667	193,1	2:05.138 (1)	124,07		16:00:23.409
3 -	31.678	27.116	38.427	29.524	195,0	2:06.745 (2)	122,50	1.607	16:02:30.154
4 -	32.400	27.262	38.576	29.404	197,0	2:07.642 (3)	121,64	2.504	16:04:37.796
5 -	32.476	27.848	38.716	29.552	203,0	2:08.592	120,74	3.454	16:06:46.388
6 -	32.345	27.994	38.998	29.756	198,9	2:09.093	120,27	3.955	16:08:55.481
7 -	32.514	28.485	39.999	31.079	206,2	2:12.077	117,55	6.939	16:11:07.558



# ESBK - Campeonato de España de Superbikes

## ESBK - Supersport NG

### Carrera 1 - SECTOR ANALYSIS



SECTOR 1 = FL to I1, SECTOR 2 = I1 to I2 SECTOR 3 = I2 to I3, SECTOR 4 = I3 to FL, DIFF = Difference To Personal Best Lap, P = Crossed Finish Line in Pit Lane

<b>P20 98 STCK600 CHANON INTA</b>		<b>YAMAHA -</b>							
IDEAL LAP TIME : 2:07.762		BEST LAP TIME : 2:09.079		DIFFERENCE : 1.317					
LAP	SECTOR 1	SECTOR 2	SECTOR 3	SECTOR 4	SPEED TRAP	LAP TIME	KPH	DIFF	TIME OF DAY
1 -		29.168	39.643	29.906	157,7	2:20.782	110,28	11.703	15:58:25.736
2 -	32.938	28.177	38.632	29.595	189,4	2:09.342 <b>(3)</b>	120,04	0.263	16:00:35.078
3 -	32.637	27.467	39.673	29.599	196,0	2:09.376	120,01	0.297	16:02:44.454
4 -	32.420	27.678	38.685	30.331	192,2	2:09.114 <b>(2)</b>	120,25	0.035	16:04:53.568
5 -	32.344	27.951	39.143	30.073	206,2	2:09.511	119,88	0.432	16:07:03.079
6 -	32.188	27.813	38.996	30.082	208,4	2:09.079 <b>(1)</b>	120,28		16:09:12.158

# ESBK - Campeonato de España de Superbikes

## ESBK - Supersport NG

### Carrera 1 - STATISTICS

<b>Competitors Started</b>	20
<b>Planned Start</b>	2024-10-26 @ 15:40:00.000
<b>Actual Start</b>	2024-10-26 @ 15:56:04.953
<b>Finish Time</b>	2024-10-26 @ 16:31:51.994
<b>Track Length</b>	4,313km
<b>Total Laps</b>	298
<b>Total Distance Covered</b>	1285,274km

#### Session Fastest Lap History

NO	CL	NAME	LAP TIME	TIME OF DAY	LAP	VEHICLE
38	SS600NG	JUAN RODRIGUEZ	<b>2:07.882</b>	15:58:12.831	1	
38	SS600NG	JUAN RODRIGUEZ	<b>2:01.145</b>	16:00:13.975	2	
38	SS600NG	JUAN RODRIGUEZ	<b>2:01.076</b>	16:28:47.173	15	

#### Session Leader History

NO	CL	NAME	FROM LAP	LAPS LED	DISTANCE	VEHICLE
38	SS600NG	JUAN RODRIGUEZ	1	5	21,56 km	
43	SS600NG	HARRY KHOURI	6	5	21,56 km	YAMAHA
16	SS600NG	ALVARO FUERTES	11	3	12,93 km	
4	SS600NG	ERIC FERNANDEZ	14	4	17,25 km	

#### Flag History

TYPE	TIME OF DAY
GREEN	15:56:04.953
FINISH	16:31:51.994

#### Flag Statistics

TYPE	COUNT	TOTAL LAPS	TOTAL TIME
Green	1	17	39:57.268
Red	0	0	0.000
Safety Car	0	0	0.000
FCY	0	0	0.000

# ESBK - Campeonato de España de Superbikes

## ESBK - Supersport NG

### Carrera 1 - STATISTICS

CLASS : SS600NG

9 Starters

#### Fastest Lap History

NO	NAME	LAP TIME	TIME OF DAY	LAP	VEHICLE
38	JUAN RODRIGUEZ	2:07.882	15:58:12.831	1	
38	JUAN RODRIGUEZ	2:01.145	16:00:13.975	2	
38	JUAN RODRIGUEZ	2:01.076	16:28:47.173	15	

#### Leader History

NO	NAME	FROM LAP	LAPS LED	DISTANCE	VEHICLE
38	JUAN RODRIGUEZ	1	5	21,56 km	
43	HARRY KHOURI	6	5	21,56 km	YAMAHA
16	ALVARO FUERTES	11	3	12,93 km	
4	ERIC FERNANDEZ	14	4	17,25 km	

# ESBK - Campeonato de España de Superbikes

## ESBK - Supersport NG

### Carrera 1 - STATISTICS

CLASS : STCK600

11 Starters

#### Fastest Lap History

NO	NAME	LAP TIME	TIME OF DAY	LAP	VEHICLE
31	ALBERTO GARCIA	<b>2:09.699</b>	15:58:14.647	1	
31	ALBERTO GARCIA	<b>2:03.150</b>	16:00:17.796	2	

#### Leader History

NO	NAME	FROM LAP	LAPS LED	DISTANCE	VEHICLE
31	ALBERTO GARCIA	1	17	73,32 km	