

**ESBK - Campeonato de España de Superbikes**
**ESBK - SS300**
**Cronometrado - CLASSIFICATION**

POS	NO	CL	PIC	NAME	NAT	ENTRY	TIME	ON	LAPS	GAP	DIFF	KPH
1	5	K	1	ADRIAN COVARRUBIAS	ESP	KAWASAKI - PS RACING TEAM	2:16.839	7	7			113,46
2	88		1	TOMAS MARIN	COL	- DEZA-BOX 77 RACING TEAM	2:17.835	10	10	0.996	0.996	112,64
3	1		2	GONZALO SANCHEZ	ESP	YAMAHA - ARCO MOTOR UNIVERSITY TE/	2:18.226	9	10	1.387	0.391	112,32
4	21	K	3	ROBERTO BLAZQUEZ	ESP	KAWASAKI - ADN-VG RACING	2:18.305	7	10	1.466	0.079	112,26
5	7		3	GUERAU SIMO	ESP	- I+DENT RACING TEAM	2:18.643	4	9	1.804	0.338	111,99
6	61	K	4	URIEL HIDALGO	ESP	KAWASAKI - DEZA-BOX 77 RACING TEAM	2:19.646	7	10	2.807	1.003	111,18
7	24		4	MICHEL AGAZZI	ITA	YAMAHA - YAMAHA MS RACING	2:19.656	10	11	2.817	0.010	111,17
8	23		5	RUBEN MONTERO	ESP	YAMAHA -	2:21.080	7	9	4.241	1.424	110,05
9	35	K	5	JOSE EMILIANO ZAMUDIO	MEX	KAWASAKI - PONS MOTOSPORT ITALIKA F	2:21.118	7	8	4.279	0.038	110,02
10	42	K	6	ROSA JIMENEZ	ESP	KAWASAKI - ADN VG RACING	2:21.314	11	11	4.475	0.196	109,87
11	26		6	DANIEL OCETE	ESP	YAMAHA - I+ DENT JUNIOR RACING TEAM	2:21.398	10	10	4.559	0.084	109,80
12	20	K	7	LUCAS MOHEDANO	ESP	KAWASAKI -	2:21.783	10	11	4.944	0.385	109,51
13	48	K	8	MARTIM ALEXANDRE EUGENIO S	PRT	KAWASAKI - TEAM MOToclUBe LOULÉ	2:22.580	8	9	5.741	0.797	108,89
14	79	K	9	TOMAS ALONSO	PRT	KAWASAKI - PONS MOTOSPORT ITALIKA F	2:22.759	9	10	5.920	0.179	108,76
15	76	K	10	CARLOS DANIEL TORRES	MEX	KAWASAKI - PONS MOTOSPORT ITALIKA F	2:25.122	6	10	8.283	2.363	106,99
16	2		7	NATALIA RIVERA	ESP	YAMAHA - ARCO SASH MOTOR UNIVERSI'	2:26.791	10	10	9.952	1.669	105,77
17	34	K	11	ERIK GARCIA	ESP	KAWASAKI -	2:27.241	6	6	10.402	0.450	105,45
18	92		8	JOEL AZNAR	ESP	KAWASAKI - ILUSION TEAM	2:27.342	10	10	10.503	0.101	105,37
19	77	K	12	PIERRE-ANDRE PERINARD	FRA	KAWASAKI -	2:27.576	9	10	10.737	0.234	105,21
20	8	K	13	TOBIAS RICHARDT PEDERSEN	DNK	KAWASAKI -	2:28.009	9	10	11.170	0.433	104,90
21	19		9	LORENZO MOHEDANO	ESP	-	2:29.347	3	5	12.508	1.338	103,96
22	28		10	PIETRO ANASTASI	CHE	- ARCO MOTOR UNIVERSITY TEAM	2:32.300	4	9	15.461	2.953	101,94

QUALIFYING LAPTIME (112,0% of 2:16.839) = 2:33.259


23	78		11	MARTIM LIMA	PRT	- DEZA-BOX 77 RACING TEAM	2:34.827	3	9	17.988	2.527	100,28
24	22		12	AROA FERNANDEZ	ESP	YAMAHA - I+DENT JUNIOR RACING TEAM	2:34.978	5	9	18.139	0.151	100,18

Weather / Track : Cloudy / Wet

These results are provisional until the conclusion of any judicial and technical matters.

Date: 26/10/2024 Start: 10:10 Finish: 10:35

Circuito de Navarra: 4,313 km

Race Director:	Stewards:	Timekeeper:	
----------------	-----------	-------------	---

 Results can be found at [www.tsl-timing.com](http://www.tsl-timing.com)

Printed - 10:38 sábado, sábado, 26 de octubre de 2024

# ESBK - Campeonato de España de Superbikes

## ESBK - SS300

### Cronometrado - BEST SECTORS

SECTOR 1				SECTOR 2				SECTOR 3				SECTOR 4				IDEAL / BEST COMPARISON			
POS	NO	NAME	TIME	NO	NAME	TIME	NO	NAME	TIME	NO	NAME	TIME	POS	NO	NAME	IDEAL	BEST	DIFF	
																PERFECT LAP 2:16.603			
1	5	COVARRL	34.554	88	MARIN	29.687	5	COVARRL	39.920	5	COVARRU	32.442	1	5	COVARRUBIAS	2:16.839	2:16.839	0.000	
2	88	MARIN	34.610	1	SANCHEZ	29.795	7	SIMO	40.183	21	BLAZQUE	32.729	2	88	MARIN	2:17.640	2:17.835	0.195	
3	1	SANCHEZ	34.729	5	COVARRL	29.923	24	AGAZZI	40.359	1	SANCHEZ	32.745	3	1	SANCHEZ	2:18.010	2:18.226	0.216	
4	21	BLAZQUE	34.811	21	BLAZQUE	30.011	88	MARIN	40.370	88	MARIN	32.973	4	21	BLAZQUEZ	2:18.072	2:18.305	0.233	
5	7	SIMO	34.868	7	SIMO	30.081	23	MONTERC	40.479	61	HIDALGO	33.024	5	7	SIMO	2:18.390	2:18.643	0.253	
6	61	HIDALGO	35.126	61	HIDALGO	30.132	21	BLAZQUE	40.521	35	ZAMUDIO	33.195	6	61	HIDALGO	2:19.038	2:19.646	0.608	
7	24	AGAZZI	35.320	24	AGAZZI	30.132	1	SANCHEZ	40.741	7	SIMO	33.258	7	24	AGAZZI	2:19.213	2:19.656	0.443	
8	79	ALONSO	35.680	42	JIMENEZ	30.161	61	HIDALGO	40.756	24	AGAZZI	33.402	8	23	MONTERO	2:20.386	2:21.080	0.694	
9	26	OCETE	35.776	20	MOHEDAN	30.301	42	JIMENEZ	41.111	48	EUGENIO	33.443	9	42	JIMENEZ	2:20.732	2:21.314	0.582	
10	42	JIMENEZ	35.808	23	MONTERC	30.361	35	ZAMUDIO	41.299	79	ALONSO	33.595	10	35	ZAMUDIO	2:21.027	2:21.118	0.091	
11	23	MONTERC	35.925	26	OCETE	30.387	20	MOHEDAN	41.352	26	OCETE	33.608	11	26	OCETE	2:21.177	2:21.398	0.221	
12	35	ZAMUDIO	36.015	35	ZAMUDIO	30.518	26	OCETE	41.406	23	MONTERC	33.621	12	20	MOHEDANO	2:21.518	2:21.783	0.265	
13	20	MOHEDAN	36.136	48	EUGENIO	30.834	79	ALONSO	41.806	42	JIMENEZ	33.652	13	79	ALONSO	2:22.253	2:22.759	0.506	
14	48	EUGENIO	36.137	79	ALONSO	31.172	48	EUGENIO	42.156	20	MOHEDAN	33.729	14	48	EUGENIO SANTOS DE	2:22.570	2:22.580	0.010	
15	34	GARCIA	36.473	76	TORRES	31.376	76	TORRES	43.006	76	TORRES	34.088	15	76	TORRES	2:25.122	2:25.122	0.000	
16	76	TORRES	36.652	19	MOHEDAN	31.412	19	MOHEDAN	43.183	19	MOHEDAN	34.246	16	34	GARCIA	2:26.181	2:27.241	1.060	
17	2	RIVERA	37.014	2	RIVERA	31.550	77	PERINAR	43.355	77	PERINAR	34.414	17	19	MOHEDANO	2:26.329	2:29.347	3.018	
18	8	PEDERSE	37.014	34	GARCIA	31.798	34	GARCIA	43.358	92	AZNAR	34.467	18	2	RIVERA	2:26.791	2:26.791	0.000	
19	19	MOHEDAN	37.488	92	AZNAR	31.919	8	PEDERSE	43.408	34	GARCIA	34.552	19	8	PEDERSEN	2:27.245	2:28.009	0.764	
20	92	AZNAR	37.536	77	PERINAR	32.023	92	AZNAR	43.420	8	PEDERSE	34.726	20	92	AZNAR	2:27.342	2:27.342	0.000	
21	28	ANASTAS	37.741	8	PEDERSE	32.097	2	RIVERA	43.459	2	RIVERA	34.768	21	77	PERINARD	2:27.576	2:27.576	0.000	
22	77	PERINAR	37.784	78	LIMA	32.844	28	ANASTAS	45.116	78	LIMA	35.527	22	28	ANASTASI	2:31.491	2:32.300	0.809	
23	22	FERNAND	39.009	22	FERNAND	32.847	78	LIMA	45.159	28	ANASTAS	35.567	23	78	LIMA	2:33.410	2:34.827	1.417	
24	78	LIMA	39.880	28	ANASTAS	33.067	22	FERNAND	46.024	22	FERNAND	36.969	24	22	FERNANDEZ	2:34.849	2:34.978	0.129	

# ESBK - Campeonato de España de Superbikes

## ESBK - SS300

### Cronometrado - BEST SPEEDS

POS	NO	NAME	VMAX	KPH
1	1	SANCHEZ		184,1
2	35	ZAMUDIO		181,6
3	88	MARIN		180,0
4	24	AGAZZI		180,0
5	7	SIMO		179,1
6	61	HIDALGO		179,1
7	79	ALONSO		179,1
8	21	BLAZQUEZ		178,3
9	28	ANASTASI		178,3
10	5	COVARRUBIAS		177,5
11	8	PEDERSEN		177,5
12	76	TORRES		176,7
13	77	PERINARD		176,7
14	42	JIMENEZ		176,0
15	20	MOHEDANO		176,0
16	48	EUGENIO SANTOS DE JESUS		176,0
17	34	GARCIA		176,0
18	26	OCETE		175,2
19	2	RIVERA		175,2
20	19	MOHEDANO		174,4
21	23	MONTERO		173,6
22	92	AZNAR		172,1
23	22	FERNANDEZ		167,7
24	78	LIMA		155,2

# ESBK - Campeonato de España de Superbikes

## ESBK - SS300

### Cronometrado - LAP ANALYSIS

DIFF = Difference To Personal Best Lap

P1 5 ADRIAN COVARRUBIAS				
LAP	LAP TIME	DIFF	KPH	TIME OF DAY
1 -	2:29.359	12.520	103,95	10:13:10.086
2 -	2:20.140 (3)	3.301	110,79	10:15:30.226
3 -	9:30.784 P	7:13.945	27,20	10:25:01.010
4 -	3:34.684 P	1:17.845	72,32	10:28:35.694
5 -	2:28.693	11.854	104,42	10:31:04.387
6 -	2:18.165 (2)	1.326	112,37	10:33:22.552
7 -	<b>2:16.839 (1)</b>		<b>113,46</b>	<b>10:35:39.391</b>

P2 88 TOMAS MARIN				
LAP	LAP TIME	DIFF	KPH	TIME OF DAY
1 -	2:37.544	19.709	98,55	10:14:21.012
2 -	2:24.650	6.815	107,34	10:16:45.662
3 -	2:25.488	7.653	106,72	10:19:11.150
4 -	2:25.968	8.133	106,37	10:21:37.118
5 -	2:21.970	4.135	109,36	10:23:59.088
6 -	2:21.059	3.224	110,07	10:26:20.147
7 -	2:19.717	1.882	111,13	10:28:39.864
8 -	2:18.982 (2)	1.147	111,71	10:30:58.846
9 -	2:19.020 (3)	1.185	111,68	10:33:17.866
10 -	<b>2:17.835 (1)</b>		<b>112,64</b>	<b>10:35:35.701</b>

P3 1 GONZALO SANCHEZ				
LAP	LAP TIME	DIFF	KPH	TIME OF DAY
1 -	2:45.414	27.188	93,86	10:13:52.949
2 -	2:34.657	16.431	100,39	10:16:27.606
3 -	2:25.211	6.985	106,92	10:18:52.817
4 -	2:25.189	6.963	106,94	10:21:18.006
5 -	2:23.080	4.854	108,51	10:23:41.086
6 -	2:21.673	3.447	109,59	10:26:02.759
7 -	2:18.708 (2)	0.482	111,93	10:28:21.467
8 -	2:22.085	3.859	109,27	10:30:43.552
9 -	<b>2:18.226 (1)</b>		<b>112,32</b>	<b>10:33:01.778</b>
10 -	2:18.854 (3)	0.628	111,82	10:35:20.632

P4 21 ROBERTO BLAZQUEZ				
LAP	LAP TIME	DIFF	KPH	TIME OF DAY
1 -	2:37.351	19.046	98,67	10:13:31.996
2 -	2:29.049	10.744	104,17	10:16:01.045
3 -	2:25.414	7.109	106,77	10:18:26.459
4 -	2:23.912	5.607	107,89	10:20:50.371
5 -	2:22.882 (3)	4.577	108,66	10:23:13.253
6 -	2:20.707 (2)	2.402	110,34	10:25:33.960
7 -	<b>2:18.305 (1)</b>		<b>112,26</b>	<b>10:27:52.265</b>
8 -	2:24.333	6.028	107,57	10:30:16.598
9 -	3:14.046 P	55.741	80,01	10:33:30.644
10 -	2:27.242	8.937	105,45	10:35:57.886

P5 7 GUERAU SIMO				
LAP	LAP TIME	DIFF	KPH	TIME OF DAY
1 -	2:33.871	15.228	100,90	10:13:34.016
2 -	2:24.406	5.763	107,52	10:15:58.422
3 -	2:21.432	2.789	109,78	10:18:19.854
4 -	<b>2:18.643 (1)</b>		<b>111,99</b>	<b>10:20:38.497</b>
5 -	6:39.964 P	4:21.321	38,82	10:27:18.461
6 -	2:33.426	14.783	101,20	10:29:51.887
7 -	2:20.022	1.379	110,88	10:32:11.909
8 -	2:19.052 (2)	0.409	111,66	10:34:30.961
9 -	2:19.929 (3)	1.286	110,96	10:36:50.890

DIFF = Difference To Personal Best Lap

P6 61 URIEL HIDALGO				
LAP	LAP TIME	DIFF	KPH	TIME OF DAY
1 -	2:31.918	12.272	102,20	10:14:37.194
2 -	2:22.778	3.132	108,74	10:16:59.972
3 -	2:20.303 (3)	0.657	110,66	10:19:20.275
4 -	2:23.445	3.799	108,24	10:21:43.720
5 -	2:22.043	2.397	109,31	10:24:05.763
6 -	2:20.833	1.187	110,24	10:26:26.596
7 -	<b>2:19.646 (1)</b>		<b>111,18</b>	<b>10:28:46.242</b>
8 -	2:20.826	1.180	110,25	10:31:07.068
9 -	2:22.211	2.565	109,18	10:33:29.279
10 -	2:19.850 (2)	0.204	111,02	10:35:49.129

P7 24 MICHEL AGAZZI				
LAP	LAP TIME	DIFF	KPH	TIME OF DAY
1 -	2:42.282	22.626	95,67	10:12:48.770
2 -	2:30.452	10.796	103,20	10:15:19.222
3 -	2:29.547	9.891	103,82	10:17:48.769
4 -	2:28.155	8.499	104,80	10:20:16.924
5 -	2:25.581	5.925	106,65	10:22:42.505
6 -	2:24.700	5.044	107,30	10:25:07.205
7 -	2:23.976	4.320	107,84	10:27:31.181
8 -	2:22.491	2.835	108,96	10:29:53.672
9 -	2:20.326 (2)	0.670	110,64	10:32:13.998
10 -	<b>2:19.656 (1)</b>		<b>111,17</b>	<b>10:34:33.654</b>
11 -	2:20.450 (3)	0.794	110,55	10:36:54.104

P8 23 RUBEN MONTERO				
LAP	LAP TIME	DIFF	KPH	TIME OF DAY
1 -	2:28.772	7.692	104,36	10:15:42.261
2 -	2:23.415	2.335	108,26	10:18:05.676
3 -	2:23.993	2.913	107,83	10:20:29.669
4 -	2:23.474	2.394	108,22	10:22:53.143
5 -	3:28.669 P	1:07.589	74,40	10:26:21.812
6 -	2:35.282	14.202	99,99	10:28:57.094
7 -	<b>2:21.080 (1)</b>		<b>110,05</b>	<b>10:31:18.174</b>
8 -	2:22.752 (3)	1.672	108,76	10:33:40.926
9 -	2:21.572 (2)	0.492	109,67	10:36:02.498

P9 35 JOSE EMILIANO ZAMUDIO				
LAP	LAP TIME	DIFF	KPH	TIME OF DAY
1 -	2:44.311	23.193	94,49	10:13:48.261
2 -	2:31.841	10.723	102,25	10:16:20.102
3 -	2:30.011	8.893	103,50	10:18:50.113
4 -	2:28.493	7.375	104,56	10:21:18.606
5 -	2:23.276	2.158	108,36	10:23:41.882
6 -	2:22.551 (3)	1.433	108,92	10:26:04.433
7 -	<b>2:21.118 (1)</b>		<b>110,02</b>	<b>10:28:25.551</b>
8 -	2:21.858 (2)	0.740	109,45	10:30:47.409

P10 42 ROSA JIMENEZ				
LAP	LAP TIME	DIFF	KPH	TIME OF DAY
1 -	2:30.809	9.495	102,95	10:13:24.905
2 -	2:24.299	2.985	107,60	10:15:49.204
3 -	2:25.240	3.926	106,90	10:18:14.444
4 -	2:22.667	1.353	108,83	10:20:37.111
5 -	2:22.646	1.332	108,84	10:22:59.757
6 -	2:23.110	1.796	108,49	10:25:22.867
7 -	2:24.592	3.278	107,38	10:27:47.459
8 -	2:22.662	1.348	108,83	10:30:10.121
9 -	2:21.912 (3)	0.598	109,41	10:32:32.033

# ESBK - Campeonato de España de Superbikes

## ESBK - SS300

### Cronometrado - LAP ANALYSIS

DIFF = Difference To Personal Best Lap

10 - 2:21.617 (2) 0.303 109,63 10:34:53.650  
11 - **2:21.314 (1)** **109,87** **10:37:14.964**

P11 26 DANIEL OCETE				
LAP	LAP TIME	DIFF	KPH	TIME OF DAY
1 -	2:40.774	19.376	96,57	10:13:39.151
2 -	2:30.590	9.192	103,10	10:16:09.741
3 -	2:27.038	5.640	105,59	10:18:36.779
4 -	2:25.866	4.468	106,44	10:21:02.645
5 -	2:25.764	4.366	106,52	10:23:28.409
6 -	2:23.368	1.970	108,30	10:25:51.777
7 -	2:23.376	1.978	108,29	10:28:15.153
8 -	2:22.692 (3)	1.294	108,81	10:30:37.845
9 -	2:22.074 (2)	0.676	109,28	10:32:59.919
10 -	<b>2:21.398 (1)</b>	<b>109,80</b>	<b>10:35:21.317</b>	

P12 20 LUCAS MOHEDANO				
LAP	LAP TIME	DIFF	KPH	TIME OF DAY
1 -	2:43.559	21.776	94,93	10:12:47.579
2 -	2:31.109	9.326	102,75	10:15:18.688
3 -	2:30.490	8.707	103,17	10:17:49.178
4 -	2:29.803	8.020	103,64	10:20:18.981
5 -	2:32.996	11.213	101,48	10:22:51.977
6 -	2:27.303	5.520	105,40	10:25:19.280
7 -	2:29.243	7.460	104,03	10:27:48.523
8 -	2:24.306	2.523	107,59	10:30:12.829
9 -	2:22.660 (3)	0.877	108,83	10:32:35.489
10 -	<b>2:21.783 (1)</b>	<b>109,51</b>	<b>10:34:57.272</b>	
11 -	2:22.325 (2)	0.542	109,09	10:37:19.597

P13 48 MARTIM ALEXANDRE EUGENIO SANTO				
LAP	LAP TIME	DIFF	KPH	TIME OF DAY
1 -	2:42.726	20.146	95,41	10:12:46.235
2 -	2:31.079	8.499	102,77	10:15:17.314
3 -	2:27.862	5.282	105,00	10:17:45.176
4 -	2:26.681	4.101	105,85	10:20:11.857
5 -	2:24.278 (2)	1.698	107,61	10:22:36.135
6 -	5:48.888 P	3:26.308	44,50	10:28:25.023
7 -	2:43.603	21.023	94,90	10:31:08.626
8 -	<b>2:22.580 (1)</b>	<b>108,89</b>	<b>10:33:31.206</b>	
9 -	2:25.933 (3)	3.353	106,39	10:35:57.139

P14 79 TOMAS ALONSO				
LAP	LAP TIME	DIFF	KPH	TIME OF DAY
1 -	2:49.122	26.363	91,80	10:13:55.816
2 -	2:30.085	7.326	103,45	10:16:25.901
3 -	2:38.144	15.385	98,18	10:19:04.045
4 -	2:28.396	5.637	104,63	10:21:32.441
5 -	2:26.163	3.404	106,22	10:23:58.604
6 -	2:31.189	8.430	102,69	10:26:29.793
7 -	2:24.947	2.188	107,12	10:28:54.740
8 -	2:23.083 (2)	0.324	108,51	10:31:17.823
9 -	<b>2:22.759 (1)</b>	<b>108,76</b>	<b>10:33:40.582</b>	
10 -	2:23.635 (3)	0.876	108,09	10:36:04.217

P15 76 CARLOS DANIEL TORRES				
LAP	LAP TIME	DIFF	KPH	TIME OF DAY
1 -	2:43.248	18.126	95,11	10:13:47.686
2 -	2:31.990	6.868	102,15	10:16:19.676
3 -	2:31.365	6.243	102,57	10:18:51.041
4 -	2:29.105	3.983	104,13	10:21:20.146

DIFF = Difference To Personal Best Lap

5 - 2:25.801 (2) 0.679 106,49 10:23:45.947  
6 - **2:25.122 (1)** **106,99** **10:26:11.069**  
7 - 2:28.725 3.603 104,39 10:28:39.794  
8 - 2:27.112 (3) 1.990 105,54 10:31:06.906  
9 - 2:37.360 12.238 98,67 10:33:44.266  
10 - 2:28.644 3.522 104,45 10:36:12.910

P16 2 NATALIA RIVERA				
LAP	LAP TIME	DIFF	KPH	TIME OF DAY
1 -	2:47.548	20.757	92,67	10:14:05.347
2 -	2:34.815	8.024	100,29	10:16:40.162
3 -	2:32.613	5.822	101,73	10:19:12.775
4 -	2:33.104	6.313	101,41	10:21:45.879
5 -	2:31.645	4.854	102,38	10:24:17.524
6 -	2:33.178	6.387	101,36	10:26:50.702
7 -	2:29.395	2.604	103,93	10:29:20.097
8 -	2:28.809 (2)	2.018	104,34	10:31:48.906
9 -	2:28.965 (3)	2.174	104,23	10:34:17.871
10 -	<b>2:26.791 (1)</b>	<b>105,77</b>	<b>10:36:44.662</b>	

P17 34 ERIK GARCIA				
LAP	LAP TIME	DIFF	KPH	TIME OF DAY
1 -	2:41.081	13.840	96,39	10:14:04.483
2 -	2:32.824	5.583	101,59	10:16:37.307
3 -	2:31.320 (3)	4.079	102,60	10:19:08.627
4 -	2:33.314	6.073	101,27	10:21:41.941
5 -	2:28.773 (2)	1.532	104,36	10:24:10.714
6 -	<b>2:27.241 (1)</b>	<b>105,45</b>	<b>10:26:37.955</b>	

P18 92 JOEL AZNAR				
LAP	LAP TIME	DIFF	KPH	TIME OF DAY
1 -	2:47.913	20.571	92,46	10:13:51.059
2 -	2:38.178	10.836	98,16	10:16:29.237
3 -	2:37.929	10.587	98,31	10:19:07.166
4 -	2:35.056	7.714	100,13	10:21:42.222
5 -	2:34.866	7.524	100,25	10:24:17.088
6 -	2:34.488	7.146	100,50	10:26:51.576
7 -	2:32.862	5.520	101,57	10:29:24.438
8 -	2:32.509 (3)	5.167	101,80	10:31:56.947
9 -	2:30.760 (2)	3.418	102,99	10:34:27.707
10 -	<b>2:27.342 (1)</b>	<b>105,37</b>	<b>10:36:55.049</b>	

P19 77 PIERRE-ANDRE PERINARD				
LAP	LAP TIME	DIFF	KPH	TIME OF DAY
1 -	2:49.173	21.597	91,78	10:12:56.953
2 -	2:39.950	12.374	97,07	10:15:36.903
3 -	2:44.010	16.434	94,66	10:18:20.913
4 -	2:34.645	7.069	100,40	10:20:55.558
5 -	2:43.016	15.440	95,24	10:23:38.574
6 -	2:31.490	3.914	102,49	10:26:10.064
7 -	2:31.532	3.956	102,46	10:28:41.596
8 -	2:30.056 (3)	2.480	103,47	10:31:11.652
9 -	<b>2:27.576 (1)</b>	<b>105,21</b>	<b>10:33:39.228</b>	
10 -	2:28.440 (2)	0.864	104,59	10:36:07.668

P20 8 TOBIAS RICHARDT PEDERSEN				
LAP	LAP TIME	DIFF	KPH	TIME OF DAY
1 -	2:42.281	14.272	95,67	10:12:46.026
2 -	2:31.045	3.036	102,79	10:15:17.071
3 -	2:31.063	3.054	102,78	10:17:48.134
4 -	2:30.390	2.381	103,24	10:20:18.524

# ESBK - Campeonato de España de Superbikes

## ESBK - SS300

### Cronometrado - LAP ANALYSIS

DIFF = Difference To Personal Best Lap

5 -	2:31.785	3.776	102,29	10:22:50.309
6 -	2:28.620 (3)	0.611	104,47	10:25:18.929
7 -	2:29.252	1.243	104,03	10:27:48.181
8 -	2:28.958	0.949	104,23	10:30:17.139
9 -	<b>2:28.009 (1)</b>		<b>104,90</b>	<b>10:32:45.148</b>
10 -	2:28.129 (2)	0.120	104,81	10:35:13.277

#### P21 19 LORENZO MOHEDANO

LAP	LAP TIME	DIFF	KPH	TIME OF DAY
1 -	2:31.401 (3)	2.054	102,55	10:15:18.083
2 -	2:30.304 (2)	0.957	103,30	10:17:48.387
3 -	<b>2:29.347 (1)</b>		<b>103,96</b>	<b>10:20:17.734</b>
4 -	3:31.288 P	1:01.941	73,48	10:23:49.022
5 -	2:43.829	14.482	94,77	10:26:32.851

#### P22 28 PIETRO ANASTASI

LAP	LAP TIME	DIFF	KPH	TIME OF DAY
1 -	2:45.794	13.494	93,65	10:14:07.651
2 -	2:36.044	3.744	99,50	10:16:43.695
3 -	2:33.536 (3)	1.236	101,12	10:19:17.231
4 -	<b>2:32.300 (1)</b>		<b>101,94</b>	<b>10:21:49.531</b>
5 -	2:33.780	1.480	100,96	10:24:23.311
6 -	2:33.439 (2)	1.139	101,19	10:26:56.750
7 -	2:33.995	1.695	100,82	10:29:30.745
8 -	3:03.412 P	31.112	84,65	10:32:34.157
9 -	2:39.084	6.784	97,60	10:35:13.241

#### P23 78 MARTIM LIMA

LAP	LAP TIME	DIFF	KPH	TIME OF DAY
1 -	2:46.149	11.322	93,45	10:13:37.425
2 -	2:35.866	1.039	99,61	10:16:13.291
3 -	<b>2:34.827 (1)</b>		<b>100,28</b>	<b>10:18:48.118</b>
4 -	2:35.491 (2)	0.664	99,85	10:21:23.609
5 -	4:09.327 P	1:34.500	62,27	10:25:32.936
6 -	2:45.877	11.050	93,60	10:28:18.813
7 -	2:35.557 (3)	0.730	99,81	10:30:54.370
8 -	2:35.827	1.000	99,64	10:33:30.197
9 -	2:36.347	1.520	99,30	10:36:06.544

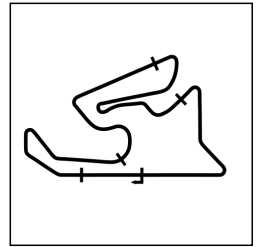
#### P24 22 AROA FERNANDEZ

LAP	LAP TIME	DIFF	KPH	TIME OF DAY
1 -	2:47.440	12.462	92,73	10:13:46.849
2 -	2:39.168	4.190	97,54	10:16:26.017
3 -	2:42.835	7.857	95,35	10:19:08.852
4 -	2:37.108 (3)	2.130	98,82	10:21:45.960
5 -	<b>2:34.978 (1)</b>		<b>100,18</b>	<b>10:24:20.938</b>
6 -	2:35.252 (2)	0.274	100,01	10:26:56.190
7 -	2:40.892	5.914	96,50	10:29:37.082
8 -	3:32.201 P	57.223	73,17	10:33:09.283
9 -	2:52.980	18.002	89,76	10:36:02.263

# ESBK - Campeonato de España de Superbikes

## ESBK - SS300

### Cronometrado - SECTOR ANALYSIS



SECTOR 1 = FL to I1, SECTOR 2 = I1 to I2 SECTOR 3 = I2 to I3, SECTOR 4 = I3 to FL, DIFF = Difference To Personal Best Lap, P = Crossed Finish Line in Pit Lane

P1		5 K		ADRIAN COVARRUBIAS		KAWASAKI - PS RACING TEAM			
IDEAL LAP TIME : 2:16.839		BEST LAP TIME : 2:16.839		DIFFERENCE : 0.000					
LAP	SECTOR 1	SECTOR 2	SECTOR 3	SECTOR 4	SPEED TRAP	LAP TIME	KPH	DIFF	TIME OF DAY
1 -	OUTLAP	31.958	42.047	33.629	134,6	2:29.359	103,95	12.520	10:13:10.086
2 -	35.248	30.347	41.518	33.027	173,6	2:20.140 (3)	110,79	3.301	10:15:30.226
3 -	36.007	30.447	41.407	IN PIT	174,4	9:30.784 P	27,20	7:13.945	10:25:01.010
4 -	OUTLAP	30.913	41.345	IN PIT	74,4	3:34.684 P	72,32	1:17.845	10:28:35.694
5 -	OUTLAP	30.846	40.657	33.012	66,7	2:28.693	104,42	11.854	10:31:04.387
6 -	34.634	29.955	40.799	32.777	177,5	2:18.165 (2)	112,37	1.326	10:33:22.552
7 -	34.554	29.923	39.920	32.442	177,5	2:16.839 (1)	113,46		10:35:39.391

P2		88		TOMAS MARIN		- DEZA-BOX 77 RACING TEAM			
IDEAL LAP TIME : 2:17.640		BEST LAP TIME : 2:17.835		DIFFERENCE : 0.195					
LAP	SECTOR 1	SECTOR 2	SECTOR 3	SECTOR 4	SPEED TRAP	LAP TIME	KPH	DIFF	TIME OF DAY
1 -	OUTLAP	32.490	44.514	35.103	107,0	2:37.544	98,55	19.709	10:14:21.012
2 -	36.290	31.288	42.904	34.168	176,0	2:24.650	107,34	6.815	10:16:45.662
3 -	36.143	31.285	43.732	34.328	178,3	2:25.488	106,72	7.653	10:19:11.150
4 -	36.839	32.435	42.584	34.110	180,0	2:25.968	106,37	8.133	10:21:37.118
5 -	35.605	30.483	41.855	34.027	176,7	2:21.970	109,36	4.135	10:23:59.088
6 -	35.732	30.341	41.426	33.560	174,4	2:21.059	110,07	3.224	10:26:20.147
7 -	34.912	30.034	41.234	33.537	177,5	2:19.717	111,13	1.882	10:28:39.864
8 -	35.179	30.035	40.795	32.973	176,0	2:18.982 (2)	111,71	1.147	10:30:58.846
9 -	35.503	30.113	40.370	33.034	178,3	2:19.020 (3)	111,68	1.185	10:33:17.866
10 -	34.610	29.687	40.411	33.127	177,5	2:17.835 (1)	112,64		10:35:35.701

P3		1		GONZALO SANCHEZ		YAMAHA - ARCO MOTOR UNIVERSITY TEAM			
IDEAL LAP TIME : 2:18.010		BEST LAP TIME : 2:18.226		DIFFERENCE : 0.216					
LAP	SECTOR 1	SECTOR 2	SECTOR 3	SECTOR 4	SPEED TRAP	LAP TIME	KPH	DIFF	TIME OF DAY
1 -	OUTLAP	33.744	44.528	36.128	96,3	2:45.414	93,86	27.188	10:13:52.949
2 -	38.458	32.484	48.836	34.879	173,6	2:34.657	100,39	16.431	10:16:27.606
3 -	36.839	31.463	42.880	34.029	180,8	2:25.211	106,92	6.985	10:18:52.817
4 -	36.626	31.485	43.092	33.986	184,1	2:25.189	106,94	6.963	10:21:18.006
5 -	36.024	30.758	42.965	33.333	180,8	2:23.080	108,51	4.854	10:23:41.086
6 -	35.893	30.724	41.858	33.198	182,4	2:21.673	109,59	3.447	10:26:02.759
7 -	35.039	29.989	40.771	32.909	181,6	2:18.708 (2)	111,93	0.482	10:28:21.467
8 -	37.035	30.701	41.237	33.112	183,3	2:22.085	109,27	3.859	10:30:43.552
9 -	34.945	29.795	40.741	32.745	181,6	2:18.226 (1)	112,32		10:33:01.778
10 -	34.729	29.960	41.269	32.896	182,4	2:18.854 (3)	111,82	0.628	10:35:20.632

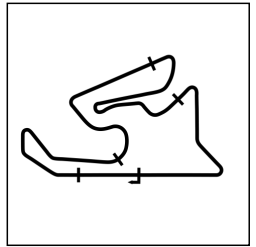
  

P4		21 K		ROBERTO BLAZQUEZ		KAWASAKI - ADN-VG RACING			
IDEAL LAP TIME : 2:18.072		BEST LAP TIME : 2:18.305		DIFFERENCE : 0.233					
LAP	SECTOR 1	SECTOR 2	SECTOR 3	SECTOR 4	SPEED TRAP	LAP TIME	KPH	DIFF	TIME OF DAY
1 -	OUTLAP	33.469	45.363	35.637	147,7	2:37.351	98,67	19.046	10:13:31.996
2 -	38.306	32.357	43.842	34.544	171,4	2:29.049	104,17	10.744	10:16:01.045
3 -	36.702	31.495	42.925	34.292	178,3	2:25.414	106,77	7.109	10:18:26.459
4 -	36.297	31.462	42.285	33.868	176,7	2:23.912	107,89	5.607	10:20:50.371
5 -	36.281	30.979	41.679	33.943	176,7	2:22.882 (3)	108,66	4.577	10:23:13.253
6 -	36.015	30.479	41.016	33.197	176,0	2:20.707 (2)	110,34	2.402	10:25:33.960
7 -	35.044	30.011	40.521	32.729	177,5	2:18.305 (1)	112,26		10:27:52.265
8 -	34.811	30.932	41.461	37.129	177,5	2:24.333	107,57	6.028	10:30:16.598
9 -	37.116	31.191	41.779	IN PIT	169,2	3:14.046 P	80,01	55.741	10:33:30.644
10 -	OUTLAP	30.888	42.622	33.793	149,4	2:27.242	105,45	8.937	10:35:57.886

# ESBK - Campeonato de España de Superbikes

## ESBK - SS300

### Cronometrado - SECTOR ANALYSIS



SECTOR 1 = FL to I1, SECTOR 2 = I1 to I2 SECTOR 3 = I2 to I3, SECTOR 4 = I3 to FL, DIFF = Difference To Personal Best Lap, P = Crossed Finish Line in Pit Lane

P5		7		GUERAU SIMO		- I+DENT RACING TEAM			
IDEAL LAP TIME : 2:18.390		BEST LAP TIME : 2:18.643		DIFFERENCE : 0.253					
LAP	SECTOR 1	SECTOR 2	SECTOR 3	SECTOR 4	SPEED TRAP	LAP TIME	KPH	DIFF	TIME OF DAY
1 -	OUTLAP	32.398	42.742	34.436	131,1	2:33.871	100,90	15.228	10:13:34.016
2 -	36.548	32.078	41.584	34.196	175,2	2:24.406	107,52	5.763	10:15:58.422
3 -	35.571	30.783	40.772	34.306	176,7	2:21.432	109,78	2.789	10:18:19.854
4 -	35.113	30.081	40.183	33.266	176,7	2:18.643 (1)	111,99		10:20:38.497
5 -	35.503	30.192	42.159	IN PIT	179,1	6:39.964 P	38,82	4:21.321	10:27:18.461
6 -	OUTLAP	32.430	42.303	34.187	136,0	2:33.426	101,20	14.783	10:29:51.887
7 -	35.290	30.267	40.735	33.730	176,7	2:20.022	110,88	1.379	10:32:11.909
8 -	35.172	30.232	40.390	33.258	177,5	2:19.052 (2)	111,66	0.409	10:34:30.961
9 -	34.868	30.928	40.203	33.930	179,1	2:19.929 (3)	110,96	1.286	10:36:50.890

P6		61 K		URIEL HIDALGO		KAWASAKI - DEZA-BOX 77 RACING TEAM			
IDEAL LAP TIME : 2:19.038		BEST LAP TIME : 2:19.646		DIFFERENCE : 0.608					
LAP	SECTOR 1	SECTOR 2	SECTOR 3	SECTOR 4	SPEED TRAP	LAP TIME	KPH	DIFF	TIME OF DAY
1 -	OUTLAP	31.734	41.814	36.718	139,4	2:31.918	102,20	12.272	10:14:37.194
2 -	36.402	31.155	41.778	33.443	174,4	2:22.778	108,74	3.132	10:16:59.972
3 -	35.251	30.740	41.101	33.211	176,0	2:20.303 (3)	110,66	0.657	10:19:20.275
4 -	35.668	31.322	42.282	34.173	176,7	2:23.445	108,24	3.799	10:21:43.720
5 -	36.229	31.178	41.152	33.484	179,1	2:22.043	109,31	2.397	10:24:05.763
6 -	35.771	30.508	41.172	33.382	176,0	2:20.833	110,24	1.187	10:26:26.596
7 -	35.201	30.383	40.756	33.306	176,0	2:19.646 (1)	111,18		10:28:46.242
8 -	35.292	30.760	41.601	33.173	176,0	2:20.826	110,25	1.180	10:31:07.068
9 -	36.102	30.132	41.115	34.862	177,5	2:22.211	109,18	2.565	10:33:29.279
10 -	35.126	30.684	41.016	33.024	174,4	2:19.850 (2)	111,02	0.204	10:35:49.129

P7		24		MICHEL AGAZZI		YAMAHA - YAMAHA MS RACING			
IDEAL LAP TIME : 2:19.213		BEST LAP TIME : 2:19.656		DIFFERENCE : 0.443					
LAP	SECTOR 1	SECTOR 2	SECTOR 3	SECTOR 4	SPEED TRAP	LAP TIME	KPH	DIFF	TIME OF DAY
1 -	OUTLAP	34.050	45.151	36.177	102,8	2:42.282	95,67	22.626	10:12:48.770
2 -	38.171	32.833	44.139	35.309	166,3	2:30.452	103,20	10.796	10:15:19.222
3 -	37.610	32.638	43.922	35.377	173,6	2:29.547	103,82	9.891	10:17:48.769
4 -	37.620	32.615	42.901	35.019	169,9	2:28.155	104,80	8.499	10:20:16.924
5 -	37.217	31.491	42.327	34.546	174,4	2:25.581	106,65	5.925	10:22:42.505
6 -	36.989	31.362	41.997	34.352	175,2	2:24.700	107,30	5.044	10:25:07.205
7 -	36.821	31.203	41.814	34.138	176,7	2:23.976	107,84	4.320	10:27:31.181
8 -	36.576	30.875	41.346	33.694	176,7	2:22.491	108,96	2.835	10:29:53.672
9 -	35.819	30.461	40.606	33.440	179,1	2:20.326 (2)	110,64	0.670	10:32:13.998
10 -	35.653	30.242	40.359	33.402	179,1	2:19.656 (1)	111,17		10:34:33.654
11 -	35.320	30.132	40.761	34.237	180,0	2:20.450 (3)	110,55	0.794	10:36:54.104

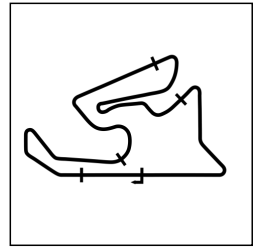
P8		23		RUBEN MONTERO		YAMAHA -			
IDEAL LAP TIME : 2:20.386		BEST LAP TIME : 2:21.080		DIFFERENCE : 0.694					
LAP	SECTOR 1	SECTOR 2	SECTOR 3	SECTOR 4	SPEED TRAP	LAP TIME	KPH	DIFF	TIME OF DAY
1 -	38.094	31.948	43.146	35.584	166,3	2:28.772	104,36	7.692	10:15:42.261
2 -	37.069	31.338	41.096	33.912	169,2	2:23.415	108,26	2.335	10:18:05.676
3 -	36.960	31.697	40.885	34.451	169,2	2:23.993	107,83	2.913	10:20:29.669
4 -	36.196	30.361	42.698	34.219	171,4	2:23.474	108,22	2.394	10:22:53.143
5 -	36.386	31.794	43.444	IN PIT	173,6	3:28.669 P	74,40	1:07.589	10:26:21.812
6 -	OUTLAP	31.088	41.575	34.241	64,9	2:35.282	99,99	14.202	10:28:57.094
7 -	35.925	30.491	40.479	34.185	169,2	2:21.080 (1)	110,05		10:31:18.174
8 -	36.284	30.767	41.488	34.213	172,1	2:22.752 (3)	108,76	1.672	10:33:40.926
9 -	36.472	30.475	41.004	33.621	172,9	2:21.572 (2)	109,67	0.492	10:36:02.498



# ESBK - Campeonato de España de Superbikes

## ESBK - SS300

### Cronometrado - SECTOR ANALYSIS



SECTOR 1 = FL to I1, SECTOR 2 = I1 to I2 SECTOR 3 = I2 to I3, SECTOR 4 = I3 to FL, DIFF = Difference To Personal Best Lap, P = Crossed Finish Line in Pit Lane

P9		35 K		JOSE EMILIANO ZAMUDIO		KAWASAKI - PONS MOTOSPORT ITALIKA RACING			
IDEAL LAP TIME : 2:21.027		BEST LAP TIME : 2:21.118		DIFFERENCE : 0.091					
LAP	SECTOR 1	SECTOR 2	SECTOR 3	SECTOR 4	SPEED TRAP	LAP TIME	KPH	DIFF	TIME OF DAY
1 -	OUTLAP	34.427	46.505	35.759	105,6	2:44.311	94,49	23.193	10:13:48.261
2 -	38.610	32.856	45.266	35.109	154,0	2:31.841	102,25	10.723	10:16:20.102
3 -	38.438	32.307	44.103	35.163	157,7	2:30.011	103,50	8.893	10:18:50.113
4 -	38.102	31.873	43.708	34.810	176,7	2:28.493	104,56	7.375	10:21:18.606
5 -	36.338	31.033	42.206	33.699	180,0	2:23.276	108,36	2.158	10:23:41.882
6 -	36.037	31.383	41.653	33.478	181,6	2:22.551 (3)	108,92	1.433	10:26:04.433
7 -	36.106	30.518	41.299	33.195	179,1	2:21.118 (1)	110,02		10:28:25.551
8 -	36.015	31.051	41.467	33.325	180,8	2:21.858 (2)	109,45	0.740	10:30:47.409

P10		42 K		ROSA JIMENEZ		KAWASAKI - ADN VG RACING			
IDEAL LAP TIME : 2:20.732		BEST LAP TIME : 2:21.314		DIFFERENCE : 0.582					
LAP	SECTOR 1	SECTOR 2	SECTOR 3	SECTOR 4	SPEED TRAP	LAP TIME	KPH	DIFF	TIME OF DAY
1 -	OUTLAP	31.452	42.871	34.236	144,5	2:30.809	102,95	9.495	10:13:24.905
2 -	36.887	31.044	42.443	33.925	171,4	2:24.299	107,60	2.985	10:15:49.204
3 -	37.083	31.807	42.375	33.975	174,4	2:25.240	106,90	3.926	10:18:14.444
4 -	36.432	30.441	41.903	33.891	174,4	2:22.667	108,83	1.353	10:20:37.111
5 -	36.389	30.274	42.021	33.962	174,4	2:22.646	108,84	1.332	10:22:59.757
6 -	36.535	30.458	42.169	33.948	175,2	2:23.110	108,49	1.796	10:25:22.867
7 -	35.808	31.403	42.762	34.619	176,0	2:24.592	107,38	3.278	10:27:47.459
8 -	36.058	30.522	41.899	34.183	172,9	2:22.662	108,83	1.348	10:30:10.121
9 -	36.133	30.187	41.619	33.973	173,6	2:21.912 (3)	109,41	0.598	10:32:32.033
10 -	36.516	30.161	41.144	33.796	172,9	2:21.617 (2)	109,63	0.303	10:34:53.650
11 -	36.198	30.353	41.111	33.652	172,9	2:21.314 (1)	109,87		10:37:14.964

P11		26		DANIEL OCETE		YAMAHA - I+ DENT JUNIOR RACING TEAM			
IDEAL LAP TIME : 2:21.177		BEST LAP TIME : 2:21.398		DIFFERENCE : 0.221					
LAP	SECTOR 1	SECTOR 2	SECTOR 3	SECTOR 4	SPEED TRAP	LAP TIME	KPH	DIFF	TIME OF DAY
1 -	OUTLAP	32.765	44.739	36.123	127,7	2:40.774	96,57	19.376	10:13:39.151
2 -	38.609	32.072	44.086	35.823	169,9	2:30.590	103,10	9.192	10:16:09.741
3 -	37.149	31.827	43.252	34.810	173,6	2:27.038	105,59	5.640	10:18:36.779
4 -	36.859	31.515	42.646	34.846	174,4	2:25.866	106,44	4.468	10:21:02.645
5 -	36.392	31.421	43.206	34.745	174,4	2:25.764	106,52	4.366	10:23:28.409
6 -	36.125	30.886	42.046	34.311	173,6	2:23.368	108,30	1.970	10:25:51.777
7 -	36.560	30.848	41.876	34.092	175,2	2:23.376	108,29	1.978	10:28:15.153
8 -	36.348	30.387	41.777	34.180	174,4	2:22.692 (3)	108,81	1.294	10:30:37.845
9 -	35.776	30.628	41.406	34.264	174,4	2:22.074 (2)	109,28	0.676	10:32:59.919
10 -	35.780	30.509	41.501	33.608	175,2	2:21.398 (1)	109,80		10:35:21.317

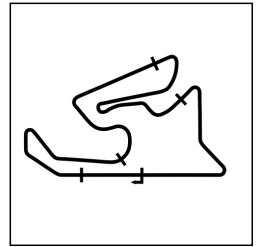
  

P12		20 K		LUCAS MOHEDANO		KAWASAKI -			
IDEAL LAP TIME : 2:21.518		BEST LAP TIME : 2:21.783		DIFFERENCE : 0.265					
LAP	SECTOR 1	SECTOR 2	SECTOR 3	SECTOR 4	SPEED TRAP	LAP TIME	KPH	DIFF	TIME OF DAY
1 -	OUTLAP	33.570	45.475	36.423	104,7	2:43.559	94,93	21.776	10:12:47.579
2 -	38.242	32.839	45.021	35.007	172,1	2:31.109	102,75	9.326	10:15:18.688
3 -	37.665	32.621	44.431	35.773	176,0	2:30.490	103,17	8.707	10:17:49.178
4 -	37.949	32.749	43.943	35.162	170,6	2:29.803	103,64	8.020	10:20:18.981
5 -	38.478	33.777	45.946	34.795	171,4	2:32.996	101,48	11.213	10:22:51.977
6 -	37.180	31.681	43.552	34.890	173,6	2:27.303	105,40	5.520	10:25:19.280
7 -	38.126	33.309	43.502	34.306	175,2	2:29.243	104,03	7.460	10:27:48.523
8 -	36.987	31.235	42.246	33.838	172,9	2:24.306	107,59	2.523	10:30:12.829
9 -	36.397	30.749	41.785	33.729	173,6	2:22.660 (3)	108,83	0.877	10:32:35.489
10 -	36.175	30.301	41.352	33.955	172,9	2:21.783 (1)	109,51		10:34:57.272
11 -	36.136	30.628	41.636	33.925	172,1	2:22.325 (2)	109,09	0.542	10:37:19.597

# ESBK - Campeonato de España de Superbikes

## ESBK - SS300

### Cronometrado - SECTOR ANALYSIS



SECTOR 1 = FL to I1, SECTOR 2 = I1 to I2 SECTOR 3 = I2 to I3, SECTOR 4 = I3 to FL, DIFF = Difference To Personal Best Lap, P = Crossed Finish Line in Pit Lane

<b>P13 48 K MARTIM ALEXANDRE EUGENIO SANTOS D KAWASAKI - TEAM MOTOCLUBE LOULÉ</b>									
IDEAL LAP TIME : 2:22.570		BEST LAP TIME : 2:22.580			DIFFERENCE : 0.010				
LAP	SECTOR 1	SECTOR 2	SECTOR 3	SECTOR 4	SPEED TRAP	LAP TIME	KPH	DIFF	TIME OF DAY
1 -	OUTLAP	34.195	46.493	36.173	114,4	2:42.726	95,41	20.146	10:12:46.235
2 -	38.334	32.727	44.758	35.260	165,0	2:31.079	102,77	8.499	10:15:17.314
3 -	37.520	32.966	43.431	33.945	170,6	2:27.862	105,00	5.282	10:17:45.176
4 -	37.771	31.876	42.974	34.060	176,0	2:26.681	105,85	4.101	10:20:11.857
5 -	36.645	31.102	43.028	33.503	173,6	2:24.278 (2)	107,61	1.698	10:22:36.135
6 -	36.783	31.202	42.486	IN PIT	176,0	5:48.888 P	44,50	3:26.308	10:28:25.023
7 -	OUTLAP	32.571	43.215	34.276	114,4	2:43.603	94,90	21.023	10:31:08.626
8 -	36.137	30.844	42.156	33.443	176,0	2:22.580 (1)	108,89		10:33:31.206
9 -	37.644	30.834	43.245	34.210	167,7	2:25.933 (3)	106,39	3.353	10:35:57.139

<b>P14 79 K TOMAS ALONSO KAWASAKI - PONS MOTOSPORT ITALIKA RACINC</b>									
IDEAL LAP TIME : 2:22.253		BEST LAP TIME : 2:22.759			DIFFERENCE : 0.506				
LAP	SECTOR 1	SECTOR 2	SECTOR 3	SECTOR 4	SPEED TRAP	LAP TIME	KPH	DIFF	TIME OF DAY
1 -	OUTLAP	34.625	49.533	35.540	109,0	2:49.122	91,80	26.363	10:13:55.816
2 -	37.434	32.682	44.758	35.211	176,0	2:30.085	103,45	7.326	10:16:25.901
3 -	44.817	33.267	44.951	35.109	175,2	2:38.144	98,18	15.385	10:19:04.045
4 -	37.643	32.370	43.653	34.730	176,7	2:28.396	104,63	5.637	10:21:32.441
5 -	36.794	31.868	43.014	34.487	177,5	2:26.163	106,22	3.404	10:23:58.604
6 -	39.984	32.558	43.853	34.794	176,0	2:31.189	102,69	8.430	10:26:29.793
7 -	37.037	31.661	42.301	33.948	176,0	2:24.947	107,12	2.188	10:28:54.740
8 -	36.065	31.193	41.841	33.984	177,5	2:23.083 (2)	108,51	0.324	10:31:17.823
9 -	35.680	31.335	41.806	33.938	178,3	2:22.759 (1)	108,76		10:33:40.582
10 -	36.468	31.172	42.400	33.595	179,1	2:23.635 (3)	108,09	0.876	10:36:04.217

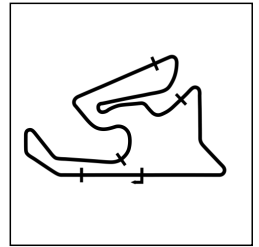
<b>P15 76 K CARLOS DANIEL TORRES KAWASAKI - PONS MOTOSPORT ITALIKA RACINC</b>									
IDEAL LAP TIME : 2:25.122		BEST LAP TIME : 2:25.122			DIFFERENCE : 0.000				
LAP	SECTOR 1	SECTOR 2	SECTOR 3	SECTOR 4	SPEED TRAP	LAP TIME	KPH	DIFF	TIME OF DAY
1 -	OUTLAP	35.153	45.306	35.282	100,0	2:43.248	95,11	18.126	10:13:47.686
2 -	38.322	32.902	45.556	35.210	158,4	2:31.990	102,15	6.868	10:16:19.676
3 -	38.405	32.563	45.163	35.234	159,0	2:31.365	102,57	6.243	10:18:51.041
4 -	38.195	32.791	43.707	34.412	165,0	2:29.105	104,13	3.983	10:21:20.146
5 -	37.089	31.516	43.054	34.142	166,3	2:25.801 (2)	106,49	0.679	10:23:45.947
6 -	36.652	31.376	43.006	34.088	176,7	2:25.122 (1)	106,99		10:26:11.069
7 -	37.880	32.786	43.583	34.476	172,9	2:28.725	104,39	3.603	10:28:39.794
8 -	37.618	31.967	43.377	34.150	165,6	2:27.112 (3)	105,54	1.990	10:31:06.906
9 -	36.972	31.710	53.574	35.104	175,2	2:37.360	98,67	12.238	10:33:44.266
10 -	37.795	32.292	43.686	34.871	169,9	2:28.644	104,45	3.522	10:36:12.910

<b>P16 2 NATALIA RIVERA YAMAHA - ARCO SASH MOTOR UNIVERSITY TEA</b>									
IDEAL LAP TIME : 2:26.791		BEST LAP TIME : 2:26.791			DIFFERENCE : 0.000				
LAP	SECTOR 1	SECTOR 2	SECTOR 3	SECTOR 4	SPEED TRAP	LAP TIME	KPH	DIFF	TIME OF DAY
1 -	OUTLAP	35.901	48.439	37.954	124,1	2:47.548	92,67	20.757	10:14:05.347
2 -	39.259	33.530	46.087	35.939	169,9	2:34.815	100,29	8.024	10:16:40.162
3 -	38.511	32.956	45.430	35.716	172,9	2:32.613	101,73	5.822	10:19:12.775
4 -	38.105	32.729	46.123	36.147	175,2	2:33.104	101,41	6.313	10:21:45.879
5 -	37.591	32.000	45.818	36.236	173,6	2:31.645	102,38	4.854	10:24:17.524
6 -	39.526	33.089	44.969	35.594	172,9	2:33.178	101,36	6.387	10:26:50.702
7 -	37.102	31.681	44.419	36.193	172,1	2:29.395	103,93	2.604	10:29:20.097
8 -	37.404	31.883	44.128	35.394	173,6	2:28.809 (2)	104,34	2.018	10:31:48.906
9 -	37.624	31.910	44.075	35.356	172,1	2:28.965 (3)	104,23	2.174	10:34:17.871
10 -	37.014	31.550	43.459	34.768	174,4	2:26.791 (1)	105,77		10:36:44.662

# ESBK - Campeonato de España de Superbikes

## ESBK - SS300

### Cronometrado - SECTOR ANALYSIS



SECTOR 1 = FL to I1, SECTOR 2 = I1 to I2 SECTOR 3 = I2 to I3, SECTOR 4 = I3 to FL, DIFF = Difference To Personal Best Lap, P = Crossed Finish Line in Pit Lane

P17 34 K		ERIK GARCIA				KAWASAKI -			
IDEAL LAP TIME : 2:26.181		BEST LAP TIME : 2:27.241				DIFFERENCE : 1.060			
LAP	SECTOR 1	SECTOR 2	SECTOR 3	SECTOR 4	SPEED TRAP	LAP TIME	KPH	DIFF	TIME OF DAY
1 -	OUTLAP	35.220	46.348	36.828	138,4	2:41.081	96,39	13.840	10:14:04.483
2 -	38.457	33.101	45.489	35.777	172,1	2:32.824	101,59	5.583	10:16:37.307
3 -	38.009	32.773	44.984	35.554	173,6	2:31.320 (3)	102,60	4.079	10:19:08.627
4 -	38.655	33.625	45.372	35.662	172,1	2:33.314	101,27	6.073	10:21:41.941
5 -	37.458	32.513	43.899	34.903	174,4	2:28.773 (2)	104,36	1.532	10:24:10.714
6 -	37.370	31.961	43.358	34.552	173,6	2:27.241 (1)	105,45		10:26:37.955

P18 92		JOEL AZNAR				KAWASAKI - ILUSION TEAM			
IDEAL LAP TIME : 2:27.342		BEST LAP TIME : 2:27.342				DIFFERENCE : 0.000			
LAP	SECTOR 1	SECTOR 2	SECTOR 3	SECTOR 4	SPEED TRAP	LAP TIME	KPH	DIFF	TIME OF DAY
1 -	OUTLAP	34.770	48.394	36.812	98,2	2:47.913	92,46	20.571	10:13:51.059
2 -	40.402	33.908	47.316	36.552	150,0	2:38.178	98,16	10.836	10:16:29.237
3 -	40.211	33.993	47.238	36.487	155,2	2:37.929	98,31	10.587	10:19:07.166
4 -	39.926	33.359	45.439	36.332	160,9	2:35.056	100,13	7.714	10:21:42.222
5 -	39.221	33.141	46.241	36.263	165,0	2:34.866	100,25	7.524	10:24:17.088
6 -	39.532	33.219	45.926	35.811	164,3	2:34.488	100,50	7.146	10:26:51.576
7 -	38.544	32.450	45.765	36.103	164,3	2:32.862	101,57	5.520	10:29:24.438
8 -	39.024	32.869	45.126	35.490	162,2	2:32.509 (3)	101,80	5.167	10:31:56.947
9 -	38.467	32.280	44.837	35.176	172,1	2:30.760 (2)	102,99	3.418	10:34:27.707
10 -	37.536	31.919	43.420	34.467	172,1	2:27.342 (1)	105,37		10:36:55.049

P19 77 K		PIERRE-ANDRE PERINARD				KAWASAKI -			
IDEAL LAP TIME : 2:27.576		BEST LAP TIME : 2:27.576				DIFFERENCE : 0.000			
LAP	SECTOR 1	SECTOR 2	SECTOR 3	SECTOR 4	SPEED TRAP	LAP TIME	KPH	DIFF	TIME OF DAY
1 -	OUTLAP	36.201	48.229	37.157	101,7	2:49.173	91,78	21.597	10:12:56.953
2 -	41.585	35.443	46.610	36.312	153,4	2:39.950	97,07	12.374	10:15:36.903
3 -	46.799	34.364	46.806	36.041	171,4	2:44.010	94,66	16.434	10:18:20.913
4 -	39.457	33.895	45.439	35.854	164,3	2:34.645	100,40	7.069	10:20:55.558
5 -	39.757	33.550	48.887	40.822	167,0	2:43.016	95,24	15.440	10:23:38.574
6 -	38.654	33.208	44.569	35.059	170,6	2:31.490	102,49	3.914	10:26:10.064
7 -	38.647	32.766	44.982	35.137	174,4	2:31.532	102,46	3.956	10:28:41.596
8 -	38.733	32.945	43.690	34.688	171,4	2:30.056 (3)	103,47	2.480	10:31:11.652
9 -	37.784	32.023	43.355	34.414	176,7	2:27.576 (1)	105,21		10:33:39.228
10 -	37.845	32.474	43.625	34.496	172,9	2:28.440 (2)	104,59	0.864	10:36:07.668

P20 8 K		TOBIAS RICHARDT PEDERSEN				KAWASAKI -			
IDEAL LAP TIME : 2:27.245		BEST LAP TIME : 2:28.009				DIFFERENCE : 0.764			
LAP	SECTOR 1	SECTOR 2	SECTOR 3	SECTOR 4	SPEED TRAP	LAP TIME	KPH	DIFF	TIME OF DAY
1 -	OUTLAP	34.470	46.439	36.212	126,5	2:42.281	95,67	14.272	10:12:46.026
2 -	38.273	32.760	44.767	35.245	172,1	2:31.045	102,79	3.036	10:15:17.071
3 -	37.549	32.888	45.218	35.408	175,2	2:31.063	102,78	3.054	10:17:48.134
4 -	37.279	32.480	43.567	37.064	176,7	2:30.390	103,24	2.381	10:20:18.524
5 -	38.624	33.329	44.308	35.524	176,0	2:31.785	102,29	3.776	10:22:50.309
6 -	37.419	32.770	43.547	34.884	175,2	2:28.620 (3)	104,47	0.611	10:25:18.929
7 -	37.163	32.491	44.152	35.446	176,0	2:29.252	104,03	1.243	10:27:48.181
8 -	37.152	32.570	43.951	35.285	177,5	2:28.958	104,23	0.949	10:30:17.139
9 -	37.778	32.097	43.408	34.726	165,6	2:28.009 (1)	104,90		10:32:45.148
10 -	37.014	32.142	43.585	35.388	175,2	2:28.129 (2)	104,81	0.120	10:35:13.277

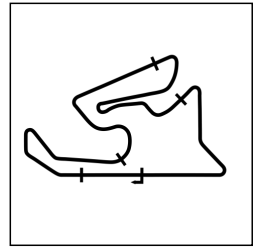
  

P21 19		LORENZO MOHEDANO				-			
IDEAL LAP TIME : 2:26.329		BEST LAP TIME : 2:29.347				DIFFERENCE : 3.018			
LAP	SECTOR 1	SECTOR 2	SECTOR 3	SECTOR 4	SPEED TRAP	LAP TIME	KPH	DIFF	TIME OF DAY
1 -	38.401	33.212	44.364	35.424	159,6	2:31.401 (3)	102,55	2.054	10:15:18.083
2 -	37.488	32.917	44.556	35.343	174,4	2:30.304 (2)	103,30	0.957	10:17:48.387
3 -	37.672	33.353	43.673	34.649	171,4	2:29.347 (1)	103,96		10:20:17.734
4 -	39.056	33.775	48.605	IN PIT	169,9	3:31.288 P	73,48	1:01.941	10:23:49.022
5 -	OUTLAP	32.345	43.305	34.246	35,1	2:43.829	94,77	14.482	10:26:32.851

# ESBK - Campeonato de España de Superbikes

## ESBK - SS300

### Cronometrado - SECTOR ANALYSIS



SECTOR 1 = FL to I1, SECTOR 2 = I1 to I2 SECTOR 3 = I2 to I3, SECTOR 4 = I3 to FL, DIFF = Difference To Personal Best Lap, P = Crossed Finish Line in Pit Lane

<b>P22 28</b>		<b>PIETRO ANASTASI</b>				<b>- ARCO MOTOR UNIVERSITY TEAM</b>			
IDEAL LAP TIME : 2:31.491		BEST LAP TIME : 2:32.300		DIFFERENCE : 0.809					
LAP	SECTOR 1	SECTOR 2	SECTOR 3	SECTOR 4	SPEED TRAP	LAP TIME	KPH	DIFF	TIME OF DAY
1 -	OUTLAP	35.547	48.783	37.653	137,9	2:45.794	93,65	13.494	10:14:07.651
2 -	38.732	34.387	46.718	36.207	173,6	2:36.044	99,50	3.744	10:16:43.695
3 -	37.887	34.044	46.038	35.567	175,2	2:33.536 <b>(3)</b>	101,12	1.236	10:19:17.231
4 -	37.741	33.639	45.116	35.804	175,2	2:32.300 <b>(1)</b>	101,94		10:21:49.531
5 -	38.005	33.822	45.937	36.016	178,3	2:33.780	100,96	1.480	10:24:23.311
6 -	38.397	33.304	45.589	36.149	175,2	2:33.439 <b>(2)</b>	101,19	1.139	10:26:56.750
7 -	38.586	33.067	45.944	36.398	165,6	2:33.995	100,82	1.695	10:29:30.745
8 -	38.810	34.326	49.406	IN PIT	165,6	3:03.412 <b>P</b>	84,65	31.112	10:32:34.157
9 -	OUTLAP	33.645	45.788	36.097	141,9	2:39.084	97,60	6.784	10:35:13.241

<b>P23 78</b>		<b>MARTIM LIMA</b>				<b>- DEZA-BOX 77 RACING TEAM</b>			
IDEAL LAP TIME : 2:33.410		BEST LAP TIME : 2:34.827		DIFFERENCE : 1.417					
LAP	SECTOR 1	SECTOR 2	SECTOR 3	SECTOR 4	SPEED TRAP	LAP TIME	KPH	DIFF	TIME OF DAY
1 -	OUTLAP	33.241	48.378	35.920	128,1	2:46.149	93,45	11.322	10:13:37.425
2 -	41.171	33.004	45.743	35.948	148,3	2:35.866	99,61	1.039	10:16:13.291
3 -	39.880	33.506	45.754	35.687	155,2	2:34.827 <b>(1)</b>	100,28		10:18:48.118
4 -	40.964	33.841	45.159	35.527	152,8	2:35.491 <b>(2)</b>	99,85	0.664	10:21:23.609
5 -	40.416	33.485	49.142	IN PIT	150,5	4:09.327 <b>P</b>	62,27	1:34.500	10:25:32.936
6 -	OUTLAP	33.498	45.765	35.610	121,8	2:45.877	93,60	11.050	10:28:18.813
7 -	40.794	33.293	45.704	35.766	151,1	2:35.557 <b>(3)</b>	99,81	0.730	10:30:54.370
8 -	40.996	32.844	45.921	36.066	152,8	2:35.827	99,64	1.000	10:33:30.197
9 -	41.192	33.132	46.234	35.789	150,0	2:36.347	99,30	1.520	10:36:06.544

<b>P24 22</b>		<b>AROA FERNANDEZ</b>				<b>YAMAHA - I+DENT JUNIOR RACING TEAM</b>			
IDEAL LAP TIME : 2:34.849		BEST LAP TIME : 2:34.978		DIFFERENCE : 0.129					
LAP	SECTOR 1	SECTOR 2	SECTOR 3	SECTOR 4	SPEED TRAP	LAP TIME	KPH	DIFF	TIME OF DAY
1 -	OUTLAP	34.470	48.034	37.376	120,3	2:47.440	92,73	12.462	10:13:46.849
2 -	40.852	34.211	46.878	37.227	157,7	2:39.168	97,54	4.190	10:16:26.017
3 -	44.301	34.296	46.984	37.254	160,9	2:42.835	95,35	7.857	10:19:08.852
4 -	39.440	34.219	46.476	36.973	165,6	2:37.108 <b>(3)</b>	98,82	2.130	10:21:45.960
5 -	39.009	32.976	46.024	36.969	159,6	2:34.978 <b>(1)</b>	100,18		10:24:20.938
6 -	39.321	32.847	46.062	37.022	166,3	2:35.252 <b>(2)</b>	100,01	0.274	10:26:56.190
7 -	39.481	33.998	48.447	38.966	167,0	2:40.892	96,50	5.914	10:29:37.082
8 -	42.238	33.919	50.835	IN PIT	167,7	3:32.201 <b>P</b>	73,17	57.223	10:33:09.283
9 -	OUTLAP	34.432	47.727	37.951	125,3	2:52.980	89,76	18.002	10:36:02.263

# ESBK - Campeonato de España de Superbikes

## ESBK - SS300

### Cronometrado - STATISTICS

Competitors Started	24
Planned Start	2024-10-26 @ 10:10:00.000
Actual Start	2024-10-26 @ 10:10:00.000
Finish Time	2024-10-26 @ 10:35:00.000
Track Length	4,313km
Total Laps	223
Total Distance Covered	961,799km

### Session Fastest Lap History

NO	CL	NAME	LAP TIME	TIME OF DAY	LAP	VEHICLE
8	K	TOBIAS RICHARDT PEDERSEN	2:31.045	10:15:17.065	2	KAWASAKI
24		MICHEL AGAZZI	2:30.452	10:15:19.214	2	YAMAHA
5	K	ADRIAN COVARRUBIAS	2:20.140	10:15:30.215	2	KAWASAKI
7		GUERAU SIMO	2:18.643	10:20:38.489	4	
21	K	ROBERTO BLAZQUEZ	2:18.305	10:27:52.257	7	KAWASAKI
1		GONZALO SANCHEZ	2:18.226	10:33:01.772	9	YAMAHA
5	K	ADRIAN COVARRUBIAS	2:18.165	10:33:22.541	6	KAWASAKI
88		TOMAS MARIN	2:17.835	10:35:35.696	10	
5	K	ADRIAN COVARRUBIAS	2:16.839	10:35:39.379	7	KAWASAKI

### Flag History

TYPE	TIME OF DAY
GREEN	10:10:00.000
FINISH	10:35:00.000

### Flag Statistics

TYPE	COUNT	TOTAL LAPS	TOTAL TIME
Green	1	11	28:49.216
Red	0	0	0.000
Safety Car	0	0	0.000
FCY	0	0	0.000

# ESBK - Campeonato de España de Superbikes

## ESBK - SS300

### Cronometrado - STATISTICS

CLASS :

12 Starters

#### Fastest Lap History

NO	NAME	LAP TIME	TIME OF DAY	LAP	VEHICLE
19	LORENZO MOHEDANO	2:31.401	10:15:18.075	1	
24	MICHEL AGAZZI	2:30.452	10:15:19.214	2	YAMAHA
23	RUBEN MONTERO	2:28.772	10:15:42.256	1	YAMAHA
7	GUERAU SIMO	2:24.406	10:15:58.414	2	
23	RUBEN MONTERO	2:23.415	10:18:05.671	2	YAMAHA
7	GUERAU SIMO	2:21.432	10:18:19.846	3	
7	GUERAU SIMO	2:18.643	10:20:38.489	4	
1	GONZALO SANCHEZ	2:18.226	10:33:01.772	9	YAMAHA
88	TOMAS MARIN	2:17.835	10:35:35.696	10	

# ESBK - Campeonato de España de Superbikes

## ESBK - SS300

### Cronometrado - STATISTICS

CLASS : K

14 Starters

#### Fastest Lap History

NO	NAME	LAP TIME	TIME OF DAY	LAP	VEHICLE
8	TOBIAS RICHARDT PEDERSEN	2:31.045	10:15:17.065	2	KAWASAKI
5	ADRIAN COVARRUBIAS	2:20.140	10:15:30.215	2	KAWASAKI
21	ROBERTO BLAZQUEZ	2:18.305	10:27:52.257	7	KAWASAKI
5	ADRIAN COVARRUBIAS	2:18.165	10:33:22.541	6	KAWASAKI
88	TOMAS MARIN	2:17.835	10:35:35.696	10	
5	ADRIAN COVARRUBIAS	2:16.839	10:35:39.379	7	KAWASAKI