

**ESBK - Campeonato de España de Superbikes**
**ESBK - SS300**
**Carrera 1 - CLASSIFICATION**
**Race Distance: 13 Laps / 56,06 kilometers**

POS	NO	CL	PIC	NAME	NAT	ENTRY	LAPS	TIME	GAP	DIFF	KPH	BEST	ON	GRD	↓
1	26		1	DANIEL OCETE	ESP	YAMAHA - I+ DENT JUNIOR RACING TEAM	13	28:26.827			118,25	<b>2:09.006</b>	6	11	10
2	61	K	1	URIEL HIDALGO	ESP	KAWASAKI - DEZA-BOX 77 RACING TEAM	13	28:36.423	<b>9.596</b>	9.596	117,59	<b>2:08.913</b>	13	6	4
3	1		2	GONZALO SANCHEZ	ESP	YAMAHA - ARCO MOTOR UNIVERSITY TEAM	13	28:36.515	<b>9.688</b>	0.092	117,59	<b>2:08.281</b>	13	3	0
4	21	K	2	ROBERTO BLAZQUEZ	ESP	KAWASAKI - ADN-VG RACING	13	28:42.960	<b>16.133</b>	6.445	117,15	<b>2:09.232</b>	13	4	0
5	88	K	3	TOMAS MARIN	COL	- DEZA-BOX 77 RACING TEAM	13	28:43.318	<b>16.491</b>	0.358	117,12	<b>2:09.871</b>	11	2	-3
6	24		3	MICHEL AGAZZI	ITA	YAMAHA - YAMAHA MS RACING	13	28:49.599	<b>22.772</b>	6.281	116,70	<b>2:10.581</b>	8	7	1
7	79	K	4	TOMAS ALONSO	PRT	KAWASAKI - PONS MOTOSPORT ITALIKA RACI	13	28:49.727	<b>22.900</b>	0.128	116,69	<b>2:10.656</b>	10	14	7
8	23		4	RUBEN MONTERO	ESP	YAMAHA -	13	28:50.330	<b>23.503</b>	0.603	116,65	<b>2:10.184</b>	10	8	0
9	76	K	5	CARLOS DANIEL TORRE	MEX	KAWASAKI - PONS MOTOSPORT ITALIKA RACI	13	28:59.443	<b>32.616</b>	9.113	116,04	<b>2:12.060</b>	13	15	6
10	35	K	6	JOSE EMILIANO ZAMUDI	MEX	KAWASAKI - PONS MOTOSPORT ITALIKA RACI	13	29:00.439	<b>33.612</b>	0.996	115,97	<b>2:12.376</b>	13	9	-1
11	7		5	GUERAU SIMO	ESP	- I+DENT RACING TEAM	13	29:02.603	<b>35.776</b>	2.164	115,83	<b>2:12.160</b>	13	5	-6
12	48	K	7	MARTIM ALEXANDRE	EUPRT	KAWASAKI - TEAM MOTOCLUBE LOULÉ	13	29:31.162	<b>1:04.335</b>	28.559	113,96	<b>2:13.762</b>	3	13	1
13	20	K	8	LUCAS MOHEDANO	ESP	KAWASAKI -	13	29:32.896	<b>1:06.069</b>	1.734	113,85	<b>2:13.454</b>	12	12	-1
14	28		6	PIETRO ANASTASI	CHE	- ARCO MOTOR UNIVERSITY TEAM	13	29:33.703	<b>1:06.876</b>	0.807	113,80	<b>2:12.887</b>	9	22	8
15	42	K	9	ROSA JIMENEZ	ESP	KAWASAKI - ADN VG RACING	13	29:33.713	<b>1:06.886</b>	0.010	113,79	<b>2:14.310</b>	5	10	-5
16	34	K	10	ERIK GARCIA	ESP	KAWASAKI -	13	29:57.905	<b>1:31.078</b>	24.192	112,26	<b>2:15.581</b>	9	17	1
17	2		7	NATALIA RIVERA	ESP	YAMAHA - ARCO SASH MOTOR UNIVERSITY T	13	30:02.364	<b>1:35.537</b>	4.459	111,99	<b>2:15.731</b>	11	16	-1
18	8	K	11	TOBIAS RICHARDT PEDEDNK	KAWASAKI -		13	30:04.823	<b>1:37.996</b>	2.459	111,83	<b>2:15.484</b>	12	20	2
19	77	K	12	PIERRE-ANDRE PERINAFRA	KAWASAKI -		13	30:05.076	<b>1:38.249</b>	0.253	111,82	<b>2:15.641</b>	12	19	0
20	92		8	JOEL AZNAR	ESP	KAWASAKI - ILUSION TEAM	13	30:33.533	<b>2:06.706</b>	28.457	110,08	<b>2:17.784</b>	13	18	-2
21	19		9	LORENZO MOHEDANO	ESP	-	13	30:33.636	<b>2:06.809</b>	0.103	110,08	<b>2:17.618</b>	13	21	0

**NOT CLASSIFIED**

DNF	5	K		ADRIAN COVARRUBIAS	ESP	KAWASAKI - PS RACING TEAM	12	26:28.597	<b>1 Lap</b>	1 Lap	117,28	<b>2:09.283</b>	12	1	
-----	---	---	--	--------------------	-----	---------------------------	----	-----------	--------------	-------	--------	-----------------	----	---	--

**FASTEST LAP**

1				GONZALO SANCHEZ	ESP	YAMAHA - ARCO MOTOR UNIVERSITY TEAM	13	2:08.281			75,20 mph		121,03 kph		
61	K			URIEL HIDALGO	ESP	KAWASAKI - DEZA-BOX 77 RACING TEAM	13	2:08.913			74,84 mph		120,44 kph		

Weather / Track : Cloudy / Wet

These results are provisional until the conclusion of any judicial and technical matters.

Date: 26/10/2024 Start: 15:06 Finish: 15:35

Circuito de Navarra: 4,313 km

Race Director:	Stewards:	Timekeeper:	
----------------	-----------	-------------	--

 Results can be found at [www.tsl-timing.com](http://www.tsl-timing.com)

Printed - 15:42 sábado, sábado, 26 de octubre de 2024

# ESBK - Campeonato de España de Superbikes

## ESBK - SS300

### Carrera 1 - CLASSIFICATION BY CLASS

Race Distance: 13 Laps / 56,06 kilometers

#### CLASS : SS300

POS	NO	NAME	NAT	ENTRY	LAPS	TIME	GAP	DIFF	KPH	BEST	ON
1	26	DANIEL OCETE	ESP	YAMAHA - I+ DENT JUNIOR RACING	13	28:26.827			118,25	2:09.006	6
2	1	GONZALO SANCHEZ	ESP	YAMAHA - ARCO MOTOR UNIVERSITAT	13	28:36.515	9.688	9.688	117,59	2:08.281	13
3	24	MICHEL AGAZZI	ITA	YAMAHA - YAMAHA MS RACING	13	28:49.599	22.772	13.084	116,70	2:10.581	8
4	23	RUBEN MONTERO	ESP	YAMAHA -	13	28:50.330	23.503	0.731	116,65	2:10.184	10
5	7	GUERAU SIMO	ESP	- I+DENT RACING TEAM	13	29:02.603	35.776	12.273	115,83	2:12.160	13
6	28	PIETRO ANASTASI	CHE	- ARCO MOTOR UNIVERSITY TEAM	13	29:33.703	1:06.876	31.100	113,80	2:12.887	9
7	2	NATALIA RIVERA	ESP	YAMAHA - ARCO SASH MOTOR UN	13	30:02.364	1:35.537	28.661	111,99	2:15.731	11
8	92	JOEL AZNAR	ESP	KAWASAKI - ILUSION TEAM	13	30:33.533	2:06.706	31.169	110,08	2:17.784	13
9	19	LORENZO MOHEDANO	ESP	-	13	30:33.636	2:06.809	0.103	110,08	2:17.618	13

#### CLASS : SS300 - K

POS	NO	NAME	NAT	ENTRY	LAPS	TIME	GAP	DIFF	KPH	BEST	ON
1	61	URIEL HIDALGO	ESP	KAWASAKI - DEZA-BOX 77 RACING	13	28:36.423			117,59	2:08.913	13
2	21	ROBERTO BLAZQUEZ	ESP	KAWASAKI - ADN-VG RACING	13	28:42.960	6.537	6.537	117,15	2:09.232	13
3	88	TOMAS MARIN	COL	- DEZA-BOX 77 RACING TEAM	13	28:43.318	6.895	0.358	117,12	2:09.871	11
4	79	TOMAS ALONSO	PRT	KAWASAKI - PONS MOTOSPORT II	13	28:49.727	13.304	6.409	116,69	2:10.656	10
5	76	CARLOS DANIEL TORRES	MEX	KAWASAKI - PONS MOTOSPORT II	13	28:59.443	23.020	9.716	116,04	2:12.060	13
6	35	JOSE EMILIANO ZAMUDIO	MEX	KAWASAKI - PONS MOTOSPORT II	13	29:00.439	24.016	0.996	115,97	2:12.376	13
7	48	MARTIM ALEXANDRE EUGENIO SANTO	PRT	KAWASAKI - TEAM MOTOCLUBE L	13	29:31.162	54.739	30.723	113,96	2:13.762	3
8	20	LUCAS MOHEDANO	ESP	KAWASAKI -	13	29:32.896	56.473	1.734	113,85	2:13.454	12
9	42	ROSA JIMENEZ	ESP	KAWASAKI - ADN VG RACING	13	29:33.713	57.290	0.817	113,79	2:14.310	5
10	34	ERIK GARCIA	ESP	KAWASAKI -	13	29:57.905	1:21.482	24.192	112,26	2:15.581	9
11	8	TOBIAS RICHARDT PEDERSEN	DNK	KAWASAKI -	13	30:04.823	1:28.400	6.918	111,83	2:15.484	12
12	77	PIERRE-ANDRE PERINARD	FRA	KAWASAKI -	13	30:05.076	1:28.653	0.253	111,82	2:15.641	12
DNF	5	ADRIAN COVARRUBIAS	ESP	KAWASAKI - PS RACING TEAM	12	26:28.597	1 Lap	1 Lap	117,28	2:09.283	12

#### FASTEST LAP

1		GONZALO SANCHEZ	ESP	YAMAHA - ARCO MOTOR UNIVERSITAT	13	2:08.281		75,20 mph	121,03 kph
61	K	URIEL HIDALGO	ESP	KAWASAKI - DEZA-BOX 77 RACING	13	2:08.913		74,84 mph	120,44 kph

Weather / Track : Cloudy / Wet

These results are provisional until the conclusion of any judicial and technical matters.

Date: 26/10/2024 Start: 15:06 Finish: 15:35

Circuito de Navarra: 4,313 km

Race Director:	Stewards:	Timekeeper:	
----------------	-----------	-------------	---

Results can be found at [www.tsl-timing.com](http://www.tsl-timing.com)

Printed - 15:43 sábado, sábado, 26 de octubre de 2024

# ESBK - Campeonato de España de Superbikes

## ESBK - SS300

### Carrera 1 - BEST SECTORS

SECTOR 1				SECTOR 2			SECTOR 3			SECTOR 4			IDEAL / BEST COMPARISON					
POS	NO	NAME	TIME	NO	NAME	TIME	NO	NAME	TIME	NO	NAME	TIME	POS	NO	NAME	IDEAL	BEST	DIFF
																PERFECT LAP 2:07.998		
1	1	SANCHEZ	32.258	26	OCETE	27.758	26	OCETE	37.232	1	SANCHEZ	30.750	1	1	SANCHEZ	2:08.226	2:08.281	0.055
2	5	COVARRL	32.455	61	HIDALGO	27.825	21	BLAZQUE	37.232	61	HIDALGO	30.906	2	26	OCETE	2:08.680	2:09.006	0.326
3	88	MARIN	32.488	21	BLAZQUE	27.871	1	SANCHEZ	37.289	26	OCETE	30.933	3	61	HIDALGO	2:08.803	2:08.913	0.110
4	21	BLAZQUE	32.570	5	COVARRL	27.885	61	HIDALGO	37.320	23	MONTERC	31.023	4	5	COVARRUBIAS	2:08.873	2:09.283	0.410
5	61	HIDALGO	32.752	1	SANCHEZ	27.929	5	COVARRL	37.504	5	COVARRU	31.029	5	21	BLAZQUEZ	2:09.011	2:09.232	0.221
6	26	OCETE	32.757	88	MARIN	28.015	24	AGAZZI	37.696	88	MARIN	31.144	6	88	MARIN	2:09.476	2:09.871	0.395
7	23	MONTERC	32.822	23	MONTERC	28.060	23	MONTERC	37.715	79	ALONSO	31.166	7	23	MONTERO	2:09.620	2:10.184	0.564
8	24	AGAZZI	33.070	79	ALONSO	28.273	88	MARIN	37.829	76	TORRES	31.258	8	24	AGAZZI	2:10.323	2:10.581	0.258
9	79	ALONSO	33.193	24	AGAZZI	28.291	79	ALONSO	37.876	24	AGAZZI	31.266	9	79	ALONSO	2:10.508	2:10.656	0.148
10	28	ANASTAS	33.271	35	ZAMUDIO	28.409	7	SIMO	38.218	21	BLAZQUE	31.338	10	7	SIMO	2:11.526	2:12.160	0.634
11	76	TORRES	33.344	7	SIMO	28.440	35	ZAMUDIO	38.441	35	ZAMUDIO	31.390	11	76	TORRES	2:11.581	2:12.060	0.479
12	35	ZAMUDIO	33.353	76	TORRES	28.533	76	TORRES	38.446	7	SIMO	31.437	12	35	ZAMUDIO	2:11.593	2:12.376	0.783
13	7	SIMO	33.431	48	EUGENIO	28.558	28	ANASTAS	38.743	28	ANASTAS	31.585	13	28	ANASTASI	2:12.323	2:12.887	0.564
14	20	MOHEDAN	33.900	42	JIMENEZ	28.634	20	MOHEDAN	38.786	48	EUGENIO	31.629	14	20	MOHEDANO	2:13.210	2:13.454	0.244
15	48	EUGENIO	34.115	28	ANASTAS	28.724	77	PERINAR	39.087	77	PERINAR	31.675	15	48	EUGENIO SANTOS DE	2:13.601	2:13.762	0.161
16	42	JIMENEZ	34.186	20	MOHEDAN	28.744	8	PEDERSE	39.090	20	MOHEDAN	31.780	16	42	JIMENEZ	2:14.002	2:14.310	0.308
17	34	GARCIA	34.435	34	GARCIA	29.017	42	JIMENEZ	39.165	42	JIMENEZ	32.017	17	77	PERINARD	2:14.816	2:15.641	0.825
18	2	RIVERA	34.448	2	RIVERA	29.169	48	EUGENIO	39.299	8	PEDERSE	32.081	18	8	PEDERSEN	2:14.901	2:15.484	0.583
19	8	PEDERSE	34.459	77	PERINAR	29.255	34	GARCIA	39.335	34	GARCIA	32.138	19	34	GARCIA	2:14.925	2:15.581	0.656
20	77	PERINAR	34.799	8	PEDERSE	29.271	2	RIVERA	39.345	2	RIVERA	32.438	20	2	RIVERA	2:15.400	2:15.731	0.331
21	92	AZNAR	35.296	19	MOHEDAN	29.416	19	MOHEDAN	40.064	19	MOHEDAN	32.633	21	19	MOHEDANO	2:17.449	2:17.618	0.169
22	19	MOHEDAN	35.336	92	AZNAR	29.552	92	AZNAR	40.221	92	AZNAR	32.668	22	92	AZNAR	2:17.737	2:17.784	0.047

# ESBK - Campeonato de España de Superbikes

## ESBK - SS300

### Carrera 1 - BEST SPEEDS

POS	NO	NAME	VMAX	KPH
1	79	ALONSO		187,6
2	26	OCETE		185,9
3	21	BLAZQUEZ		185,9
4	7	SIMO		185,0
5	1	SANCHEZ		184,1
6	61	HIDALGO		183,3
7	88	MARIN		183,3
8	24	AGAZZI		183,3
9	35	ZAMUDIO		183,3
10	76	TORRES		182,4
11	5	COVARRUBIAS		181,6
12	28	ANASTASI		180,0
13	48	EUGENIO SANTOS DE JESUS		177,5
14	8	PEDERSEN		177,5
15	23	MONTERO		176,7
16	2	RIVERA		176,7
17	92	AZNAR		176,7
18	34	GARCIA		176,0
19	19	MOHEDANO		176,0
20	20	MOHEDANO		174,4
21	42	JIMENEZ		174,4
22	77	PERINARD		174,4

# ESBK - Campeonato de España de Superbikes

## ESBK - SS300

### Carrera 1 - LAP ANALYSIS

DIFF = Difference To Personal Best Lap

P1 26 DANIEL OCETE				
LAP	LAP TIME	DIFF	KPH	TIME OF DAY
1 -	2:24.424	15.418	107,50	15:09:11.477
2 -	2:13.677	4.671	116,15	15:11:25.154
3 -	2:11.778	2.772	117,82	15:13:36.932
4 -	2:10.627	1.621	118,86	15:15:47.559
5 -	2:09.232 (2)	0.226	120,14	15:17:56.791
<b>6 -</b>	<b>2:09.006 (1)</b>		<b>120,35</b>	<b>15:20:05.797</b>
7 -	2:09.875	0.869	119,55	15:22:15.672
8 -	2:09.807	0.801	119,61	15:24:25.479
9 -	2:09.582	0.576	119,82	15:26:35.061
10 -	2:09.281 (3)	0.275	120,10	15:28:44.342
11 -	2:09.324	0.318	120,06	15:30:53.666
12 -	2:09.296	0.290	120,08	15:33:02.962
13 -	2:10.918	1.912	118,59	15:35:13.880

P2 61 URIEL HIDALGO				
LAP	LAP TIME	DIFF	KPH	TIME OF DAY
1 -	2:23.219	14.306	108,41	15:09:10.272
2 -	2:14.038	5.125	115,83	15:11:24.310
3 -	2:14.132	5.219	115,75	15:13:38.442
4 -	2:11.684	2.771	117,90	15:15:50.126
5 -	2:11.009	2.096	118,51	15:18:01.135
6 -	2:09.747	0.834	119,66	15:20:10.882
7 -	2:11.194	2.281	118,34	15:22:22.076
8 -	2:12.120	3.207	117,52	15:24:34.196
9 -	2:12.013	3.100	117,61	15:26:46.209
10 -	2:09.927	1.014	119,50	15:28:56.136
11 -	2:09.441 (3)	0.528	119,95	15:31:05.577
12 -	2:08.986 (2)	0.073	120,37	15:33:14.563
<b>13 -</b>	<b>2:08.913 (1)</b>		<b>120,44</b>	<b>15:35:23.476</b>

P3 1 GONZALO SANCHEZ				
LAP	LAP TIME	DIFF	KPH	TIME OF DAY
1 -	2:21.054	12.773	110,07	15:09:08.107
2 -	2:15.218	6.937	114,82	15:11:23.325
3 -	2:13.613	5.332	116,20	15:13:36.938
4 -	2:11.666	3.385	117,92	15:15:48.604
5 -	2:10.286	2.005	119,17	15:17:58.890
6 -	2:11.405	3.124	118,15	15:20:10.295
7 -	2:11.650	3.369	117,93	15:22:21.945
8 -	2:12.233	3.952	117,42	15:24:34.178
9 -	2:12.059	3.778	117,57	15:26:46.237
10 -	2:10.122	1.841	119,32	15:28:56.359
11 -	2:09.803 (3)	1.522	119,61	15:31:06.162
12 -	2:09.125 (2)	0.844	120,24	15:33:15.287
<b>13 -</b>	<b>2:08.281 (1)</b>		<b>121,03</b>	<b>15:35:23.568</b>

P4 21 ROBERTO BLAZQUEZ				
LAP	LAP TIME	DIFF	KPH	TIME OF DAY
1 -	2:21.941	12.709	109,38	15:09:08.994
2 -	2:14.676	5.444	115,29	15:11:23.670
3 -	2:14.392	5.160	115,53	15:13:38.062
4 -	2:12.644	3.412	117,05	15:15:50.706
5 -	2:14.277	5.045	115,63	15:18:04.983
6 -	2:13.233	4.001	116,53	15:20:18.216
7 -	2:11.325	2.093	118,23	15:22:29.541
8 -	2:10.527	1.295	118,95	15:24:40.068
9 -	2:10.159	0.927	119,29	15:26:50.227
10 -	2:10.311	1.079	119,15	15:29:00.538
11 -	2:10.116 (2)	0.884	119,33	15:31:10.654
12 -	2:10.127 (3)	0.895	119,32	15:33:20.781

DIFF = Difference To Personal Best Lap

P5 88 TOMAS MARIN				
LAP	LAP TIME	DIFF	KPH	TIME OF DAY
1 -	2:23.415	13.544	108,26	15:09:10.468
2 -	2:15.203	5.332	114,84	15:11:25.671
3 -	2:13.860	3.989	115,99	15:13:39.531
4 -	2:13.084	3.213	116,66	15:15:52.615
5 -	2:12.050	2.179	117,58	15:18:04.665
6 -	2:11.447	1.576	118,12	15:20:16.112
7 -	2:11.600	1.729	117,98	15:22:27.712
8 -	2:10.988	1.117	118,53	15:24:38.700
9 -	2:10.618	0.747	118,87	15:26:49.318
10 -	2:10.302 (3)	0.431	119,16	15:28:59.620
<b>11 -</b>	<b>2:09.871 (1)</b>		<b>119,55</b>	<b>15:31:09.491</b>
12 -	2:09.961 (2)	0.090	119,47	15:33:19.452
13 -	2:10.919	1.048	118,59	15:35:30.371

P6 24 MICHEL AGAZZI				
LAP	LAP TIME	DIFF	KPH	TIME OF DAY
1 -	2:22.419	11.838	109,02	15:09:09.472
2 -	2:15.624	5.043	114,48	15:11:25.096
3 -	2:14.252	3.671	115,65	15:13:39.348
4 -	2:12.612	2.031	117,08	15:15:51.960
5 -	2:13.116	2.535	116,64	15:18:05.076
6 -	2:12.281	1.700	117,37	15:20:17.357
7 -	2:12.301	1.720	117,35	15:22:29.658
<b>8 -</b>	<b>2:10.581 (1)</b>		<b>118,90</b>	<b>15:24:40.239</b>
9 -	2:10.722 (2)	0.141	118,77	15:26:50.961
10 -	2:10.923 (3)	0.342	118,59	15:29:01.884
11 -	2:11.373	0.792	118,18	15:31:13.257
12 -	2:12.334	1.753	117,33	15:33:25.591
13 -	2:11.061	0.480	118,47	15:35:36.652

P7 79 TOMAS ALONSO				
LAP	LAP TIME	DIFF	KPH	TIME OF DAY
1 -	2:22.478	11.822	108,97	15:09:09.531
2 -	2:14.626	3.970	115,33	15:11:24.157
3 -	2:14.680	4.024	115,28	15:13:38.837
4 -	2:12.804	2.148	116,91	15:15:51.641
5 -	2:12.590	1.934	117,10	15:18:04.231
6 -	2:12.074	1.418	117,56	15:20:16.305
7 -	2:12.170	1.514	117,47	15:22:28.475
8 -	2:11.333 (3)	0.677	118,22	15:24:39.808
9 -	2:10.904 (2)	0.248	118,61	15:26:50.712
<b>10 -</b>	<b>2:10.656 (1)</b>		<b>118,83</b>	<b>15:29:01.368</b>
11 -	2:11.688	1.032	117,90	15:31:13.056
12 -	2:12.349	1.693	117,31	15:33:25.405
13 -	2:11.375	0.719	118,18	15:35:36.780

P8 23 RUBEN MONTERO				
LAP	LAP TIME	DIFF	KPH	TIME OF DAY
1 -	2:23.714	13.530	108,03	15:09:10.767
2 -	2:15.016	4.832	114,99	15:11:25.783
3 -	2:14.089	3.905	115,79	15:13:39.872
4 -	2:12.474	2.290	117,20	15:15:52.346
5 -	2:12.748	2.564	116,96	15:18:05.094
6 -	2:12.541	2.357	117,14	15:20:17.635
7 -	2:12.413	2.229	117,26	15:22:30.048
8 -	2:11.430	1.246	118,13	15:24:41.478
9 -	2:10.628 (2)	0.444	118,86	15:26:52.106
<b>10 -</b>	<b>2:10.184 (1)</b>		<b>119,26</b>	<b>15:29:02.290</b>

# ESBK - Campeonato de España de Superbikes

## ESBK - SS300

### Carrera 1 - LAP ANALYSIS

DIFF = Difference To Personal Best Lap

11 -	2:10.961 (3)	0.777	118,56	15:31:13.251
12 -	2:12.566	2.382	117,12	15:33:25.817
13 -	2:11.566	1.382	118,01	15:35:37.383

P9 76 CARLOS DANIEL TORRES				
LAP	LAP TIME	DIFF	KPH	TIME OF DAY
1 -	2:24.071	12.011	107,77	15:09:11.124
2 -	2:14.599	2.539	115,35	15:11:25.723
3 -	2:14.061	2.001	115,81	15:13:39.784
4 -	2:12.851	0.791	116,87	15:15:52.635
5 -	2:13.158	1.098	116,60	15:18:05.793
6 -	2:12.669	0.609	117,03	15:20:18.462
7 -	2:12.592	0.532	117,10	15:22:31.054
8 -	2:12.178 (2)	0.118	117,46	15:24:43.232
9 -	2:13.946	1.886	115,91	15:26:57.178
10 -	2:12.724	0.664	116,98	15:29:09.902
11 -	2:12.249 (3)	0.189	117,40	15:31:22.151
12 -	2:12.285	0.225	117,37	15:33:34.436
13 -	<b>2:12.060 (1)</b>		<b>117,57</b>	<b>15:35:46.496</b>

P10 35 JOSE EMILIANO ZAMUDIO				
LAP	LAP TIME	DIFF	KPH	TIME OF DAY
1 -	2:22.854	10.478	108,68	15:09:09.907
2 -	2:14.495	2.119	115,44	15:11:24.402
3 -	2:13.653	1.277	116,17	15:13:38.055
4 -	2:12.527 (2)	0.151	117,15	15:15:50.582
5 -	2:13.542	1.166	116,26	15:18:04.124
6 -	2:12.549	0.173	117,14	15:20:16.673
7 -	2:12.764	0.388	116,95	15:22:29.437
8 -	2:13.452	1.076	116,34	15:24:42.889
9 -	2:13.999	1.623	115,87	15:26:56.888
10 -	2:12.941	0.565	116,79	15:29:09.829
11 -	2:12.744	0.368	116,96	15:31:22.573
12 -	2:12.543 (3)	0.167	117,14	15:33:35.116
13 -	<b>2:12.376 (1)</b>		<b>117,29</b>	<b>15:35:47.492</b>

P11 7 GUERAU SIMO				
LAP	LAP TIME	DIFF	KPH	TIME OF DAY
1 -	2:21.386	9.226	109,81	15:09:08.439
2 -	2:15.313	3.153	114,74	15:11:23.752
3 -	2:14.170	2.010	115,72	15:13:37.922
4 -	2:13.764	1.604	116,07	15:15:51.686
5 -	2:13.875	1.715	115,97	15:18:05.561
6 -	2:12.410	0.250	117,26	15:20:17.971
7 -	2:12.441	0.281	117,23	15:22:30.412
8 -	2:12.812	0.652	116,90	15:24:43.224
9 -	2:13.935	1.775	115,92	15:26:57.159
10 -	2:12.248 (2)	0.088	117,40	15:29:09.407
11 -	2:15.775	3.615	114,35	15:31:25.182
12 -	2:12.314 (3)	0.154	117,34	15:33:37.496
13 -	<b>2:12.160 (1)</b>		<b>117,48</b>	<b>15:35:49.656</b>

P12 48 MARTIM ALEXANDRE EUGENIO SANTO				
LAP	LAP TIME	DIFF	KPH	TIME OF DAY
1 -	2:24.643	10.881	107,34	15:09:11.696
2 -	2:15.719	1.957	114,40	15:11:27.415
3 -	<b>2:13.762 (1)</b>		<b>116,07</b>	<b>15:13:41.177</b>
4 -	2:15.193	1.431	114,84	15:15:56.370
5 -	2:16.804	3.042	113,49	15:18:13.174
6 -	2:16.494	2.732	113,75	15:20:29.668
7 -	2:15.545	1.783	114,55	15:22:45.213
8 -	2:15.873	2.111	114,27	15:25:01.086

DIFF = Difference To Personal Best Lap

9 -	2:14.987	1.225	115,02	15:27:16.073
10 -	2:14.897 (3)	1.135	115,10	15:29:30.970
11 -	2:16.616	2.854	113,65	15:31:47.586
12 -	2:16.388	2.626	113,84	15:34:03.974
13 -	2:14.241 (2)	0.479	115,66	15:36:18.215

P13 20 LUCAS MOHEDANO				
LAP	LAP TIME	DIFF	KPH	TIME OF DAY
1 -	2:30.111	16.657	103,43	15:09:17.164
2 -	2:17.527	4.073	112,90	15:11:34.691
3 -	2:17.015	3.561	113,32	15:13:51.706
4 -	2:17.274	3.820	113,10	15:16:08.980
5 -	2:16.255	2.801	113,95	15:18:25.235
6 -	2:15.342	1.888	114,72	15:20:40.577
7 -	2:14.662	1.208	115,30	15:22:55.239
8 -	2:14.436	0.982	115,49	15:25:09.675
9 -	2:14.464	1.010	115,47	15:27:24.139
10 -	2:14.304	0.850	115,60	15:29:38.443
11 -	2:13.751 (2)	0.297	116,08	15:31:52.194
12 -	<b>2:13.454 (1)</b>		<b>116,34</b>	<b>15:34:05.648</b>
13 -	2:14.301 (3)	0.847	115,61	15:36:19.949

P14 28 PIETRO ANASTASI				
LAP	LAP TIME	DIFF	KPH	TIME OF DAY
1 -	2:33.003	20.116	101,48	15:09:20.056
2 -	2:20.434	7.547	110,56	15:11:40.490
3 -	2:19.118	6.231	111,60	15:13:59.608
4 -	2:17.208	4.321	113,16	15:16:16.816
5 -	2:15.384	2.497	114,68	15:18:32.200
6 -	2:14.839	1.952	115,15	15:20:47.039
7 -	2:14.386	1.499	115,53	15:23:01.425
8 -	2:13.561	0.674	116,25	15:25:14.986
9 -	<b>2:12.887 (1)</b>		<b>116,84</b>	<b>15:27:27.873</b>
10 -	2:13.457	0.570	116,34	15:29:41.330
11 -	2:13.099 (2)	0.212	116,65	15:31:54.429
12 -	2:13.099 (2)	0.212	116,65	15:34:07.528
13 -	2:13.228	0.341	116,54	15:36:20.756

P15 42 ROSA JIMENEZ				
LAP	LAP TIME	DIFF	KPH	TIME OF DAY
1 -	2:24.263	9.953	107,62	15:09:11.316
2 -	2:18.190	3.880	112,35	15:11:29.506
3 -	2:15.460	1.150	114,62	15:13:44.966
4 -	2:15.287	0.977	114,76	15:16:00.253
5 -	<b>2:14.310 (1)</b>		<b>115,60</b>	<b>15:18:14.563</b>
6 -	2:15.518	1.208	114,57	15:20:30.081
7 -	2:15.194 (3)	0.884	114,84	15:22:45.275
8 -	2:15.649	1.339	114,46	15:25:00.924
9 -	2:15.145 (2)	0.835	114,88	15:27:16.069
10 -	2:15.453	1.143	114,62	15:29:31.522
11 -	2:16.015	1.705	114,15	15:31:47.537
12 -	2:17.096	2.786	113,25	15:34:04.633
13 -	2:16.133	1.823	114,05	15:36:20.766

P16 34 ERIK GARCIA				
LAP	LAP TIME	DIFF	KPH	TIME OF DAY
1 -	2:31.135	15.554	102,73	15:09:18.188
2 -	2:21.485	5.904	109,74	15:11:39.673
3 -	2:19.888	4.307	110,99	15:13:59.561
4 -	2:18.011	2.430	112,50	15:16:17.572
5 -	2:16.849	1.268	113,45	15:18:34.421
6 -	2:17.704	2.123	112,75	15:20:52.125

# ESBK - Campeonato de España de Superbikes

## ESBK - SS300

### Carrera 1 - LAP ANALYSIS

DIFF = Difference To Personal Best Lap

7 -	2:17.062	1.481	113,28	15:23:09.187
8 -	2:15.885 (3)	0.304	114,26	15:25:25.072
<b>9 -</b>	<b>2:15.581 (1)</b>		<b>114,52</b>	<b>15:27:40.653</b>
10 -	2:16.082	0.501	114,09	15:29:56.735
11 -	2:15.777 (2)	0.196	114,35	15:32:12.512
12 -	2:15.961	0.380	114,20	15:34:28.473
13 -	2:16.485	0.904	113,76	15:36:44.958

#### P17 2 NATALIA RIVERA

LAP	LAP TIME	DIFF	KPH	TIME OF DAY
1 -	2:32.100	16.369	102,08	15:09:19.153
2 -	2:20.815	5.084	110,26	15:11:39.968
3 -	2:20.301	4.570	110,66	15:14:00.269
4 -	2:18.128	2.397	112,40	15:16:18.397
5 -	2:16.323 (3)	0.592	113,89	15:18:34.720
6 -	2:17.256	1.525	113,12	15:20:51.976
7 -	2:17.203	1.472	113,16	15:23:09.179
8 -	2:17.555	1.824	112,87	15:25:26.734
9 -	2:16.525	0.794	113,72	15:27:43.259
10 -	2:16.158 (2)	0.427	114,03	15:29:59.417
<b>11 -</b>	<b>2:15.731 (1)</b>		<b>114,39</b>	<b>15:32:15.148</b>
12 -	2:17.474	1.743	112,94	15:34:32.622
13 -	2:16.795	1.064	113,50	15:36:49.417

#### P18 8 TOBIAS RICHARDT PEDERSEN

LAP	LAP TIME	DIFF	KPH	TIME OF DAY
1 -	2:33.055	17.571	101,44	15:09:20.108
2 -	2:22.550	7.066	108,92	15:11:42.658
3 -	2:21.549	6.065	109,69	15:14:04.207
4 -	2:20.964	5.480	110,14	15:16:25.171
5 -	2:18.296	2.812	112,27	15:18:43.467
6 -	2:17.462	1.978	112,95	15:21:00.929
7 -	2:16.725	1.241	113,56	15:23:17.654
8 -	2:15.660 (3)	0.176	114,45	15:25:33.314
9 -	2:15.676	0.192	114,44	15:27:48.990
10 -	2:15.951	0.467	114,20	15:30:04.941
11 -	2:15.865	0.381	114,28	15:32:20.806
<b>12 -</b>	<b>2:15.484 (1)</b>		<b>114,60</b>	<b>15:34:36.290</b>
13 -	2:15.586 (2)	0.102	114,51	15:36:51.876

#### P19 77 PIERRE-ANDRE PERINARD

LAP	LAP TIME	DIFF	KPH	TIME OF DAY
1 -	2:33.379	17.738	101,23	15:09:20.432
2 -	2:22.473	6.832	108,98	15:11:42.905
3 -	2:21.844	6.203	109,46	15:14:04.749
4 -	2:19.725	4.084	111,12	15:16:24.474
5 -	2:17.654	2.013	112,79	15:18:42.128
6 -	2:17.050	1.409	113,29	15:20:59.178
7 -	2:15.877	0.236	114,27	15:23:15.055
8 -	2:15.714 (3)	0.073	114,40	15:25:30.769
9 -	2:16.925	1.284	113,39	15:27:47.694
10 -	2:16.185	0.544	114,01	15:30:03.879
11 -	2:16.933	1.292	113,38	15:32:20.812
<b>12 -</b>	<b>2:15.641 (1)</b>		<b>114,46</b>	<b>15:34:36.453</b>
13 -	2:15.676 (2)	0.035	114,44	15:36:52.129

#### P20 92 JOEL AZNAR

LAP	LAP TIME	DIFF	KPH	TIME OF DAY
1 -	2:32.464	14.680	101,83	15:09:19.517
2 -	2:23.071	5.287	108,52	15:11:42.588
3 -	2:22.233	4.449	109,16	15:14:04.821
4 -	2:20.978	3.194	110,13	15:16:25.799

DIFF = Difference To Personal Best Lap

5 -	2:19.842	2.058	111,03	15:18:45.641
6 -	2:20.439	2.655	110,55	15:21:06.080
7 -	2:20.517	2.733	110,49	15:23:26.597
8 -	2:19.387	1.603	111,39	15:25:45.984
9 -	2:19.106 (3)	1.322	111,61	15:28:05.090
10 -	2:19.661	1.877	111,17	15:30:24.751
11 -	2:19.406	1.622	111,37	15:32:44.157
12 -	2:18.645 (2)	0.861	111,98	15:35:02.802
<b>13 -</b>	<b>2:17.784 (1)</b>		<b>112,68</b>	<b>15:37:20.586</b>

#### P21 19 LORENZO MOHEDANO

LAP	LAP TIME	DIFF	KPH	TIME OF DAY
1 -	2:34.582	16.964	100,44	15:09:21.635
2 -	2:23.108	5.490	108,49	15:11:44.743
3 -	2:21.301	3.683	109,88	15:14:06.044
4 -	2:20.700	3.082	110,35	15:16:26.744
5 -	2:19.254	1.636	111,49	15:18:45.998
6 -	2:20.386	2.768	110,60	15:21:06.384
7 -	2:21.138	3.520	110,01	15:23:27.522
8 -	2:18.879 (3)	1.261	111,80	15:25:46.401
9 -	2:19.079	1.461	111,64	15:28:05.480
10 -	2:19.554	1.936	111,26	15:30:25.034
11 -	2:19.209	1.591	111,53	15:32:44.243
12 -	2:18.828 (2)	1.210	111,84	15:35:03.071
<b>13 -</b>	<b>2:17.618 (1)</b>		<b>112,82</b>	<b>15:37:20.689</b>

#### P22 5 ADRIAN COVARRUBIAS

LAP	LAP TIME	DIFF	KPH	TIME OF DAY
1 -	2:20.843	11.560	110,24	15:09:07.896
2 -	2:15.463	6.180	114,62	15:11:23.359
3 -	2:13.142	3.859	116,61	15:13:36.501
4 -	2:11.755	2.472	117,84	15:15:48.256
5 -	2:10.324	1.041	119,13	15:17:58.580
6 -	2:11.753	2.470	117,84	15:20:10.333
7 -	2:11.617	2.334	117,96	15:22:21.950
8 -	2:12.609	3.326	117,08	15:24:34.559
9 -	2:11.940	2.657	117,68	15:26:46.499
10 -	2:10.121 (3)	0.838	119,32	15:28:56.620
11 -	2:09.747 (2)	0.464	119,66	15:31:06.367
<b>12 -</b>	<b>2:09.283 (1)</b>		<b>120,09</b>	<b>15:33:15.650</b>





# ESBK - Campeonato de España de Superbikes

## ESBK - SS300

### Carrera 1 - LAP CHART

19 2:06.809 2:17.618

# ESBK - Campeonato de España de Superbikes

## ESBK - SS300

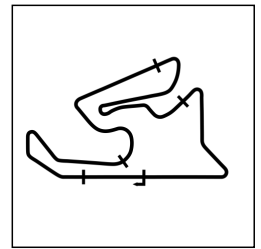
### Carrera 1 - POSITION CHART

No	Name	Lap Pos	1	2	3	4	5	6	7	8	9	10	11	12	13
			5	COVARRUBIAS	1	5	1	5	26	26	26	26	26	26	26
88	MARIN	2	1	5	26	5	5	1	1	1	61	61	61	61	61
1	SANCHEZ	3	7	21	1	1	1	5	5	61	1	1	1	1	1
21	BLAZQUEZ	4	21	7	7	61	61	61	61	5	5	5	5	5	21
7	SIMO	5	24	79	35	35	35	88	88	88	88	88	88	88	88
61	HIDALGO	6	79	61	21	21	79	79	79	79	21	21	21	21	24
24	AGAZZI	7	35	35	61	79	88	35	35	21	79	79	79	79	79
23	MONTERO	8	61	24	79	7	21	24	21	24	24	24	23	24	23
35	ZAMUDIO	9	88	26	24	24	24	23	24	23	23	23	24	23	76
42	JIMENEZ	10	23	88	88	23	23	7	23	35	35	7	76	76	35
26	OCETE	11	76	76	76	88	7	21	7	7	7	35	35	35	7
20	MOHEDANO	12	42	23	23	76	76	76	76	76	76	76	7	7	48
48	EUGENIO SANTOS	13	26	48	48	48	48	48	48	42	42	48	42	48	20
79	ALONSO	14	48	42	42	42	42	42	42	48	48	42	48	42	28
76	TORRES	15	20	20	20	20	20	20	20	20	20	20	20	20	42
2	RIVERA	16	34	34	34	28	28	28	28	28	28	28	28	28	34
34	GARCIA	17	2	2	28	34	34	2	2	34	34	34	34	34	2
92	AZNAR	18	92	28	2	2	2	34	34	2	2	2	2	2	8
77	PERINARD	19	28	92	8	77	77	77	77	77	77	77	8	8	77
8	PEDERSEN	20	8	8	77	8	8	8	8	8	8	8	77	77	92
19	MOHEDANO	21	77	77	92	92	92	92	92	92	92	92	92	92	19
28	ANASTASI	22	19	19	19	19	19	19	19	19	19	19	19	19	19

# ESBK - Campeonato de España de Superbikes

## ESBK - SS300

### Carrera 1 - SECTOR ANALYSIS



SECTOR 1 = FL to I1, SECTOR 2 = I1 to I2 SECTOR 3 = I2 to I3, SECTOR 4 = I3 to FL, DIFF = Difference To Personal Best Lap, P = Crossed Finish Line in Pit Lane

<b>P1 26 DANIEL OCETE</b>		<b>YAMAHA - I+ DENT JUNIOR RACING TEAM</b>							
IDEAL LAP TIME : 2:08.680		BEST LAP TIME : 2:09.006		DIFFERENCE : 0.326					
LAP	SECTOR 1	SECTOR 2	SECTOR 3	SECTOR 4	SPEED TRAP	LAP TIME	KPH	DIFF	TIME OF DAY
1 -		29.474	38.964	32.789	155,2	2:24.424	107,50	15.418	15:09:11.477
2 -	34.053	28.623	38.575	32.426	185,9	2:13.677	116,15	4.671	15:11:25.154
3 -	33.572	28.593	38.417	31.196	181,6	2:11.778	117,82	2.772	15:13:36.932
4 -	33.489	28.235	37.634	31.269	173,6	2:10.627	118,86	1.621	15:15:47.559
5 -	33.103	27.802	37.232	31.095	175,2	2:09.232 (2)	120,14	0.226	15:17:56.791
6 -	32.924	27.758	37.373	30.951	174,4	2:09.006 (1)	120,35		15:20:05.797
7 -	33.103	27.809	37.713	31.250	173,6	2:09.875	119,55	0.869	15:22:15.672
8 -	32.945	27.995	37.657	31.210	174,4	2:09.807	119,61	0.801	15:24:25.479
9 -	32.839	27.876	37.776	31.091	173,6	2:09.582	119,82	0.576	15:26:35.061
10 -	33.207	27.891	37.250	30.933	172,9	2:09.281 (3)	120,10	0.275	15:28:44.342
11 -	32.881	27.972	37.455	31.016	174,4	2:09.324	120,06	0.318	15:30:53.666
12 -	32.757	27.856	37.533	31.150	175,2	2:09.296	120,08	0.290	15:33:02.962
13 -	32.965	28.150	37.913	31.890	175,2	2:10.918	118,59	1.912	15:35:13.880

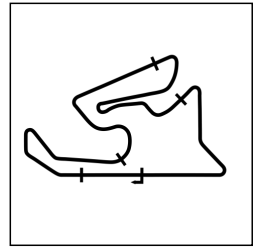
<b>P2 61 K URIEL HIDALGO</b>		<b>KAWASAKI - DEZA-BOX 77 RACING TEAM</b>							
IDEAL LAP TIME : 2:08.803		BEST LAP TIME : 2:08.913		DIFFERENCE : 0.110					
LAP	SECTOR 1	SECTOR 2	SECTOR 3	SECTOR 4	SPEED TRAP	LAP TIME	KPH	DIFF	TIME OF DAY
1 -		29.448	39.573	32.158	152,8	2:23.219	108,41	14.306	15:09:10.272
2 -	33.907	28.891	39.131	32.109	180,8	2:14.038	115,83	5.125	15:11:24.310
3 -	34.218	28.820	39.111	31.983	182,4	2:14.132	115,75	5.219	15:13:38.442
4 -	33.498	28.417	38.167	31.602	183,3	2:11.684	117,90	2.771	15:15:50.126
5 -	33.379	28.270	37.979	31.381	176,0	2:11.009	118,51	2.096	15:18:01.135
6 -	32.981	28.007	37.787	30.972	175,2	2:09.747	119,66	0.834	15:20:10.882
7 -	33.125	28.321	38.593	31.155	179,1	2:11.194	118,34	2.281	15:22:22.076
8 -	33.437	28.416	38.746	31.521	176,0	2:12.120	117,52	3.207	15:24:34.196
9 -	33.491	28.371	38.614	31.537	169,9	2:12.013	117,61	3.100	15:26:46.209
10 -	33.200	28.053	37.454	31.220	174,4	2:09.927	119,50	1.014	15:28:56.136
11 -	32.837	27.908	37.520	31.176	173,6	2:09.441 (3)	119,95	0.528	15:31:05.577
12 -	32.857	27.825	37.320	30.984	174,4	2:08.986 (2)	120,37	0.073	15:33:14.563
13 -	32.752	27.934	37.321	30.906	174,4	2:08.913 (1)	120,44		15:35:23.476

<b>P3 1 GONZALO SANCHEZ</b>		<b>YAMAHA - ARCO MOTOR UNIVERSITY TEAM</b>							
IDEAL LAP TIME : 2:08.226		BEST LAP TIME : 2:08.281		DIFFERENCE : 0.055					
LAP	SECTOR 1	SECTOR 2	SECTOR 3	SECTOR 4	SPEED TRAP	LAP TIME	KPH	DIFF	TIME OF DAY
1 -		29.280	39.528	32.131	154,0	2:21.054	110,07	12.773	15:09:08.107
2 -	33.903	29.001	39.846	32.468	181,6	2:15.218	114,82	6.937	15:11:23.325
3 -	34.092	28.795	38.971	31.755	176,7	2:13.613	116,20	5.332	15:13:36.938
4 -	33.393	28.698	38.193	31.382	177,5	2:11.666	117,92	3.385	15:15:48.604
5 -	33.013	28.175	37.943	31.155	181,6	2:10.286	119,17	2.005	15:17:58.890
6 -	32.879	28.392	38.373	31.761	184,1	2:11.405	118,15	3.124	15:20:10.295
7 -	33.400	28.274	38.322	31.654	178,3	2:11.650	117,93	3.369	15:22:21.945
8 -	33.297	28.471	38.761	31.704	176,7	2:12.233	117,42	3.952	15:24:34.178
9 -	33.418	28.391	38.577	31.673	173,6	2:12.059	117,57	3.778	15:26:46.237
10 -	33.062	28.136	37.824	31.100	176,7	2:10.122	119,32	1.841	15:28:56.359
11 -	33.062	27.929	37.617	31.195	172,1	2:09.803 (3)	119,61	1.522	15:31:06.162
12 -	32.614	27.949	37.544	31.018	181,6	2:09.125 (2)	120,24	0.844	15:33:15.287
13 -	32.258	27.984	37.289	30.750	180,8	2:08.281 (1)	121,03		15:35:23.568

# ESBK - Campeonato de España de Superbikes

## ESBK - SS300

### Carrera 1 - SECTOR ANALYSIS



SECTOR 1 = FL to I1, SECTOR 2 = I1 to I2 SECTOR 3 = I2 to I3, SECTOR 4 = I3 to FL, DIFF = Difference To Personal Best Lap, P = Crossed Finish Line in Pit Lane

P4		21 K		ROBERTO BLAZQUEZ		KAWASAKI - ADN-VG RACING			
IDEAL LAP TIME : 2:09.011		BEST LAP TIME : 2:09.232		DIFFERENCE : 0.221					
LAP	SECTOR 1	SECTOR 2	SECTOR 3	SECTOR 4	SPEED TRAP	LAP TIME	KPH	DIFF	TIME OF DAY
1 -		29.448	39.642	32.302	150,5	2:21.941	109,38	12.709	15:09:08.994
2 -	33.785	29.007	39.322	32.562	178,3	2:14.676	115,29	5.444	15:11:23.670
3 -	34.261	28.954	39.147	32.030	183,3	2:14.392	115,53	5.160	15:13:38.062
4 -	32.915	28.288	38.547	32.894	182,4	2:12.644	117,05	3.412	15:15:50.706
5 -	33.920	29.234	38.797	32.326	181,6	2:14.277	115,63	5.045	15:18:04.983
6 -	33.669	28.520	38.189	32.855	180,8	2:13.233	116,53	4.001	15:20:18.216
7 -	33.141	28.281	38.070	31.833	184,1	2:11.325	118,23	2.093	15:22:29.541
8 -	32.570	28.349	38.101	31.507	179,1	2:10.527	118,95	1.295	15:24:40.068
9 -	32.806	27.997	37.856	31.500	185,9	2:10.159	119,29	0.927	15:26:50.227
10 -	33.335	27.976	37.662	31.338	175,2	2:10.311	119,15	1.079	15:29:00.538
11 -	33.001	27.903	37.529	31.683	176,7	2:10.116 (2)	119,33	0.884	15:31:10.654
12 -	32.920	28.101	37.660	31.446	176,7	2:10.127 (3)	119,32	0.895	15:33:20.781
13 -	32.724	27.871	37.232	31.405	176,0	2:09.232 (1)	120,14		15:35:30.013

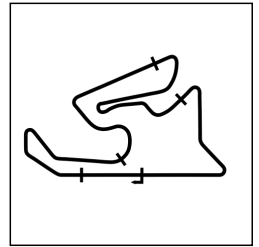
P5		88		TOMAS MARIN		- DEZA-BOX 77 RACING TEAM			
IDEAL LAP TIME : 2:09.476		BEST LAP TIME : 2:09.871		DIFFERENCE : 0.395					
LAP	SECTOR 1	SECTOR 2	SECTOR 3	SECTOR 4	SPEED TRAP	LAP TIME	KPH	DIFF	TIME OF DAY
1 -		29.972	40.932	32.619	148,3	2:23.415	108,26	13.544	15:09:10.468
2 -	34.104	29.518	39.316	32.265	183,3	2:15.203	114,84	5.332	15:11:25.671
3 -	33.898	29.215	38.679	32.068	178,3	2:13.860	115,99	3.989	15:13:39.531
4 -	33.745	29.219	38.560	31.560	174,4	2:13.084	116,66	3.213	15:15:52.615
5 -	33.213	28.360	38.691	31.786	180,8	2:12.050	117,58	2.179	15:18:04.665
6 -	33.135	28.404	38.158	31.750	178,3	2:11.447	118,12	1.576	15:20:16.112
7 -	33.500	28.240	38.228	31.632	172,9	2:11.600	117,98	1.729	15:22:27.712
8 -	33.123	28.015	38.279	31.571	173,6	2:10.988	118,53	1.117	15:24:38.700
9 -	33.076	28.125	38.061	31.356	176,0	2:10.618	118,87	0.747	15:26:49.318
10 -	32.939	28.192	37.976	31.195	173,6	2:10.302 (3)	119,16	0.431	15:28:59.620
11 -	32.488	28.055	38.092	31.236	174,4	2:09.871 (1)	119,55		15:31:09.491
12 -	32.558	28.113	37.829	31.461	177,5	2:09.961 (2)	119,47	0.090	15:33:19.452
13 -	33.090	28.090	38.595	31.144	175,2	2:10.919	118,59	1.048	15:35:30.371

P6		24		MICHEL AGAZZI		YAMAHA - YAMAHA MS RACING			
IDEAL LAP TIME : 2:10.323		BEST LAP TIME : 2:10.581		DIFFERENCE : 0.258					
LAP	SECTOR 1	SECTOR 2	SECTOR 3	SECTOR 4	SPEED TRAP	LAP TIME	KPH	DIFF	TIME OF DAY
1 -		29.528	39.572	32.467	154,0	2:22.419	109,02	11.838	15:09:09.472
2 -	34.374	29.669	39.027	32.554	176,0	2:15.624	114,48	5.043	15:11:25.096
3 -	34.227	29.006	38.826	32.193	177,5	2:14.252	115,65	3.671	15:13:39.348
4 -	33.769	29.208	38.229	31.406	183,3	2:12.612	117,08	2.031	15:15:51.960
5 -	33.713	29.357	38.530	31.516	182,4	2:13.116	116,64	2.535	15:18:05.076
6 -	33.444	28.845	38.209	31.783	181,6	2:12.281	117,37	1.700	15:20:17.357
7 -	33.730	28.865	38.199	31.507	181,6	2:12.301	117,35	1.720	15:22:29.658
8 -	33.253	28.291	37.771	31.266	180,8	2:10.581 (1)	118,90		15:24:40.239
9 -	33.070	28.461	37.816	31.375	180,8	2:10.722 (2)	118,77	0.141	15:26:50.961
10 -	33.222	28.707	37.696	31.298	182,4	2:10.923 (3)	118,59	0.342	15:29:01.884
11 -	33.086	28.785	37.976	31.526	183,3	2:11.373	118,18	0.792	15:31:13.257
12 -	33.358	28.810	38.357	31.809	180,8	2:12.334	117,33	1.753	15:33:25.591
13 -	33.368	28.374	37.861	31.458	180,8	2:11.061	118,47	0.480	15:35:36.652

# ESBK - Campeonato de España de Superbikes

## ESBK - SS300

### Carrera 1 - SECTOR ANALYSIS



SECTOR 1 = FL to I1, SECTOR 2 = I1 to I2 SECTOR 3 = I2 to I3, SECTOR 4 = I3 to FL, DIFF = Difference To Personal Best Lap, P = Crossed Finish Line in Pit Lane

<b>P7 79 K</b>		<b>TOMAS ALONSO</b>			<b>KAWASAKI - PONS MOTOSPORT ITALIKA RACING</b>				
IDEAL LAP TIME : 2:10.508		BEST LAP TIME : 2:10.656			DIFFERENCE : 0.148				
LAP	SECTOR 1	SECTOR 2	SECTOR 3	SECTOR 4	SPEED TRAP	LAP TIME	KPH	DIFF	TIME OF DAY
1 -		29.393	39.681	32.198	163,6	2:22.478	108,97	11.822	15:09:09.531
2 -	34.126	29.250	39.266	31.984	184,1	2:14.626	115,33	3.970	15:11:24.157
3 -	34.338	29.349	39.205	31.788	187,6	2:14.680	115,28	4.024	15:13:38.837
4 -	34.023	28.858	38.455	31.468	187,6	2:12.804	116,91	2.148	15:15:51.641
5 -	33.524	28.652	38.679	31.735	181,6	2:12.590	117,10	1.934	15:18:04.231
6 -	33.466	28.594	38.487	31.527	180,0	2:12.074	117,56	1.418	15:20:16.305
7 -	33.614	28.618	38.405	31.533	178,3	2:12.170	117,47	1.514	15:22:28.475
8 -	33.323	28.627	37.942	31.441	179,1	2:11.333 (3)	118,22	0.677	15:24:39.808
9 -	33.193	28.273	38.146	31.292	180,0	2:10.904 (2)	118,61	0.248	15:26:50.712
10 -	33.268	28.346	37.876	31.166	181,6	2:10.656 (1)	118,83		15:29:01.368
11 -	33.251	28.690	38.196	31.551	180,0	2:11.688	117,90	1.032	15:31:13.056
12 -	33.384	28.962	38.358	31.645	179,1	2:12.349	117,31	1.693	15:33:25.405
13 -	33.714	28.517	37.941	31.203	177,5	2:11.375	118,18	0.719	15:35:36.780

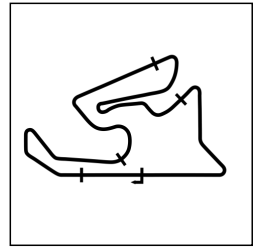
<b>P8 23</b>		<b>RUBEN MONTERO</b>			<b>YAMAHA -</b>				
IDEAL LAP TIME : 2:09.620		BEST LAP TIME : 2:10.184			DIFFERENCE : 0.564				
LAP	SECTOR 1	SECTOR 2	SECTOR 3	SECTOR 4	SPEED TRAP	LAP TIME	KPH	DIFF	TIME OF DAY
1 -		29.672	39.752	32.679	147,2	2:23.714	108,03	13.530	15:09:10.767
2 -	34.159	29.134	39.447	32.276	176,0	2:15.016	114,99	4.832	15:11:25.783
3 -	34.266	29.054	38.551	32.218	176,0	2:14.089	115,79	3.905	15:13:39.872
4 -	33.619	28.818	38.434	31.603	175,2	2:12.474	117,20	2.290	15:15:52.346
5 -	33.443	28.706	38.590	32.009	176,0	2:12.748	116,96	2.564	15:18:05.094
6 -	33.794	28.736	38.093	31.918	176,7	2:12.541	117,14	2.357	15:20:17.635
7 -	33.522	28.134	39.152	31.605	175,2	2:12.413	117,26	2.229	15:22:30.048
8 -	33.697	28.304	37.905	31.524	176,0	2:11.430	118,13	1.246	15:24:41.478
9 -	33.253	28.238	37.797	31.340	172,9	2:10.628 (2)	118,86	0.444	15:26:52.106
10 -	33.386	28.060	37.715	31.023	171,4	2:10.184 (1)	119,26		15:29:02.290
11 -	32.822	28.364	38.061	31.714	174,4	2:10.961 (3)	118,56	0.777	15:31:13.251
12 -	33.556	29.310	38.063	31.637	174,4	2:12.566	117,12	2.382	15:33:25.817
13 -	33.310	28.598	38.159	31.499	173,6	2:11.566	118,01	1.382	15:35:37.383

<b>P9 76 K</b>		<b>CARLOS DANIEL TORRES</b>			<b>KAWASAKI - PONS MOTOSPORT ITALIKA RACING</b>				
IDEAL LAP TIME : 2:11.581		BEST LAP TIME : 2:12.060			DIFFERENCE : 0.479				
LAP	SECTOR 1	SECTOR 2	SECTOR 3	SECTOR 4	SPEED TRAP	LAP TIME	KPH	DIFF	TIME OF DAY
1 -		29.328	39.688	32.687	147,7	2:24.071	107,77	12.011	15:09:11.124
2 -	34.654	28.674	39.347	31.924	175,2	2:14.599	115,35	2.539	15:11:25.723
3 -	34.211	29.555	38.718	31.577	176,7	2:14.061	115,81	2.001	15:13:39.784
4 -	33.751	29.035	38.782	31.283	182,4	2:12.851	116,87	0.791	15:15:52.635
5 -	33.751	28.874	39.197	31.336	174,4	2:13.158	116,60	1.098	15:18:05.793
6 -	33.905	28.744	38.446	31.574	176,0	2:12.669	117,03	0.609	15:20:18.462
7 -	33.726	28.782	38.636	31.448	180,8	2:12.592	117,10	0.532	15:22:31.054
8 -	33.525	28.811	38.542	31.300	181,6	2:12.178 (2)	117,46	0.118	15:24:43.232
9 -	33.986	28.994	38.874	32.092	180,0	2:13.946	115,91	1.886	15:26:57.178
10 -	34.166	28.533	38.767	31.258	176,0	2:12.724	116,98	0.664	15:29:09.902
11 -	33.344	28.625	38.449	31.831	177,5	2:12.249 (3)	117,40	0.189	15:31:22.151
12 -	33.847	28.668	38.481	31.289	176,7	2:12.285	117,37	0.225	15:33:34.436
13 -	33.550	28.639	38.526	31.345	176,0	2:12.060 (1)	117,57		15:35:46.496

# ESBK - Campeonato de España de Superbikes

## ESBK - SS300

### Carrera 1 - SECTOR ANALYSIS



SECTOR 1 = FL to I1, SECTOR 2 = I1 to I2 SECTOR 3 = I2 to I3, SECTOR 4 = I3 to FL, DIFF = Difference To Personal Best Lap, P = Crossed Finish Line in Pit Lane

<b>P10 35 K</b>		<b>JOSE EMILIANO ZAMUDIO</b>			<b>KAWASAKI - PONS MOTOSPORT ITALIKA RACING</b>				
IDEAL LAP TIME : 2:11.593		BEST LAP TIME : 2:12.376			DIFFERENCE : 0.783				
LAP	SECTOR 1	SECTOR 2	SECTOR 3	SECTOR 4	SPEED TRAP	LAP TIME	KPH	DIFF	TIME OF DAY
1 -		29.323	39.577	32.312	157,1	2:22.854	108,68	10.478	15:09:09.907
2 -	34.289	29.291	39.185	31.730	183,3	2:14.495	115,44	2.119	15:11:24.402
3 -	34.324	28.700	38.874	31.755	178,3	2:13.653	116,17	1.277	15:13:38.055
4 -	33.353	28.684	38.666	31.824	176,7	2:12.527 (2)	117,15	0.151	15:15:50.582
5 -	34.423	28.538	38.767	31.814	175,2	2:13.542	116,26	1.166	15:18:04.124
6 -	33.919	28.573	38.539	31.518	175,2	2:12.549	117,14	0.173	15:20:16.673
7 -	33.783	28.601	38.529	31.851	171,4	2:12.764	116,95	0.388	15:22:29.437
8 -	34.344	28.625	38.760	31.723	167,7	2:13.452	116,34	1.076	15:24:42.889
9 -	34.206	28.988	38.835	31.970	178,3	2:13.999	115,87	1.623	15:26:56.888
10 -	34.211	28.409	38.931	31.390	175,2	2:12.941	116,79	0.565	15:29:09.829
11 -	34.162	28.412	38.441	31.729	167,0	2:12.744	116,96	0.368	15:31:22.573
12 -	33.805	28.667	38.564	31.507	181,6	2:12.543 (3)	117,14	0.167	15:33:35.116
13 -	33.769	28.566	38.532	31.509	179,1	2:12.376 (1)	117,29		15:35:47.492

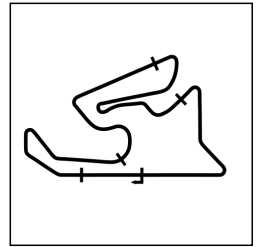
<b>P11 7</b>		<b>GUERAU SIMO</b>			<b>- I+DENT RACING TEAM</b>				
IDEAL LAP TIME : 2:11.526		BEST LAP TIME : 2:12.160			DIFFERENCE : 0.634				
LAP	SECTOR 1	SECTOR 2	SECTOR 3	SECTOR 4	SPEED TRAP	LAP TIME	KPH	DIFF	TIME OF DAY
1 -		29.168	39.711	32.111	157,1	2:21.386	109,81	9.226	15:09:08.439
2 -	34.226	28.902	39.935	32.250	180,8	2:15.313	114,74	3.153	15:11:23.752
3 -	34.065	28.843	39.060	32.202	181,6	2:14.170	115,72	2.010	15:13:37.922
4 -	34.376	28.767	38.740	31.881	178,3	2:13.764	116,07	1.604	15:15:51.686
5 -	33.717	29.664	38.760	31.734	181,6	2:13.875	115,97	1.715	15:18:05.561
6 -	33.715	28.627	38.361	31.707	185,0	2:12.410	117,26	0.250	15:20:17.971
7 -	33.876	28.613	38.515	31.437	181,6	2:12.441	117,23	0.281	15:22:30.412
8 -	33.898	28.440	38.598	31.876	184,1	2:12.812	116,90	0.652	15:24:43.224
9 -	34.302	29.074	38.748	31.811	176,7	2:13.935	115,92	1.775	15:26:57.159
10 -	33.706	28.535	38.377	31.630	179,1	2:12.248 (2)	117,40	0.088	15:29:09.407
11 -	33.566	28.758	41.722	31.729	175,2	2:15.775	114,35	3.615	15:31:25.182
12 -	33.690	28.712	38.394	31.518	174,4	2:12.314 (3)	117,34	0.154	15:33:37.496
13 -	33.431	29.058	38.218	31.453	176,7	2:12.160 (1)	117,48		15:35:49.656

<b>P12 48 K</b>		<b>MARTIM ALEXANDRE EUGENIO SANTOS D</b>			<b>KAWASAKI - TEAM MOTOCLUBE LOULÉ</b>				
IDEAL LAP TIME : 2:13.601		BEST LAP TIME : 2:13.762			DIFFERENCE : 0.161				
LAP	SECTOR 1	SECTOR 2	SECTOR 3	SECTOR 4	SPEED TRAP	LAP TIME	KPH	DIFF	TIME OF DAY
1 -		29.264	40.096	32.268	157,7	2:24.643	107,34	10.881	15:09:11.696
2 -	34.975	28.740	39.974	32.030	177,5	2:15.719	114,40	1.957	15:11:27.415
3 -	34.276	28.558	39.299	31.629	174,4	2:13.762 (1)	116,07		15:13:41.177
4 -	34.115	28.982	39.699	32.397	176,0	2:15.193	114,84	1.431	15:15:56.370
5 -	34.965	29.570	39.733	32.536	172,1	2:16.804	113,49	3.042	15:18:13.174
6 -	35.406	29.241	39.944	31.903	170,6	2:16.494	113,75	2.732	15:20:29.668
7 -	34.631	29.329	39.464	32.121	170,6	2:15.545	114,55	1.783	15:22:45.213
8 -	35.497	28.720	39.702	31.954	169,2	2:15.873	114,27	2.111	15:25:01.086
9 -	34.675	28.842	39.718	31.752	164,3	2:14.987	115,02	1.225	15:27:16.073
10 -	34.352	28.986	39.742	31.817	171,4	2:14.897 (3)	115,10	1.135	15:29:30.970
11 -	35.504	29.012	39.710	32.390	170,6	2:16.616	113,65	2.854	15:31:47.586
12 -	35.577	29.290	39.729	31.792	167,7	2:16.388	113,84	2.626	15:34:03.974
13 -	34.545	28.720	39.338	31.638	170,6	2:14.241 (2)	115,66	0.479	15:36:18.215

# ESBK - Campeonato de España de Superbikes

## ESBK - SS300

### Carrera 1 - SECTOR ANALYSIS



SECTOR 1 = FL to I1, SECTOR 2 = I1 to I2 SECTOR 3 = I2 to I3, SECTOR 4 = I3 to FL, DIFF = Difference To Personal Best Lap, P = Crossed Finish Line in Pit Lane

<b>P13 20 K</b>		<b>LUCAS MOHEDANO</b>				<b>KAWASAKI -</b>			
IDEAL LAP TIME : 2:13.210		BEST LAP TIME : 2:13.454		DIFFERENCE : 0.244					
LAP	SECTOR 1	SECTOR 2	SECTOR 3	SECTOR 4	SPEED TRAP	LAP TIME	KPH	DIFF	TIME OF DAY
1 -		31.004	41.129	33.146	146,6	2:30.111	103,43	16.657	15:09:17.164
2 -	35.098	29.657	39.953	32.819	173,6	2:17.527	112,90	4.073	15:11:34.691
3 -	35.283	29.521	39.724	32.487	172,9	2:17.015	113,32	3.561	15:13:51.706
4 -	34.908	29.895	39.667	32.804	172,1	2:17.274	113,10	3.820	15:16:08.980
5 -	34.745	29.489	39.578	32.443	172,9	2:16.255	113,95	2.801	15:18:25.235
6 -	34.588	29.253	39.313	32.188	169,9	2:15.342	114,72	1.888	15:20:40.577
7 -	34.349	29.142	39.066	32.105	171,4	2:14.662	115,30	1.208	15:22:55.239
8 -	34.285	28.987	38.989	32.175	171,4	2:14.436	115,49	0.982	15:25:09.675
9 -	34.360	29.140	38.972	31.992	171,4	2:14.464	115,47	1.010	15:27:24.139
10 -	34.161	28.968	39.201	31.974	171,4	2:14.304	115,60	0.850	15:29:38.443
11 -	34.149	28.787	38.812	32.003	171,4	2:13.751 (2)	116,08	0.297	15:31:52.194
12 -	33.995	28.744	38.786	31.929	172,9	2:13.454 (1)	116,34		15:34:05.648
13 -	33.900	29.277	39.344	31.780	174,4	2:14.301 (3)	115,61	0.847	15:36:19.949

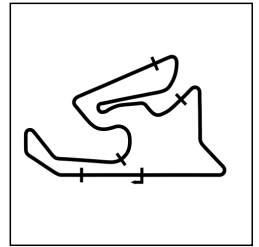
<b>P14 28</b>		<b>PIETRO ANASTASI</b>				<b>- ARCO MOTOR UNIVERSITY TEAM</b>			
IDEAL LAP TIME : 2:12.323		BEST LAP TIME : 2:12.887		DIFFERENCE : 0.564					
LAP	SECTOR 1	SECTOR 2	SECTOR 3	SECTOR 4	SPEED TRAP	LAP TIME	KPH	DIFF	TIME OF DAY
1 -		31.350	42.212	33.938	143,4	2:33.003	101,48	20.116	15:09:20.056
2 -	36.132	30.158	40.557	33.587	180,0	2:20.434	110,56	7.547	15:11:40.490
3 -	35.207	30.157	40.490	33.264	178,3	2:19.118	111,60	6.231	15:13:59.608
4 -	35.161	29.780	39.889	32.378	169,9	2:17.208	113,16	4.321	15:16:16.816
5 -	34.413	29.520	39.226	32.225	174,4	2:15.384	114,68	2.497	15:18:32.200
6 -	34.204	29.227	39.445	31.963	174,4	2:14.839	115,15	1.952	15:20:47.039
7 -	34.200	29.065	39.023	32.098	174,4	2:14.386	115,53	1.499	15:23:01.425
8 -	33.955	29.163	38.849	31.594	174,4	2:13.561	116,25	0.674	15:25:14.986
9 -	33.444	28.724	38.911	31.808	176,7	2:12.887 (1)	116,84		15:27:27.873
10 -	33.932	29.008	38.743	31.774	175,2	2:13.457	116,34	0.570	15:29:41.330
11 -	33.634	28.860	39.020	31.585	175,2	2:13.099 (2)	116,65	0.212	15:31:54.429
12 -	33.381	29.004	39.068	31.646	176,0	2:13.099 (2)	116,65	0.212	15:34:07.528
13 -	33.271	28.920	39.148	31.889	176,7	2:13.228	116,54	0.341	15:36:20.756

<b>P15 42 K</b>		<b>ROSA JIMENEZ</b>				<b>KAWASAKI - ADN VG RACING</b>			
IDEAL LAP TIME : 2:14.002		BEST LAP TIME : 2:14.310		DIFFERENCE : 0.308					
LAP	SECTOR 1	SECTOR 2	SECTOR 3	SECTOR 4	SPEED TRAP	LAP TIME	KPH	DIFF	TIME OF DAY
1 -		29.149	39.447	32.781	155,9	2:24.263	107,62	9.953	15:09:11.316
2 -	34.889	28.914	41.722	32.665	174,4	2:18.190	112,35	3.880	15:11:29.506
3 -	34.924	28.859	39.327	32.350	172,9	2:15.460	114,62	1.150	15:13:44.966
4 -	34.464	29.002	39.554	32.267	171,4	2:15.287	114,76	0.977	15:16:00.253
5 -	34.333	28.634	39.165	32.178	172,1	2:14.310 (1)	115,60		15:18:14.563
6 -	34.186	29.316	39.789	32.227	172,9	2:15.518	114,57	1.208	15:20:30.081
7 -	34.464	29.317	39.317	32.096	172,1	2:15.194 (3)	114,84	0.884	15:22:45.275
8 -	34.500	29.346	39.632	32.171	169,9	2:15.649	114,46	1.339	15:25:00.924
9 -	34.461	28.963	39.492	32.229	170,6	2:15.145 (2)	114,88	0.835	15:27:16.069
10 -	34.600	28.960	39.707	32.186	168,5	2:15.453	114,62	1.143	15:29:31.522
11 -	34.189	29.386	39.874	32.566	172,9	2:16.015	114,15	1.705	15:31:47.537
12 -	35.344	29.438	40.128	32.186	172,1	2:17.096	113,25	2.786	15:34:04.633
13 -	34.618	29.441	40.057	32.017	172,9	2:16.133	114,05	1.823	15:36:20.766

# ESBK - Campeonato de España de Superbikes

## ESBK - SS300

### Carrera 1 - SECTOR ANALYSIS



SECTOR 1 = FL to I1, SECTOR 2 = I1 to I2 SECTOR 3 = I2 to I3, SECTOR 4 = I3 to FL, DIFF = Difference To Personal Best Lap, P = Crossed Finish Line in Pit Lane

<b>P16</b>		<b>34 K</b>		<b>ERIK GARCIA</b>		<b>KAWASAKI -</b>			
IDEAL LAP TIME : 2:14.925		BEST LAP TIME : 2:15.581		DIFFERENCE : 0.656					
LAP	SECTOR 1	SECTOR 2	SECTOR 3	SECTOR 4	SPEED TRAP	LAP TIME	KPH	DIFF	TIME OF DAY
1 -		31.226	42.358	33.578	144,5	2:31.135	102,73	15.554	15:09:18.188
2 -	35.851	30.510	41.482	33.642	172,9	2:21.485	109,74	5.904	15:11:39.673
3 -	35.738	30.200	40.644	33.306	171,4	2:19.888	110,99	4.307	15:13:59.561
4 -	35.395	29.832	40.126	32.658	172,9	2:18.011	112,50	2.430	15:16:17.572
5 -	34.777	29.429	39.993	32.650	175,2	2:16.849	113,45	1.268	15:18:34.421
6 -	35.092	29.606	40.275	32.731	169,9	2:17.704	112,75	2.123	15:20:52.125
7 -	34.838	29.522	40.127	32.575	176,0	2:17.062	113,28	1.481	15:23:09.187
8 -	34.487	29.407	39.698	32.293	171,4	2:15.885 (3)	114,26	0.304	15:25:25.072
9 -	34.435	29.385	39.623	32.138	170,6	2:15.581 (1)	114,52		15:27:40.653
10 -	34.524	29.017	39.335	33.206	169,9	2:16.082	114,09	0.501	15:29:56.735
11 -	34.676	29.284	39.464	32.353	169,2	2:15.777 (2)	114,35	0.196	15:32:12.512
12 -	34.505	29.642	39.448	32.366	168,5	2:15.961	114,20	0.380	15:34:28.473
13 -	34.634	29.560	39.854	32.437	169,2	2:16.485	113,76	0.904	15:36:44.958

<b>P17</b>		<b>2</b>		<b>NATALIA RIVERA</b>		<b>YAMAHA - ARCO SASH MOTOR UNIVERSITY TEA</b>			
IDEAL LAP TIME : 2:15.400		BEST LAP TIME : 2:15.731		DIFFERENCE : 0.331					
LAP	SECTOR 1	SECTOR 2	SECTOR 3	SECTOR 4	SPEED TRAP	LAP TIME	KPH	DIFF	TIME OF DAY
1 -		30.956	42.828	33.857	151,7	2:32.100	102,08	16.369	15:09:19.153
2 -	35.993	30.294	40.995	33.533	172,1	2:20.815	110,26	5.084	15:11:39.968
3 -	36.010	30.026	41.070	33.195	169,9	2:20.301	110,66	4.570	15:14:00.269
4 -	35.395	29.676	40.296	32.761	174,4	2:18.128	112,40	2.397	15:16:18.397
5 -	34.734	29.240	39.731	32.618	176,7	2:16.323 (3)	113,89	0.592	15:18:34.720
6 -	35.123	29.286	40.095	32.752	170,6	2:17.256	113,12	1.525	15:20:51.976
7 -	35.363	29.169	39.934	32.737	172,1	2:17.203	113,16	1.472	15:23:09.179
8 -	35.184	29.633	39.869	32.869	168,5	2:17.555	112,87	1.824	15:25:26.734
9 -	34.804	29.451	39.556	32.714	173,6	2:16.525	113,72	0.794	15:27:43.259
10 -	34.448	29.391	39.640	32.679	171,4	2:16.158 (2)	114,03	0.427	15:29:59.417
11 -	34.639	29.309	39.345	32.438	171,4	2:15.731 (1)	114,39		15:32:15.148
12 -	34.847	29.898	39.851	32.878	172,1	2:17.474	112,94	1.743	15:34:32.622
13 -	34.695	29.488	39.759	32.853	170,6	2:16.795	113,50	1.064	15:36:49.417

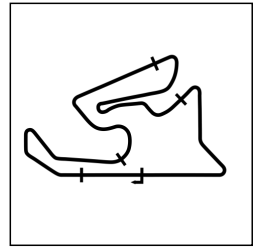
<b>P18</b>		<b>8 K</b>		<b>TOBIAS RICHARDT PEDERSEN</b>		<b>KAWASAKI -</b>			
IDEAL LAP TIME : 2:14.901		BEST LAP TIME : 2:15.484		DIFFERENCE : 0.583					
LAP	SECTOR 1	SECTOR 2	SECTOR 3	SECTOR 4	SPEED TRAP	LAP TIME	KPH	DIFF	TIME OF DAY
1 -		31.229	42.603	33.989	154,0	2:33.055	101,44	17.571	15:09:20.108
2 -	36.854	30.751	41.355	33.590	174,4	2:22.550	108,92	7.066	15:11:42.658
3 -	36.971	30.278	40.798	33.502	170,6	2:21.549	109,69	6.065	15:14:04.207
4 -	36.157	30.639	40.832	33.336	173,6	2:20.964	110,14	5.480	15:16:25.171
5 -	35.904	29.698	40.125	32.569	177,5	2:18.296	112,27	2.812	15:18:43.467
6 -	35.428	29.760	39.891	32.383	176,0	2:17.462	112,95	1.978	15:21:00.929
7 -	34.985	29.759	39.570	32.411	175,2	2:16.725	113,56	1.241	15:23:17.654
8 -	34.777	29.655	39.147	32.081	175,2	2:15.660 (3)	114,45	0.176	15:25:33.314
9 -	34.618	29.492	39.372	32.194	175,2	2:15.676	114,44	0.192	15:27:48.990
10 -	34.642	29.424	39.534	32.351	174,4	2:15.951	114,20	0.467	15:30:04.941
11 -	34.459	29.271	39.758	32.377	176,7	2:15.865	114,28	0.381	15:32:20.806
12 -	34.830	29.399	39.090	32.165	174,4	2:15.484 (1)	114,60		15:34:36.290
13 -	34.603	29.396	39.313	32.274	176,0	2:15.586 (2)	114,51	0.102	15:36:51.876



# ESBK - Campeonato de España de Superbikes

## ESBK - SS300

### Carrera 1 - SECTOR ANALYSIS



SECTOR 1 = FL to I1, SECTOR 2 = I1 to I2 SECTOR 3 = I2 to I3, SECTOR 4 = I3 to FL, DIFF = Difference To Personal Best Lap, P = Crossed Finish Line in Pit Lane

<b>P19 77 K</b>		<b>PIERRE-ANDRE PERINARD</b>			<b>KAWASAKI -</b>				
IDEAL LAP TIME : 2:14.816		BEST LAP TIME : 2:15.641			DIFFERENCE : 0.825				
LAP	SECTOR 1	SECTOR 2	SECTOR 3	SECTOR 4	SPEED TRAP	LAP TIME	KPH	DIFF	TIME OF DAY
1 -		31.928	41.921	33.868	144,0	2:33.379	101,23	17.738	15:09:20.432
2 -	36.783	31.434	41.099	33.157	171,4	2:22.473	108,98	6.832	15:11:42.905
3 -	36.959	30.802	40.969	33.114	172,9	2:21.844	109,46	6.203	15:14:04.749
4 -	36.039	30.184	40.923	32.579	167,0	2:19.725	111,12	4.084	15:16:24.474
5 -	35.970	29.718	39.863	32.103	170,6	2:17.654	112,79	2.013	15:18:42.128
6 -	35.644	29.702	39.668	32.036	171,4	2:17.050	113,29	1.409	15:20:59.178
7 -	34.953	29.458	39.510	31.956	169,9	2:15.877	114,27	0.236	15:23:15.055
8 -	34.799	29.255	39.468	32.192	173,6	2:15.714 (3)	114,40	0.073	15:25:30.769
9 -	34.821	29.304	40.824	31.976	174,4	2:16.925	113,39	1.284	15:27:47.694
10 -	35.143	29.553	39.532	31.957	169,9	2:16.185	114,01	0.544	15:30:03.879
11 -	35.020	29.490	40.375	32.048	171,4	2:16.933	113,38	1.292	15:32:20.812
12 -	35.191	29.517	39.258	31.675	171,4	2:15.641 (1)	114,46		15:34:36.453
13 -	34.828	29.322	39.087	32.439	174,4	2:15.676 (2)	114,44	0.035	15:36:52.129

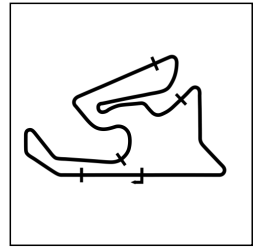
<b>P20 92</b>		<b>JOEL AZNAR</b>			<b>KAWASAKI - ILUSION TEAM</b>				
IDEAL LAP TIME : 2:17.737		BEST LAP TIME : 2:17.784			DIFFERENCE : 0.047				
LAP	SECTOR 1	SECTOR 2	SECTOR 3	SECTOR 4	SPEED TRAP	LAP TIME	KPH	DIFF	TIME OF DAY
1 -		31.045	42.881	33.752	147,2	2:32.464	101,83	14.680	15:09:19.517
2 -	37.164	30.315	41.743	33.849	164,3	2:23.071	108,52	5.287	15:11:42.588
3 -	36.822	30.380	41.699	33.332	174,4	2:22.233	109,16	4.449	15:14:04.821
4 -	36.310	30.268	41.353	33.047	175,2	2:20.978	110,13	3.194	15:16:25.799
5 -	36.044	29.552	41.050	33.196	176,7	2:19.842	111,03	2.058	15:18:45.641
6 -	35.799	29.890	41.631	33.119	176,7	2:20.439	110,55	2.655	15:21:06.080
7 -	36.023	29.969	41.333	33.192	175,2	2:20.517	110,49	2.733	15:23:26.597
8 -	35.751	29.640	41.074	32.922	173,6	2:19.387	111,39	1.603	15:25:45.984
9 -	35.597	29.621	40.972	32.916	175,2	2:19.106 (3)	111,61	1.322	15:28:05.090
10 -	35.711	29.896	41.071	32.983	174,4	2:19.661	111,17	1.877	15:30:24.751
11 -	35.747	29.764	40.978	32.917	173,6	2:19.406	111,37	1.622	15:32:44.157
12 -	35.296	29.651	40.837	32.861	176,0	2:18.645 (2)	111,98	0.861	15:35:02.802
13 -	35.336	29.559	40.221	32.668	173,6	2:17.784 (1)	112,68		15:37:20.586

<b>P21 19</b>		<b>LORENZO MOHEDANO</b>			<b>-</b>				
IDEAL LAP TIME : 2:17.449		BEST LAP TIME : 2:17.618			DIFFERENCE : 0.169				
LAP	SECTOR 1	SECTOR 2	SECTOR 3	SECTOR 4	SPEED TRAP	LAP TIME	KPH	DIFF	TIME OF DAY
1 -		31.854	42.454	33.812	137,5	2:34.582	100,44	16.964	15:09:21.635
2 -	37.259	31.015	41.519	33.315	173,6	2:23.108	108,49	5.490	15:11:44.743
3 -	36.495	30.126	41.371	33.309	173,6	2:21.301	109,88	3.683	15:14:06.044
4 -	36.774	29.942	41.073	32.911	174,4	2:20.700	110,35	3.082	15:16:26.744
5 -	35.992	29.711	40.588	32.963	176,0	2:19.254	111,49	1.636	15:18:45.998
6 -	35.875	29.843	41.481	33.187	174,4	2:20.386	110,60	2.768	15:21:06.384
7 -	36.094	29.869	41.256	33.919	175,2	2:21.138	110,01	3.520	15:23:27.522
8 -	35.833	29.416	40.642	32.988	172,1	2:18.879 (3)	111,80	1.261	15:25:46.401
9 -	35.819	29.492	40.691	33.077	173,6	2:19.079	111,64	1.461	15:28:05.480
10 -	35.655	29.950	40.812	33.137	172,9	2:19.554	111,26	1.936	15:30:25.034
11 -	35.804	29.769	40.769	32.867	172,9	2:19.209	111,53	1.591	15:32:44.243
12 -	35.540	29.504	40.769	33.015	171,4	2:18.828 (2)	111,84	1.210	15:35:03.071
13 -	35.336	29.585	40.064	32.633	175,2	2:17.618 (1)	112,82		15:37:20.689

# ESBK - Campeonato de España de Superbikes

## ESBK - SS300

### Carrera 1 - SECTOR ANALYSIS



SECTOR 1 = FL to I1, SECTOR 2 = I1 to I2 SECTOR 3 = I2 to I3, SECTOR 4 = I3 to FL, DIFF = Difference To Personal Best Lap, P = Crossed Finish Line in Pit Lane

<b>P22</b>		<b>5 K</b>		<b>ADRIAN COVARRUBIAS</b>		<b>KAWASAKI - PS RACING TEAM</b>			
IDEAL LAP TIME : 2:08.873		BEST LAP TIME : 2:09.283		DIFFERENCE : 0.410					
LAP	SECTOR 1	SECTOR 2	SECTOR 3	SECTOR 4	SPEED TRAP	LAP TIME	KPH	DIFF	TIME OF DAY
1 -		29.458	39.366	32.242	151,7	2:20.843	110,24	11.560	15:09:07.896
2 -	34.257	29.032	39.853	32.321	173,6	2:15.463	114,62	6.180	15:11:23.359
3 -	33.707	28.867	38.879	31.689	179,1	2:13.142	116,61	3.859	15:13:36.501
4 -	33.443	28.795	38.095	31.422	174,4	2:11.755	117,84	2.472	15:15:48.256
5 -	32.789	28.236	37.980	31.319	176,7	2:10.324	119,13	1.041	15:17:58.580
6 -	33.356	28.459	38.621	31.317	176,0	2:11.753	117,84	2.470	15:20:10.333
7 -	33.509	28.422	38.380	31.306	176,0	2:11.617	117,96	2.334	15:22:21.950
8 -	33.432	28.526	38.994	31.657	176,7	2:12.609	117,08	3.326	15:24:34.559
9 -	33.348	28.485	38.589	31.518	178,3	2:11.940	117,68	2.657	15:26:46.499
10 -	33.137	28.238	37.689	31.057	181,6	2:10.121 <b>(3)</b>	119,32	0.838	15:28:56.620
11 -	32.961	28.071	37.646	31.069	178,3	2:09.747 <b>(2)</b>	119,66	0.464	15:31:06.367
12 -	32.865	27.885	37.504	31.029	177,5	2:09.283 <b>(1)</b>	120,09		15:33:15.650

# ESBK - Campeonato de España de Superbikes

## ESBK - SS300

### Carrera 1 - STATISTICS

Competitors Started	22
Planned Start	2024-10-26 @ 14:45:00.000
Actual Start	2024-10-26 @ 15:06:47.052
Finish Time	2024-10-26 @ 15:35:13.879
Track Length	4,313km
Total Laps	285
Total Distance Covered	1229,205km

#### Session Fastest Lap History

NO	CL	NAME	LAP TIME	TIME OF DAY	LAP	VEHICLE
5	K	ADRIAN COVARRUBIAS	2:20.843	15:09:07.885	1	KAWASAKI
1		GONZALO SANCHEZ	2:15.218	15:11:23.320	2	YAMAHA
21	K	ROBERTO BLAZQUEZ	2:14.676	15:11:23.661	2	KAWASAKI
79	K	TOMAS ALONSO	2:14.626	15:11:24.152	2	KAWASAKI
61	K	URIEL HIDALGO	2:14.038	15:11:24.304	2	KAWASAKI
26		DANIEL OCETE	2:13.677	15:11:25.154	2	YAMAHA
5	K	ADRIAN COVARRUBIAS	2:13.142	15:13:36.491	3	KAWASAKI
26		DANIEL OCETE	2:11.778	15:13:36.932	3	YAMAHA
26		DANIEL OCETE	2:10.627	15:15:47.553	4	YAMAHA
26		DANIEL OCETE	2:09.232	15:17:56.785	5	YAMAHA
26		DANIEL OCETE	2:09.006	15:20:05.790	6	YAMAHA
61	K	URIEL HIDALGO	2:08.986	15:33:14.556	12	KAWASAKI
61	K	URIEL HIDALGO	2:08.913	15:35:23.470	13	KAWASAKI
1		GONZALO SANCHEZ	2:08.281	15:35:23.568	13	YAMAHA

#### Session Leader History

NO	CL	NAME	FROM LAP	LAPS LED	DISTANCE	VEHICLE
5	K	ADRIAN COVARRUBIAS	1	1	4,31 km	KAWASAKI
1		GONZALO SANCHEZ	2	1	4,31 km	YAMAHA
5	K	ADRIAN COVARRUBIAS	3	1	4,31 km	KAWASAKI
26		DANIEL OCETE	4	10	43,13 km	YAMAHA

#### Flag History

TYPE	TIME OF DAY
GREEN	15:06:47.052
FINISH	15:35:13.879

#### Flag Statistics

TYPE	COUNT	TOTAL LAPS	TOTAL TIME
Green	1	13	30:41.925
Red	0	0	0.000
Safety Car	0	0	0.000
FCY	0	0	0.000

# ESBK - Campeonato de España de Superbikes

## ESBK - SS300

### Carrera 1 - STATISTICS

CLASS :

10 Starters

#### Fastest Lap History

NO	NAME	LAP TIME	TIME OF DAY	LAP	VEHICLE
1	GONZALO SANCHEZ	2:21.054	15:09:08.102	1	YAMAHA
1	GONZALO SANCHEZ	2:15.218	15:11:23.320	2	YAMAHA
26	DANIEL OCETE	2:13.677	15:11:25.154	2	YAMAHA
26	DANIEL OCETE	2:11.778	15:13:36.932	3	YAMAHA
26	DANIEL OCETE	2:10.627	15:15:47.553	4	YAMAHA
26	DANIEL OCETE	2:09.232	15:17:56.785	5	YAMAHA
26	DANIEL OCETE	2:09.006	15:20:05.790	6	YAMAHA
1	GONZALO SANCHEZ	2:08.281	15:35:23.568	13	YAMAHA

#### Leader History

NO	NAME	FROM LAP	LAPS LED	DISTANCE	VEHICLE
1	GONZALO SANCHEZ	1	2	8,62 km	YAMAHA
26	DANIEL OCETE	3	11	47,44 km	YAMAHA

# ESBK - Campeonato de España de Superbikes

## ESBK - SS300

### Carrera 1 - STATISTICS

CLASS : K

13 Starters

#### Fastest Lap History

NO	NAME	LAP TIME	TIME OF DAY	LAP	VEHICLE
5	ADRIAN COVARRUBIAS	2:20.843	15:09:07.885	1	KAWASAKI
5	ADRIAN COVARRUBIAS	2:15.463	15:11:23.359	2	KAWASAKI
21	ROBERTO BLAZQUEZ	2:14.676	15:11:23.661	2	KAWASAKI
79	TOMAS ALONSO	2:14.626	15:11:24.152	2	KAWASAKI
61	URIEL HIDALGO	2:14.038	15:11:24.304	2	KAWASAKI
5	ADRIAN COVARRUBIAS	2:13.142	15:13:36.491	3	KAWASAKI
5	ADRIAN COVARRUBIAS	2:11.755	15:15:48.246	4	KAWASAKI
61	URIEL HIDALGO	2:11.684	15:15:50.119	4	KAWASAKI
5	ADRIAN COVARRUBIAS	2:10.324	15:17:58.570	5	KAWASAKI
61	URIEL HIDALGO	2:09.747	15:20:10.876	6	KAWASAKI
61	URIEL HIDALGO	2:09.441	15:31:05.570	11	KAWASAKI
61	URIEL HIDALGO	2:08.986	15:33:14.556	12	KAWASAKI
61	URIEL HIDALGO	2:08.913	15:35:23.470	13	KAWASAKI

#### Leader History

NO	NAME	FROM LAP	LAPS LED	DISTANCE	VEHICLE
5	ADRIAN COVARRUBIAS	1	7	30,19 km	KAWASAKI
61	URIEL HIDALGO	8	6	25,87 km	KAWASAKI