

ESBK - Campeonato de España de Superbikes

ESBK - SBK

Cronometrado - CLASSIFICATION

POS	NO	CL	PIC	NAME	NAT	ENTRY	TIME	ON	LAPS	GAP	DIFF	KPH
1	84	SBK	1	FACUNDO LLAMBIAS	ESP	KAWASAKI -	2:00.540	12	12			128,81
2	44	SBK	2	STEVEN ODENDAAL	ZAF	YAMAHA - NEW2 PROJECT	2:00.864	12	14	0.324	0.324	128,46
3	21	STCK1000	1	EDUARDO MONTERO	ESP	- TEAM HONDA LAGLISSE	2:01.605	9	9	1.065	0.741	127,68
4	10	SBK	3	UNAI ORRADRE	ESP	- TEAM HONDA LAGLISSE	2:02.078	13	13	1.538	0.473	127,18
5	40	SBK	4	ROMAN RAMOS	ESP	KAWASAKI - KAWASAKI PALMETO PL RAC	2:02.226	15	15	1.686	0.148	127,03
6	53	SBK	5	ESTEVE RABAT	ESP	KAWASAKI -	2:02.851	14	14	2.311	0.625	126,38
7	26	STCK1000	2	DANIEL SAEZ	ESP	YAMAHA - ALMA RACING TEAM	2:04.480	8	11	3.940	1.629	124,73
8	13	SBK	6	VILLE VALTONEN	FIN	-	2:04.749	13	13	4.209	0.269	124,46
9	1	SBK	7	IVO LOPES	PRT	- BMW EASYRACE TEAM	2:05.204	10	10	4.664	0.455	124,01
10	12	SBK	8	BORJA GOMEZ	ESP	- TEAM HONDA LAGLISSE	2:05.816	12	12	5.276	0.612	123,40
11	37	STCK1000	3	COREY TINKER	GBR	YAMAHA -	2:06.778	14	14	6.238	0.962	122,47
12	96	STCK1000	4	PACO MORALES	ESP	YAMAHA -	2:07.450	10	10	6.910	0.672	121,82
13	83	STCK1000	5	YERAY RUIZ	ESP	YAMAHA - MSR RACING	2:09.180	9	12	8.640	1.730	120,19
14	4	STCK1000	6	JAVIER ARTIME	ESP	YAMAHA - CERBA PROMORACING TEAM	2:11.713	10	11	11.173	2.533	117,88
15	52	STCK1000	7	GUILLEM ERILL	ESP	KAWASAKI - DEZA-BOX 77 RACING TEAM	2:12.070	12	12	11.530	0.357	117,56

QUALIFYING LAPTIME (110,0% of 2:00.540) = 2:12.594


16	33	STCK1000	8	DANIEL VALLE	ESP	YAMAHA -	2:12.648	2	2	12.108	0.578	117,05
17	17	STCK1000	9	SAMUEL DIAZ	ESP		2:13.202	10	10	12.662	0.554	116,56
18	93	SBK	9	MATHIAS POULSEN	DNK	YAMAHA -	2:13.619	13	13	13.079	0.417	116,20
19	82	STCK1000	10	RETO WIEDERKEHR	CHE		2:13.762	13	13	13.222	0.143	116,07
20	57	STCK1000	11	DORIAN DA-RE	FRA		2:15.038	10	13	14.498	1.276	114,98
21	38	STCK1000	12	OLA NESBAKKEN	ESP	YAMAHA - YAMAHA TEAM SCANDINAVIA	2:15.716	13	13	15.176	0.678	114,40
22	29	STCK1000	13	JUAN JOSE NUÑEZ	ESP	YAMAHA - YAMAHA MS RACING	2:18.162	2	10	17.622	2.446	112,38

Weather / Track : Cloudy / Wet

These results are provisional until the conclusion of any judicial and technical matters.

Date: 26/10/2024 Start: 11:25 Finish: 12:23

Circuito de Navarra: 4,313 km

Race Director:	Stewards:	Timekeeper:	
----------------	-----------	-------------	---

Results can be found at www.tsl-timing.com

Printed - 12:27 sábado, sábado, 26 de octubre de 2024

ESBK - Campeonato de España de Superbikes

ESBK - SBK

Cronometrado - BEST SECTORS

SECTOR 1			SECTOR 2			SECTOR 3			SECTOR 4			IDEAL / BEST COMPARISON						
POS	NO	NAME	TIME	NO	NAME	TIME	NO	NAME	TIME	NO	NAME	TIME	POS	NO	NAME	IDEAL	BEST	DIFF
													PERFECT LAP 1:59.918					
1	84	LLAMBIA	29.765	84	LLAMBIA	26.252	44	ODENDAA	36.203	44	ODENDAA	27.698	1	84	LLAMBIAS	2:00.340	2:00.540	0.200
2	44	ODENDAA	30.111	21	MONTERC	26.344	84	LLAMBIA	36.407	21	MONTERC	27.722	2	44	ODENDAAL	2:00.530	2:00.864	0.334
3	21	MONTERC	30.133	44	ODENDAA	26.518	40	RAMOS	36.592	84	LLAMBIA	27.916	3	21	MONTERO	2:01.065	2:01.605	0.540
4	10	ORRADRE	30.293	40	RAMOS	26.539	10	ORRADRE	36.841	10	ORRADRE	28.218	4	10	ORRADRE	2:02.078	2:02.078	0.000
5	53	RABAT	30.327	10	ORRADRE	26.726	21	MONTERC	36.866	53	RABAT	28.265	5	40	RAMOS	2:02.226	2:02.226	0.000
6	1	LOPES	30.557	26	SAEZ	26.902	53	RABAT	37.261	40	RAMOS	28.296	6	53	RABAT	2:02.851	2:02.851	0.000
7	26	SAEZ	30.771	53	RABAT	26.998	26	SAEZ	37.263	12	GOMEZ	28.662	7	26	SAEZ	2:03.601	2:04.480	0.879
8	40	RAMOS	30.799	13	VALTONE	27.212	13	VALTONE	37.699	26	SAEZ	28.665	8	13	VALTONEN	2:04.749	2:04.749	0.000
9	13	VALTONE	31.074	12	GOMEZ	27.448	12	GOMEZ	37.990	1	LOPES	28.683	9	1	LOPES	2:04.926	2:05.204	0.278
10	96	MORALES	31.382	37	TINKER	27.515	1	LOPES	38.064	13	VALTONE	28.764	10	12	GOMEZ	2:05.816	2:05.816	0.000
11	37	TINKER	31.440	1	LOPES	27.622	37	TINKER	38.675	96	MORALES	28.985	11	37	TINKER	2:06.778	2:06.778	0.000
12	12	GOMEZ	31.716	96	MORALES	27.710	83	RUIZ	39.013	37	TINKER	29.148	12	96	MORALES	2:07.450	2:07.450	0.000
13	83	RUIZ	31.888	83	RUIZ	27.822	96	MORALES	39.373	83	RUIZ	29.433	13	83	RUIZ	2:08.156	2:09.180	1.024
14	4	ARTIME	32.373	4	ARTIME	28.049	4	ARTIME	39.611	4	ARTIME	29.768	14	4	ARTIME	2:09.801	2:11.713	1.912
15	33	VALLE	32.547	52	ERILL	28.434	33	VALLE	40.171	52	ERILL	30.022	15	52	ERILL	2:11.784	2:12.070	0.286
16	52	ERILL	32.831	17	DIAZ	28.648	52	ERILL	40.497	17	DIAZ	30.377	16	33	VALLE	2:12.056	2:12.648	0.592
17	93	POULSEN	33.053	33	VALLE	28.867	17	DIAZ	40.778	82	WIEDERK	30.403	17	17	DIAZ	2:13.202	2:13.202	0.000
18	38	NESBAKK	33.060	93	POULSEN	28.940	82	WIEDERK	40.948	33	VALLE	30.471	18	93	POULSEN	2:13.539	2:13.619	0.080
19	82	WIEDERK	33.263	82	WIEDERK	28.994	57	DA-RE	40.992	57	DA-RE	30.484	19	82	WIEDERKEHR	2:13.608	2:13.762	0.154
20	17	DIAZ	33.399	38	NESBAKK	29.385	93	POULSEN	41.036	93	POULSEN	30.510	20	38	NESBAKKEN	2:14.138	2:15.716	1.578
21	57	DA-RE	33.673	57	DA-RE	29.586	38	NESBAKK	41.131	38	NESBAKK	30.562	21	57	DA-RE	2:14.735	2:15.038	0.303
22	29	NUÑEZ	35.405	29	NUÑEZ	30.058	29	NUÑEZ	42.053	29	NUÑEZ	30.646	22	29	NUÑEZ	2:18.162	2:18.162	0.000

ESBK - Campeonato de España de Superbikes

ESBK - SBK

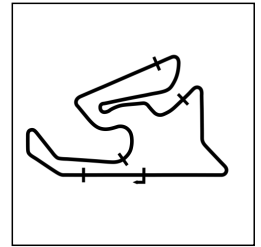
Cronometrado - BEST SPEEDS

POS	NO	NAME	VMAX	KPH
1	84	LLAMBIAS		245,9
2	53	RABAT		234,3
3	44	ODENDAAL		227,5
4	10	ORRADRE		227,5
5	1	LOPES		221,2
6	13	VALTONEN		220,0
7	26	SAEZ		217,5
8	96	MORALES		216,3
9	38	NESBAKKEN		216,3
10	37	TINKER		215,2
11	40	RAMOS		214,0
12	4	ARTIME		212,9
13	83	RUIZ		211,7
14	21	MONTERO		210,6
15	93	POULSEN		209,5
16	17	DIAZ		207,3
17	52	ERILL		206,2
18	33	VALLE		200,0
19	12	GOMEZ		196,0
20	82	WIEDERKEHR		194,1
21	57	DA-RE		194,1
22	29	NUÑEZ		189,4

ESBK - Campeonato de España de Superbikes

ESBK - SBK

Cronometrado - SECTOR ANALYSIS



SECTOR 1 = FL to I1, SECTOR 2 = I1 to I2 SECTOR 3 = I2 to I3, SECTOR 4 = I3 to FL, DIFF = Difference To Personal Best Lap, P = Crossed Finish Line in Pit Lane

P1		84 SBK	FACUNDO LLAMBIAS		KAWASAKI -				
IDEAL LAP TIME : 2:00.340		BEST LAP TIME : 2:00.540		DIFFERENCE : 0.200					
LAP	SECTOR 1	SECTOR 2	SECTOR 3	SECTOR 4	SPEED TRAP	LAP TIME	KPH	DIFF	TIME OF DAY
1 -	OUTLAP	28.072	40.033	30.033	157,7	2:17.022	113,31	16.482	11:30:23.260
2 -	33.606	28.765	41.701	IN PIT	198,0	11:02.809 P	23,42	9:02.269	11:41:26.069
3 -	OUTLAP	28.922	38.929	29.103	166,3	2:13.363	116,42	12.823	11:43:39.432
4 -		28.193	38.614	28.790	169,9	23:34.567	10,97	21:34.027	12:07:13.999
5 -	30.661	26.925	37.306	28.486	222,4	2:03.378	125,84	2.838	12:09:17.377
6 -	30.087	26.476	36.982	28.021	232,9	2:01.566 (3)	127,72	1.026	12:11:18.943
7 -	29.898	26.337	37.134	28.340	238,5	2:01.709	127,57	1.169	12:13:20.652
8 -	30.343	26.338	36.553	27.916	240,0	2:01.150 (2)	128,16	0.610	12:15:21.802
9 -	29.822	26.259	37.159	28.382	245,9	2:01.622	127,66	1.082	12:17:23.424
10 -	32.009	29.771	40.534	IN PIT	209,5	3:15.413 P	79,45	1:14.873	12:20:38.837
11 -	OUTLAP	26.588	37.399	28.386	186,7	2:06.648	122,59	6.108	12:22:45.485
12 -	29.765	26.252	36.407	28.116	241,4	2:00.540 (1)	128,81		12:24:46.025

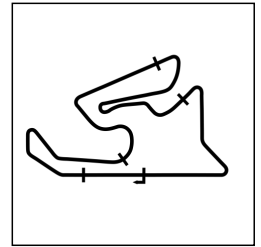
P2		44 SBK	STEVEN ODENDAAL		YAMAHA - NEW2 PROJECT				
IDEAL LAP TIME : 2:00.530		BEST LAP TIME : 2:00.864		DIFFERENCE : 0.334					
LAP	SECTOR 1	SECTOR 2	SECTOR 3	SECTOR 4	SPEED TRAP	LAP TIME	KPH	DIFF	TIME OF DAY
1 -	OUTLAP	27.829	37.977	29.365	152,3	2:14.500	115,44	13.636	11:27:57.784
2 -	31.528	27.742	37.513	29.441	202,0	2:06.224	123,00	5.360	11:30:04.008
3 -	31.798	27.484	37.000	28.147	205,1	2:04.429	124,78	3.565	11:32:08.437
4 -	34.686	29.365	44.265	IN PIT	205,1	10:37.467 P	24,35	8:36.603	11:42:45.904
5 -	OUTLAP	28.754	38.791	29.376	138,9	2:15.899	114,25	15.035	11:45:01.803
6 -	33.820	32.030	48.873	IN PIT	202,0	20:03.418 P	12,90	18:02.554	12:05:05.221
7 -	OUTLAP	29.467	39.547	29.131	154,0	2:15.527	114,56	14.663	12:07:20.748
8 -	31.743	27.908	37.787	28.456	205,1	2:05.894	123,33	5.030	12:09:26.642
9 -	31.010	27.147	37.103	28.024	206,2	2:03.284	125,94	2.420	12:11:29.926
10 -	30.515	26.838	36.684	27.910	216,3	2:01.947 (3)	127,32	1.083	12:13:31.873
11 -	32.021	26.915	36.728	27.937	227,5	2:03.601	125,62	2.737	12:15:35.474
12 -	30.301	26.518	36.203	27.842	214,0	2:00.864 (1)	128,46		12:17:36.338
13 -	30.111	27.105	37.199	29.579	222,4	2:03.994	125,22	3.130	12:19:40.332
14 -	30.499	26.557	36.207	27.698	220,0	2:00.961 (2)	128,36	0.097	12:21:41.293

P3		21 STCK100	EDUARDO MONTERO		- TEAM HONDA LAGLISSE				
IDEAL LAP TIME : 2:01.065		BEST LAP TIME : 2:01.605		DIFFERENCE : 0.540					
LAP	SECTOR 1	SECTOR 2	SECTOR 3	SECTOR 4	SPEED TRAP	LAP TIME	KPH	DIFF	TIME OF DAY
1 -	OUTLAP	29.359	40.637	29.668	146,6	2:19.137	111,59	17.532	11:27:45.683
2 -	31.726	27.632	38.304	28.471	198,9	2:06.133	123,09	4.528	11:29:51.816
3 -	30.664	27.176	37.550	28.152	207,3	2:03.542 (3)	125,68	1.937	11:31:55.358
4 -	30.999	28.214	41.129	IN PIT	204,1	9:41.512 P	26,70	7:39.907	11:41:36.870
5 -	OUTLAP	27.879	38.577	28.903	144,0	2:12.862	116,86	11.257	11:43:49.732
6 -	31.135	27.565	44.035	IN PIT	198,9	26:47.090 P	9,66	24:45.485	12:10:36.822
7 -	OUTLAP	27.982	38.011	28.331	139,9	2:12.679	117,02	11.074	12:12:49.501
8 -	30.675	26.718	36.920	27.985	202,0	2:02.298 (2)	126,95	0.693	12:14:51.799
9 -	30.133	26.884	36.866	27.722	210,6	2:01.605 (1)	127,68		12:16:53.404

ESBK - Campeonato de España de Superbikes

ESBK - SBK

Cronometrado - SECTOR ANALYSIS



SECTOR 1 = FL to I1, SECTOR 2 = I1 to I2 SECTOR 3 = I2 to I3, SECTOR 4 = I3 to FL, DIFF = Difference To Personal Best Lap, P = Crossed Finish Line in Pit Lane

P4		10 SBK		UNAI ORRADRE		- TEAM HONDA LAGLISSE			
IDEAL LAP TIME : 2:02.078		BEST LAP TIME : 2:02.078		DIFFERENCE : 0.000					
LAP	SECTOR 1	SECTOR 2	SECTOR 3	SECTOR 4	SPEED TRAP	LAP TIME	KPH	DIFF	TIME OF DAY
1 -	OUTLAP	29.515	40.792	30.506	156,5	2:20.401	110,58	18.323	11:27:47.624
2 -	32.044	27.702	37.977	29.013	206,2	2:06.736	122,51	4.658	11:29:54.360
3 -	31.285	27.260	38.020	29.375	208,4	2:05.940	123,28	3.862	11:32:00.300
4 -	31.907	29.530	41.940	IN PIT	220,0	9:38.353	P 26,84	7:36.275	11:41:38.653
5 -	OUTLAP	29.302	40.214	29.991	157,1	2:20.571	110,45	18.493	11:43:59.224
6 -	32.534	28.746	47.910	IN PIT	206,2	26:36.882	P 9,72	24:34.804	12:10:36.106
7 -	OUTLAP	28.546	38.899	28.849	141,4	2:16.120	114,06	14.042	12:12:52.226
8 -	31.232	27.489	37.933	28.733	211,7	2:05.387	123,83	3.309	12:14:57.613
9 -	30.608	27.314	38.197	28.837	222,4	2:04.956	124,25	2.878	12:17:02.569
10 -	31.124	27.325	38.438	29.020	220,0	2:05.907	123,31	3.829	12:19:08.476
11 -	30.800	27.175	37.427	28.402	218,7	2:03.804	(3) 125,41	1.726	12:21:12.280
12 -	30.569	26.879	37.028	28.254	222,4	2:02.730	(2) 126,51	0.652	12:23:15.010
13 -	30.293	26.726	36.841	28.218	227,5	2:02.078	(1) 127,18		12:25:17.088

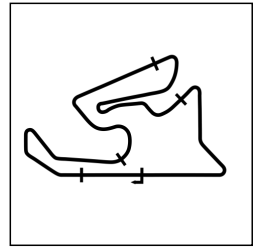
P5		40 SBK		ROMAN RAMOS		KAWASAKI - KAWASAKI PALMETO PL RACING			
IDEAL LAP TIME : 2:02.226		BEST LAP TIME : 2:02.226		DIFFERENCE : 0.000					
LAP	SECTOR 1	SECTOR 2	SECTOR 3	SECTOR 4	SPEED TRAP	LAP TIME	KPH	DIFF	TIME OF DAY
1 -	OUTLAP	30.230	40.483	30.625	159,6	2:20.755	110,31	18.529	11:27:58.366
2 -	33.189	28.249	38.419	29.442	191,3	2:09.299	120,08	7.073	11:30:07.665
3 -	32.509	27.976	39.518	29.366	200,0	2:09.369	120,01	7.143	11:32:17.034
4 -	36.048	30.861	42.765	IN PIT	198,0	9:33.387	P 27,07	7:31.161	11:41:50.421
5 -	OUTLAP	29.475	40.042	30.746	163,6	2:17.680	112,77	15.454	11:44:08.101
6 -	33.165	28.859	45.700	IN PIT	188,5	21:25.927	P 12,07	19:23.701	12:05:34.028
7 -	OUTLAP	30.110	40.945	29.905	149,4	2:19.404	111,37	17.178	12:07:53.432
8 -	33.085	28.204	39.039	29.454	200,0	2:09.782	119,63	7.556	12:10:03.214
9 -	31.993	27.889	38.265	28.996	209,5	2:07.143	122,12	4.917	12:12:10.357
10 -	32.150	28.570	38.332	28.860	205,1	2:07.912	121,38	5.686	12:14:18.269
11 -	31.455	27.145	37.436	28.701	208,4	2:04.737	124,47	2.511	12:16:23.006
12 -	31.193	26.735	37.049	28.493	208,4	2:03.470	(3) 125,75	1.244	12:18:26.476
13 -	32.712	27.227	37.713	29.162	212,9	2:06.814	122,43	4.588	12:20:33.290
14 -	30.982	26.686	36.746	28.386	214,0	2:02.800	(2) 126,43	0.574	12:22:36.090
15 -	30.799	26.539	36.592	28.296	214,0	2:02.226	(1) 127,03		12:24:38.316

P6		53 SBK		ESTEVE RABAT		KAWASAKI -			
IDEAL LAP TIME : 2:02.851		BEST LAP TIME : 2:02.851		DIFFERENCE : 0.000					
LAP	SECTOR 1	SECTOR 2	SECTOR 3	SECTOR 4	SPEED TRAP	LAP TIME	KPH	DIFF	TIME OF DAY
1 -	OUTLAP	32.217	42.004	30.223	156,5	2:26.130	106,25	23.279	11:27:38.199
2 -	32.987	28.861	39.591	29.068	202,0	2:10.507	118,97	7.656	11:29:48.706
3 -	31.571	28.011	38.869	29.405	214,0	2:07.856	121,43	5.005	11:31:56.562
4 -	31.670	29.199	41.070	IN PIT	211,7	9:13.512	P 28,05	7:10.661	11:41:10.074
5 -	OUTLAP	29.081	40.026	29.423	165,6	2:16.097	114,08	13.246	11:43:26.171
6 -		29.359	39.771	29.412	162,2	23:54.191	10,82	21:51.340	12:07:20.362
7 -	31.627	27.983	39.353	28.960	212,9	2:07.923	121,37	5.072	12:09:28.285
8 -	31.984	27.673	38.189	28.772	201,0	2:06.618	122,62	3.767	12:11:34.903
9 -	30.769	27.252	37.729	28.572	223,7	2:04.322	(3) 124,89	1.471	12:13:39.225
10 -	30.903	27.428	38.046	28.726	223,7	2:05.103	124,11	2.252	12:15:44.328
11 -	30.638	27.184	38.479	28.496	221,2	2:04.797	124,41	1.946	12:17:49.125
12 -	30.825	27.443	38.179	28.914	222,4	2:05.361	123,85	2.510	12:19:54.486
13 -	30.523	27.042	37.432	28.400	230,2	2:03.397	(2) 125,82	0.546	12:21:57.883
14 -	30.327	26.998	37.261	28.265	234,3	2:02.851	(1) 126,38		12:24:00.734

ESBK - Campeonato de España de Superbikes

ESBK - SBK

Cronometrado - SECTOR ANALYSIS



SECTOR 1 = FL to I1, SECTOR 2 = I1 to I2 SECTOR 3 = I2 to I3, SECTOR 4 = I3 to FL, DIFF = Difference To Personal Best Lap, P = Crossed Finish Line in Pit Lane

P7 26 STCK100 DANIEL SAEZ		YAMAHA - ALMA RACING TEAM							
IDEAL LAP TIME : 2:03.601		BEST LAP TIME : 2:04.480		DIFFERENCE : 0.879					
LAP	SECTOR 1	SECTOR 2	SECTOR 3	SECTOR 4	SPEED TRAP	LAP TIME	KPH	DIFF	TIME OF DAY
1 -	OUTLAP	29.687	40.025	29.729	157,7	2:18.358	112,22	13.878	11:27:55.449
2 -	32.200	28.157	38.577	30.694	205,1	2:09.628	119,77	5.148	11:30:05.077
3 -	32.557	29.091	39.797	29.300	193,1	2:10.745	118,75	6.265	11:32:15.822
4 -	34.154	29.184	39.775	IN PIT	200,0	9:21.007 P	27,67	7:16.527	11:41:36.829
5 -	OUTLAP	28.026	38.556	28.886	139,4	2:13.497	116,30	9.017	11:43:50.326
6 -		29.580	40.592	29.038	153,4	23:31.260	11,00	21:26.780	12:07:21.586
7 -	31.688	27.919	38.124	28.965	198,9	2:06.696 (2)	122,55	2.216	12:09:28.282
8 -	31.458	27.094	37.263	28.665	205,1	2:04.480 (1)	124,73		12:11:32.762
9 -	30.771	26.902	39.951	30.191	217,5	2:07.815 (3)	121,47	3.335	12:13:40.577
10 -	39.512	29.252	38.754	IN PIT	211,7	3:37.865 P	71,26	1:33.385	12:17:18.442
11 -	OUTLAP	32.895	39.206	1:38.218	106,1	3:29.521	74,10	1:25.041	12:20:47.963

P8 13 SBK VILLE VALTONEN		-							
IDEAL LAP TIME : 2:04.749		BEST LAP TIME : 2:04.749		DIFFERENCE : 0.000					
LAP	SECTOR 1	SECTOR 2	SECTOR 3	SECTOR 4	SPEED TRAP	LAP TIME	KPH	DIFF	TIME OF DAY
1 -	OUTLAP	30.420	41.387	30.666	143,4	2:23.379	108,29	18.630	11:29:11.870
2 -	32.849	28.466	39.987	29.832	203,0	2:11.134	118,40	6.385	11:31:23.004
3 -	33.374	29.442	50.250	IN PIT	201,0	10:59.515 P	23,54	8:54.766	11:42:22.519
4 -	OUTLAP	29.303	40.281	30.344	139,9	2:19.996	110,90	15.247	11:44:42.515
5 -	32.042	34.645	55.451	IN PIT	211,7	20:34.566 P	12,57	18:29.817	12:05:17.081
6 -	OUTLAP	29.805	42.735	31.353	134,6	2:24.450	107,48	19.701	12:07:41.531
7 -	32.293	28.486	42.837	IN PIT	202,0	2:51.153 P	90,71	46.404	12:10:32.684
8 -	OUTLAP	28.671	39.329	29.358	110,6	2:21.438	109,77	16.689	12:12:54.122
9 -	31.508	27.659	38.155	28.992	210,6	2:06.314 (2)	122,92	1.565	12:15:00.436
10 -	31.129	27.455	39.117	IN PIT	217,5	2:47.335 P	92,78	42.586	12:17:47.771
11 -	OUTLAP	28.511	39.301	30.022	102,5	2:17.750	112,71	13.001	12:20:05.521
12 -	31.567	27.659	38.252	29.113	212,9	2:06.591 (3)	122,65	1.842	12:22:12.112
13 -	31.074	27.212	37.699	28.764	220,0	2:04.749 (1)	124,46		12:24:16.861

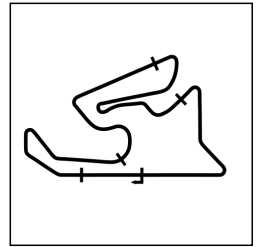
P9 1 SBK IVO LOPES		- BMW EASYRACE TEAM							
IDEAL LAP TIME : 2:04.926		BEST LAP TIME : 2:05.204		DIFFERENCE : 0.278					
LAP	SECTOR 1	SECTOR 2	SECTOR 3	SECTOR 4	SPEED TRAP	LAP TIME	KPH	DIFF	TIME OF DAY
1 -	OUTLAP	32.918	43.241	31.218	143,4	2:30.762	102,98	25.558	11:28:47.247
2 -	32.525	28.641	2:52.464	IN PIT	209,5	16:15.822 P	15,91	14:10.618	11:45:03.069
3 -	OUTLAP	32.940	46.033	IN PIT	148,8	23:26.802 P	11,03	21:21.598	12:08:29.871
4 -	OUTLAP	31.468	42.884	31.133	147,2	2:24.916	107,14	19.712	12:10:54.787
5 -	32.658	29.132	40.533	29.675	198,9	2:11.998	117,62	6.794	12:13:06.785
6 -	31.861	28.640	39.114	29.023	215,2	2:08.638	120,70	3.434	12:15:15.423
7 -	31.085	27.903	38.679	28.830	221,2	2:06.497 (3)	122,74	1.293	12:17:21.920
8 -	30.808	28.141	38.479	28.683	217,5	2:06.111 (2)	123,12	0.907	12:19:28.031
9 -	30.557	28.095	40.054	29.024	220,0	2:07.730	121,55	2.526	12:21:35.761
10 -	30.608	27.622	38.064	28.910	217,5	2:05.204 (1)	124,01		12:23:40.965

P10 12 SBK BORJA GOMEZ		- TEAM HONDA LAGLISSE							
IDEAL LAP TIME : 2:05.816		BEST LAP TIME : 2:05.816		DIFFERENCE : 0.000					
LAP	SECTOR 1	SECTOR 2	SECTOR 3	SECTOR 4	SPEED TRAP	LAP TIME	KPH	DIFF	TIME OF DAY
1 -	OUTLAP	39.037	56.740	IN PIT	123,3	16:09.067 P	16,02	14:03.251	11:41:37.659
2 -	OUTLAP	31.989	44.651	32.552	128,1	2:31.067	102,78	25.251	11:44:08.726
3 -	35.370	29.714	47.318	IN PIT	175,2	21:03.982 P	12,28	18:58.166	12:05:12.708
4 -	OUTLAP	30.029	43.038	31.132	142,9	2:25.038	107,05	19.222	12:07:37.746
5 -	34.459	29.217	41.378	30.393	176,7	2:15.447	114,63	9.631	12:09:53.193
6 -	34.231	29.422	41.136	30.547	178,3	2:15.336	114,72	9.520	12:12:08.529
7 -	33.801	28.505	40.254	29.962	185,9	2:12.522	117,16	6.706	12:14:21.051
8 -	33.119	28.487	39.517	29.763	187,6	2:10.886	118,62	5.070	12:16:31.937
9 -	33.097	28.119	40.067	29.435	187,6	2:10.718	118,78	4.902	12:18:42.655
10 -	32.818	28.021	39.154	29.077	191,3	2:09.070 (3)	120,29	3.254	12:20:51.725
11 -	32.268	27.756	38.549	28.797	191,3	2:07.370 (2)	121,90	1.554	12:22:59.095
12 -	31.716	27.448	37.990	28.662	196,0	2:05.816 (1)	123,40		12:25:04.911

ESBK - Campeonato de España de Superbikes

ESBK - SBK

Cronometrado - SECTOR ANALYSIS



SECTOR 1 = FL to I1, SECTOR 2 = I1 to I2 SECTOR 3 = I2 to I3, SECTOR 4 = I3 to FL, DIFF = Difference To Personal Best Lap, P = Crossed Finish Line in Pit Lane

P11 37 STCK100 COREY TINKER		YAMAHA -							
IDEAL LAP TIME : 2:06.778		BEST LAP TIME : 2:06.778		DIFFERENCE : 0.000					
LAP	SECTOR 1	SECTOR 2	SECTOR 3	SECTOR 4	SPEED TRAP	LAP TIME	KPH	DIFF	TIME OF DAY
1 -	OUTLAP	30.355	42.378	31.011	142,9	2:24.198	107,67	17.420	11:27:51.821
2 -	33.124	28.900	40.265	30.351	192,2	2:12.640	117,05	5.862	11:30:04.461
3 -	32.505	29.100	39.907	29.981	195,0	2:11.493	118,08	4.715	11:32:15.954
4 -	36.863	31.445	45.416	IN PIT	201,0	9:26.639 P	27,40	7:19.861	11:41:42.593
5 -	OUTLAP	30.248	42.771	31.558	139,9	2:25.347	106,82	18.569	11:44:07.940
6 -		29.746	41.749	30.173	149,4	23:15.393	11,12	21:08.615	12:07:23.333
7 -	32.380	28.300	39.422	29.784	197,0	2:09.886	119,54	3.108	12:09:33.219
8 -	33.208	28.269	39.304	29.807	197,0	2:10.588	118,89	3.810	12:11:43.807
9 -	32.360	28.060	38.728	30.194	204,1	2:09.342	120,04	2.564	12:13:53.149
10 -	32.529	28.266	38.808	29.954	206,2	2:09.557	119,84	2.779	12:16:02.706
11 -	32.149	27.849	39.102	29.676	201,0	2:08.776	120,57	1.998	12:18:11.482
12 -	31.906	27.661	38.976	29.656	209,5	2:08.199 (3)	121,11	1.421	12:20:19.681
13 -	31.926	27.586	38.703	29.263	210,6	2:07.478 (2)	121,79	0.700	12:22:27.159
14 -	31.440	27.515	38.675	29.148	215,2	2:06.778 (1)	122,47		12:24:33.937

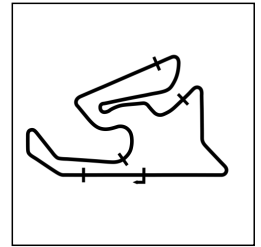
P12 96 STCK100 PACO MORALES		YAMAHA -							
IDEAL LAP TIME : 2:07.450		BEST LAP TIME : 2:07.450		DIFFERENCE : 0.000					
LAP	SECTOR 1	SECTOR 2	SECTOR 3	SECTOR 4	SPEED TRAP	LAP TIME	KPH	DIFF	TIME OF DAY
1 -	OUTLAP	31.124	44.114	31.412	141,9	2:28.608	104,48	21.158	11:28:59.272
2 -	34.046	29.646	41.736	30.804	194,1	2:16.232	113,97	8.782	11:31:15.504
3 -	33.931	30.065	48.150	IN PIT	198,9	10:49.627 P	23,90	8:42.177	11:42:05.131
4 -	OUTLAP	32.017	44.308	31.528	132,4	2:31.649	102,38	24.199	11:44:36.780
5 -	33.635	34.403	50.778	IN PIT	197,0	21:03.852 P	12,28	18:56.402	12:05:40.632
6 -	OUTLAP	30.320	42.701	30.833	134,2	2:25.175	106,95	17.725	12:08:05.807
7 -	33.255	29.155	41.372	30.503	193,1	2:14.285	115,62	6.835	12:10:20.092
8 -	32.554	29.088	42.253	30.333	202,0	2:14.228 (3)	115,67	6.778	12:12:34.320
9 -	31.778	28.571	41.116	30.010	207,3	2:11.475 (2)	118,09	4.025	12:14:45.795
10 -	31.382	27.710	39.373	28.985	212,9	2:07.450 (1)	121,82		12:16:53.245

P13 83 STCK100 YERAY RUIZ		YAMAHA - MSR RACING							
IDEAL LAP TIME : 2:08.156		BEST LAP TIME : 2:09.180		DIFFERENCE : 1.024					
LAP	SECTOR 1	SECTOR 2	SECTOR 3	SECTOR 4	SPEED TRAP	LAP TIME	KPH	DIFF	TIME OF DAY
1 -	OUTLAP	29.127	40.380	29.875	153,4	2:17.411	112,99	8.231	11:27:49.086
2 -	32.647	29.125	39.381	29.995	200,0	2:11.148	118,39	1.968	11:30:00.234
3 -	32.452	28.456	39.267	29.743	206,2	2:09.918 (2)	119,51	0.738	11:32:10.152
4 -	36.289	29.026	42.815	IN PIT	209,5	9:44.342 P	26,57	7:35.162	11:41:54.494
5 -	OUTLAP	29.835	40.905	30.406	174,4	2:17.686	112,76	8.506	11:44:12.180
6 -	33.626	29.104	46.658	IN PIT	201,0	21:42.479 P	11,92	19:33.299	12:05:54.659
7 -	OUTLAP	31.052	41.630	30.788	169,2	2:21.773	109,51	12.593	12:08:16.432
8 -	32.741	28.602	39.548	29.905	204,1	2:10.796	118,71	1.616	12:10:27.228
9 -	32.327	28.140	39.013	29.700	205,1	2:09.180 (1)	120,19		12:12:36.408
10 -	32.972	27.888	39.199	30.185	203,0	2:10.244	119,21	1.064	12:14:46.652
11 -	33.067	28.357	39.371	29.433	204,1	2:10.228 (3)	119,22	1.048	12:16:56.880
12 -	32.101	28.225	43.243	29.825	209,5	2:13.394	116,39	4.214	12:19:10.274

ESBK - Campeonato de España de Superbikes

ESBK - SBK

Cronometrado - SECTOR ANALYSIS



SECTOR 1 = FL to I1, SECTOR 2 = I1 to I2 SECTOR 3 = I2 to I3, SECTOR 4 = I3 to FL, DIFF = Difference To Personal Best Lap, P = Crossed Finish Line in Pit Lane

P14 4 STCK100 JAVIER ARTIME		YAMAHA - CERBA PROMORACING TEAM							
IDEAL LAP TIME : 2:09.801		BEST LAP TIME : 2:11.713		DIFFERENCE : 1.912					
LAP	SECTOR 1	SECTOR 2	SECTOR 3	SECTOR 4	SPEED TRAP	LAP TIME	KPH	DIFF	TIME OF DAY
1 -	OUTLAP	32.634	43.639	31.569	139,4	2:33.384	101,22	21.671	11:27:47.571
2 -	33.936	29.307	40.770	30.390	187,6	2:14.403	115,52	2.690	11:30:01.974
3 -	33.847	29.937	39.611	29.790	189,4	2:13.185 (3)	116,58	1.472	11:32:15.159
4 -	36.496	31.494	43.352	IN PIT	206,2	9:00.329 P	28,73	6:48.616	11:41:15.488
5 -	OUTLAP	31.115	41.315	30.776	133,7	2:29.158	104,09	17.445	11:43:44.646
6 -	33.833	29.363	47.514	IN PIT	198,9	21:18.716 P	12,14	19:07.003	12:05:03.362
7 -	OUTLAP	31.744	43.640	31.766	144,0	2:30.871	102,91	19.158	12:07:34.233
8 -	33.328	29.250	40.563	30.266	198,0	2:13.407	116,38	1.694	12:09:47.640
9 -	33.575	29.458	40.815	30.933	195,0	2:14.781	115,20	3.068	12:12:02.421
10 -	33.598	28.535	39.769	29.811	189,4	2:11.713 (1)	117,88		12:14:14.134
11 -	32.525	28.049	42.021	29.768	204,1	2:12.363 (2)	117,30	0.650	12:16:26.497

P15 52 STCK100 GUILLEM ERILL		KAWASAKI - DEZA-BOX 77 RACING TEAM							
IDEAL LAP TIME : 2:11.784		BEST LAP TIME : 2:12.070		DIFFERENCE : 0.286					
LAP	SECTOR 1	SECTOR 2	SECTOR 3	SECTOR 4	SPEED TRAP	LAP TIME	KPH	DIFF	TIME OF DAY
1 -	OUTLAP	30.185	42.677	31.271	167,7	2:23.885	107,91	11.815	11:28:19.575
2 -	33.268	28.805	41.000	30.628	196,0	2:13.701	116,13	1.631	11:30:33.276
3 -	35.634	29.614	42.663	IN PIT	204,1	11:33.244 P	22,39	9:21.174	11:42:06.520
4 -	OUTLAP	30.407	43.007	32.032	146,1	2:26.855	105,72	14.785	11:44:33.375
5 -	34.160	33.497	49.321	IN PIT	201,0	20:30.739 P	12,61	18:18.669	12:05:04.114
6 -	OUTLAP	31.001	43.851	31.701	146,1	2:27.319	105,39	15.249	12:07:31.433
7 -	33.989	29.604	41.556	30.688	193,1	2:15.837	114,30	3.767	12:09:47.270
8 -	33.499	29.253	41.234	30.996	198,0	2:14.982	115,02	2.912	12:12:02.252
9 -	35.380	29.833	42.749	30.247	203,0	2:18.209	112,34	6.139	12:14:20.461
10 -	33.069	28.753	40.847	30.355	206,2	2:13.024 (3)	116,72	0.954	12:16:33.485
11 -	33.494	28.674	40.735	30.022	195,0	2:12.925 (2)	116,80	0.855	12:18:46.410
12 -	32.831	28.602	40.497	30.140	205,1	2:12.070 (1)	117,56		12:20:58.480

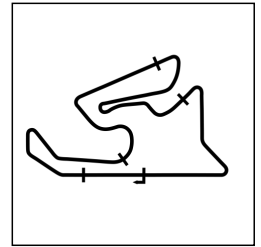
P16 33 STCK100 DANIEL VALLE		YAMAHA -							
IDEAL LAP TIME : 2:12.056		BEST LAP TIME : 2:12.648		DIFFERENCE : 0.592					
LAP	SECTOR 1	SECTOR 2	SECTOR 3	SECTOR 4	SPEED TRAP	LAP TIME	KPH	DIFF	TIME OF DAY
1 -	OUTLAP	30.040	44.010	30.995	157,7	2:24.642	107,34	11.994	11:27:52.109
2 -	33.097	28.909	40.171	30.471	200,0	2:12.648 (1)	117,05		11:30:04.757

P17 17 STCK100 SAMUEL DIAZ		-							
IDEAL LAP TIME : 2:13.202		BEST LAP TIME : 2:13.202		DIFFERENCE : 0.000					
LAP	SECTOR 1	SECTOR 2	SECTOR 3	SECTOR 4	SPEED TRAP	LAP TIME	KPH	DIFF	TIME OF DAY
1 -	OUTLAP	32.993	46.237	33.657	136,0	2:37.272	98,72	24.070	11:28:56.979
2 -	36.193	31.739	44.452	32.376	176,7	2:24.760	107,25	11.558	11:31:21.739
3 -	35.859	31.290	50.869	IN PIT	185,0	11:11.530 P	23,12	8:58.328	11:42:33.269
4 -	OUTLAP	30.886	44.365	32.082	129,8	2:30.564	103,12	17.362	11:45:03.833
5 -	37.533	33.204	51.521	IN PIT	183,3	21:17.037 P	12,15	19:03.835	12:06:20.870
6 -	OUTLAP	30.857	43.400	32.043	128,1	2:28.101	104,83	14.899	12:08:48.971
7 -	35.033	29.791	42.725	31.467	190,3	2:19.016	111,69	5.814	12:11:07.987
8 -	33.978	29.161	41.975	30.893	206,2	2:16.007 (3)	114,16	2.805	12:13:23.994
9 -	33.780	29.608	41.506	30.547	196,0	2:15.441 (2)	114,63	2.239	12:15:39.435
10 -	33.399	28.648	40.778	30.377	207,3	2:13.202 (1)	116,56		12:17:52.637

ESBK - Campeonato de España de Superbikes

ESBK - SBK

Cronometrado - SECTOR ANALYSIS



SECTOR 1 = FL to I1, SECTOR 2 = I1 to I2 SECTOR 3 = I2 to I3, SECTOR 4 = I3 to FL, DIFF = Difference To Personal Best Lap, P = Crossed Finish Line in Pit Lane

P18 93 SBK MATHIAS POULSEN		YAMAHA -							
IDEAL LAP TIME : 2:13.539		BEST LAP TIME : 2:13.619		DIFFERENCE : 0.080					
LAP	SECTOR 1	SECTOR 2	SECTOR 3	SECTOR 4	SPEED TRAP	LAP TIME	KPH	DIFF	TIME OF DAY
1 -	OUTLAP	29.584	41.882	30.900	153,4	2:20.510	110,50	6.891	11:28:22.282
2 -	33.762	29.551	41.469	31.061	198,0	2:15.843	114,29	2.224	11:30:38.125
3 -	33.390	29.689	42.419	IN PIT	209,5	11:13.182	P 23,06	8:59.563	11:41:51.307
4 -	OUTLAP	30.547	43.237	31.093	152,3	2:23.573	108,14	9.954	11:44:14.880
5 -	33.316	30.077	46.905	IN PIT	207,3	21:23.474	P 12,09	19:09.855	12:05:38.354
6 -	OUTLAP	30.212	42.761	30.915	148,3	2:22.942	108,62	9.323	12:08:01.296
7 -	33.582	29.232	41.090	30.615	204,1	2:14.519	(3) 115,42	0.900	12:10:15.815
8 -	33.053	28.941	41.036	30.743	202,0	2:13.773	(2) 116,06	0.154	12:12:29.588
9 -	33.762	29.570	42.299	30.976	204,1	2:16.607	113,66	2.988	12:14:46.195
10 -	33.316	29.539	41.903	30.602	202,0	2:15.360	114,70	1.741	12:17:01.555
11 -	33.453	29.544	42.782	IN PIT	204,1	3:52.045	P 66,91	1:38.426	12:20:53.600
12 -	OUTLAP	29.820	41.474	30.782	104,2	2:23.745	108,01	10.126	12:23:17.345
13 -	33.068	28.940	41.101	30.510	202,0	2:13.619	(1) 116,20		12:25:30.964

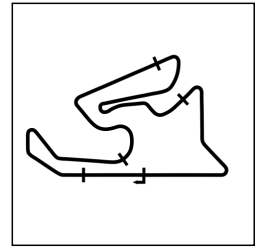
P19 82 STCK100 RETO WIEDERKEHR		-							
IDEAL LAP TIME : 2:13.608		BEST LAP TIME : 2:13.762		DIFFERENCE : 0.154					
LAP	SECTOR 1	SECTOR 2	SECTOR 3	SECTOR 4	SPEED TRAP	LAP TIME	KPH	DIFF	TIME OF DAY
1 -	OUTLAP	33.746	43.038	31.268	142,4	2:30.439	103,20	16.677	11:30:01.104
2 -	34.581	31.564	41.992	30.513	177,5	2:18.650	111,98	4.888	11:32:19.754
3 -	36.143	30.678	44.026	IN PIT	156,5	10:04.106	P 25,70	7:50.344	11:42:23.860
4 -	OUTLAP	30.727	43.229	31.546	131,1	2:25.404	106,78	11.642	11:44:49.264
5 -	35.621	36.460	59.000	IN PIT	175,2	20:42.318	P 12,49	18:28.556	12:05:31.582
6 -	OUTLAP	31.398	43.822	31.356	149,4	2:27.249	105,44	13.487	12:07:58.831
7 -	35.076	29.864	42.300	31.060	176,0	2:18.300	112,26	4.538	12:10:17.131
8 -	34.519	29.552	42.619	30.902	176,7	2:17.592	112,84	3.830	12:12:34.723
9 -	34.531	30.091	41.853	30.690	176,0	2:17.165	113,19	3.403	12:14:51.888
10 -	33.478	29.579	41.440	30.403	186,7	2:14.900	(2) 115,09	1.138	12:17:06.788
11 -	33.638	29.655	41.051	30.859	183,3	2:15.203	(3) 114,84	1.441	12:19:21.991
12 -	33.531	29.796	41.993	30.912	183,3	2:16.232	113,97	2.470	12:21:38.223
13 -	33.263	28.994	40.948	30.557	194,1	2:13.762	(1) 116,07		12:23:51.985

P20 57 STCK100 DORIAN DA-RE		-							
IDEAL LAP TIME : 2:14.735		BEST LAP TIME : 2:15.038		DIFFERENCE : 0.303					
LAP	SECTOR 1	SECTOR 2	SECTOR 3	SECTOR 4	SPEED TRAP	LAP TIME	KPH	DIFF	TIME OF DAY
1 -	OUTLAP	32.351	42.965	31.037	123,3	2:31.383	102,56	16.345	11:27:49.525
2 -	33.786	29.659	40.992	31.121	188,5	2:15.558	(2) 114,53	0.520	11:30:05.083
3 -	33.704	30.012	41.738	30.619	185,0	2:16.073	(3) 114,10	1.035	11:32:21.156
4 -	36.131	31.123	44.331	IN PIT	167,7	9:21.898	P 27,63	7:06.860	11:41:43.054
5 -	OUTLAP	31.476	42.622	31.431	133,3	2:28.538	104,53	13.500	11:44:11.592
6 -		32.257	44.099	32.500	141,4	23:23.172	11,06	21:08.134	12:07:34.764
7 -	33.934	30.016	42.125	31.065	194,1	2:17.140	113,21	2.102	12:09:51.904
8 -	34.020	30.165	41.595	30.768	191,3	2:16.548	113,70	1.510	12:12:08.452
9 -	34.430	29.823	41.468	30.852	182,4	2:16.573	113,68	1.535	12:14:25.025
10 -	33.673	29.686	41.195	30.484	193,1	2:15.038	(1) 114,98		12:16:40.063
11 -	34.002	29.868	43.304	32.134	182,4	2:19.308	111,45	4.270	12:18:59.371
12 -	37.041	31.871	43.912	32.247	176,0	2:25.071	107,02	10.033	12:21:24.442
13 -	34.415	30.214	41.377	30.827	185,0	2:16.833	113,47	1.795	12:23:41.275

ESBK - Campeonato de España de Superbikes

ESBK - SBK

Cronometrado - SECTOR ANALYSIS



SECTOR 1 = FL to I1, SECTOR 2 = I1 to I2 SECTOR 3 = I2 to I3, SECTOR 4 = I3 to FL, DIFF = Difference To Personal Best Lap, P = Crossed Finish Line in Pit Lane

P21 38 STCK100 OLA NESBAKKEN		YAMAHA - YAMAHA TEAM SCANDINAVIA							
IDEAL LAP TIME : 2:14.138		BEST LAP TIME : 2:15.716		DIFFERENCE : 1.578					
LAP	SECTOR 1	SECTOR 2	SECTOR 3	SECTOR 4	SPEED TRAP	LAP TIME	KPH	DIFF	TIME OF DAY
1 -	OUTLAP	30.664	42.867	31.695	143,4	2:27.329	105,38	11.613	11:28:34.467
2 -	33.930	30.357	41.131	30.841	208,4	2:16.259 (2)	113,95	0.543	11:30:50.726
3 -	33.678	29.385	46.218	IN PIT	214,0	10:54.796 P	23,71	8:39.080	11:41:45.522
4 -	OUTLAP	32.087	44.111	31.562	134,2	2:30.636	103,07	14.920	11:44:16.158
5 -	33.846	30.141	46.491	IN PIT	212,9	21:01.503 P	12,30	18:45.787	12:05:17.661
6 -	OUTLAP	31.583	45.096	31.681	131,5	2:33.011	101,47	17.295	12:07:50.672
7 -	34.419	30.534	42.449	30.975	203,0	2:18.377	112,20	2.661	12:10:09.049
8 -	33.632	32.262	43.236	31.015	207,3	2:20.145	110,79	4.429	12:12:29.194
9 -	33.849	29.892	43.766	31.430	204,1	2:18.937	111,75	3.221	12:14:48.131
10 -	33.683	29.891	41.766	31.142	215,2	2:16.482 (3)	113,76	0.766	12:17:04.613
11 -	33.394	29.746	42.590	31.542	216,3	2:17.272	113,10	1.556	12:19:21.885
12 -	33.060	29.808	42.254	31.900	216,3	2:17.022	113,31	1.306	12:21:38.907
13 -	34.113	29.885	41.156	30.562	198,0	2:15.716 (1)	114,40		12:23:54.623

P22 29 STCK100 JUAN JOSE NUNEZ		YAMAHA - YAMAHA MS RACING							
IDEAL LAP TIME : 2:18.162		BEST LAP TIME : 2:18.162		DIFFERENCE : 0.000					
LAP	SECTOR 1	SECTOR 2	SECTOR 3	SECTOR 4	SPEED TRAP	LAP TIME	KPH	DIFF	TIME OF DAY
1 -	OUTLAP	32.625	45.938	32.348	142,4	2:34.792	100,30	16.630	11:28:14.194
2 -	35.405	30.058	42.053	30.646	175,2	2:18.162 (1)	112,38		11:30:32.356
3 -				IN PIT	189,4	35:13.869 P	7,34	32:55.707	12:05:46.225
4 -	OUTLAP	34.196	47.884	33.791	117,1	2:41.561	96,10	23.399	12:08:27.786
5 -	37.568	31.843	45.589	32.708	167,0	2:27.708	105,11	9.546	12:10:55.494
6 -	36.652	31.240	44.813	32.569	178,3	2:25.274	106,87	7.112	12:13:20.768
7 -	36.049	31.408	44.472	IN PIT	185,9	3:00.549 P	85,99	42.387	12:16:21.317
8 -	OUTLAP	31.900	45.427	32.568	124,9	2:37.804	98,39	19.642	12:18:59.121
9 -	36.280	31.226	43.496	32.071	170,6	2:23.073 (3)	108,52	4.911	12:21:22.194
10 -	36.054	30.372	43.073	31.654	178,3	2:21.153 (2)	109,99	2.991	12:23:43.347

ESBK - Campeonato de España de Superbikes

ESBK - SBK

Cronometrado - STATISTICS

Competitors Started	22
Planned Start	2024-10-26 @ 11:25:00.000
Actual Start	2024-10-26 @ 11:25:00.000
Finish Time	2024-10-26 @ 12:23:21.060
Track Length	4,313km
Total Laps	256
Total Distance Covered	1104,128km

Session Fastest Lap History

NO	CL	NAME	LAP TIME	TIME OF DAY	LAP	VEHICLE
53	SBK	ESTEVE RABAT	2:10.507	11:29:48.700	2	KAWASAKI
21	STCK1000	EDUARDO MONTERO	2:06.133	11:29:51.812	2	
21	STCK1000	EDUARDO MONTERO	2:03.542	11:31:55.355	3	
84	SBK	FACUNDO LLAMBIAS	2:03.378	12:09:17.373	5	KAWASAKI
84	SBK	FACUNDO LLAMBIAS	2:01.566	12:11:18.939	6	KAWASAKI
84	SBK	FACUNDO LLAMBIAS	2:01.150	12:15:21.798	8	KAWASAKI
44	SBK	STEVEN ODENDAAL	2:00.864	12:17:36.333	12	YAMAHA
84	SBK	FACUNDO LLAMBIAS	2:00.540	12:24:46.021	12	KAWASAKI

Flag History

TYPE	TIME OF DAY
GREEN	11:25:00.000
RED	11:32:25.374
GREEN	11:41:00.000
RED	11:45:13.565
GREEN	12:05:00.000
FINISH	12:23:21.060

Flag Statistics

TYPE	COUNT	TOTAL LAPS	TOTAL TIME
Green	3	15	32:58.910
Red	2	0	28:21.060
Safety Car	0	0	0.000
FCY	0	0	0.000

ESBK - Campeonato de España de Superbikes

ESBK - SBK

Cronometrado - STATISTICS

CLASS : SBK

9 Starters

Fastest Lap History

NO	NAME	LAP TIME	TIME OF DAY	LAP	VEHICLE
53	ESTEVE RABAT	2:10.507	11:29:48.700	2	KAWASAKI
10	UNAI ORRADRE	2:06.736	11:29:54.355	2	
44	STEVEN ODENDAAL	2:06.224	11:30:04.003	2	YAMAHA
10	UNAI ORRADRE	2:05.940	11:32:00.295	3	
44	STEVEN ODENDAAL	2:04.429	11:32:08.432	3	YAMAHA
84	FACUNDO LLAMBIAS	2:03.378	12:09:17.373	5	KAWASAKI
84	FACUNDO LLAMBIAS	2:01.566	12:11:18.939	6	KAWASAKI
84	FACUNDO LLAMBIAS	2:01.150	12:15:21.798	8	KAWASAKI
44	STEVEN ODENDAAL	2:00.864	12:17:36.333	12	YAMAHA
84	FACUNDO LLAMBIAS	2:00.540	12:24:46.021	12	KAWASAKI

ESBK - Campeonato de España de Superbikes

ESBK - SBK

Cronometrado - STATISTICS

CLASS : STCK1000

13 Starters

Fastest Lap History

NO	NAME	LAP TIME	TIME OF DAY	LAP	VEHICLE
21	EDUARDO MONTERO	2:06.133	11:29:51.812	2	
21	EDUARDO MONTERO	2:03.542	11:31:55.355	3	
21	EDUARDO MONTERO	2:02.298	12:14:51.797	8	
21	EDUARDO MONTERO	2:01.605	12:16:53.402	9	