

ESBK - Campeonato de España de Superbikes
ESBK - SBK
Carrera 2 - CLASSIFICATION
Race Distance: 17 Laps / 73,32 kilometers

POS	NO	CL	PIC	NAME	NAT	ENTRY	LAPS	TIME	GAP	DIFF	KPH	BEST	ON	GRD	↑↓
1	1	SBK	1	IVO LOPES	PRT	- BMW EASYRACE TEAM	17	31:14.869			140,78	1:48.027	12	4	3
2	44	SBK	2	STEVEN ODENDAAL	ZAF	YAMAHA - NEW2 PROJECT	17	31:19.043	4.174	4.174	140,47	1:48.681	12	1	-1
3	53	SBK	3	ESTEVE RABAT	ESP	KAWASAKI -	17	31:20.614	5.745	1.571	140,35	1:48.777	16	11	8
4	40	SBK	4	ROMAN RAMOS	ESP	KAWASAKI - KAWASAKI PALMETO PL RACING	17	31:22.100	7.231	1.486	140,24	1:48.797	16	3	-1
5	12	SBK	5	BORJA GOMEZ	ESP	- TEAM HONDA LAGLISSE	17	31:32.315	17.446	10.215	139,48	1:48.668	14	6	1
6	10	SBK	6	UNAI ORRADRE	ESP	- TEAM HONDA LAGLISSE	17	31:35.420	20.551	3.105	139,25	1:49.757	14	2	-4
7	21	STCK1000	1	EDUARDO MONTERO	ESP	- TEAM HONDA LAGLISSE	17	31:59.726	44.857	24.306	137,49	1:51.210	16	5	-2
8	96	STCK1000	2	PACO MORALES	ESP	YAMAHA -	17	32:05.546	50.677	5.820	137,08	1:51.466	9	13	5
9	13	SBK	7	VILLE VALTONEN	FIN	-	17	32:10.084	55.215	4.538	136,75	1:51.947	16	8	-1
10	26	STCK1000	3	DANIEL SAEZ	ESP	YAMAHA - ALMA RACING TEAM	17	32:14.715	59.846	4.631	136,43	1:52.159	12	7	-3
11	83	STCK1000	4	YERAY RUIZ	ESP	YAMAHA - MSR RACING	17	32:16.541	1:01.672	1.826	136,30	1:51.784	17	9	-2
12	37	STCK1000	5	COREY TINKER	GBR	YAMAHA -	17	32:36.519	1:21.650	19.978	134,91	1:52.569	17	12	0
13	52	STCK1000	6	GUILLEM ERILL	ESP	KAWASAKI - DEZA-BOX 77 RACING TEAM	17	33:02.037	1:47.168	25.518	133,17	1:54.582	12	15	2
14	4	STCK1000	7	JAVIER ARTIME	ESP	YAMAHA - CERBA PROMORACING TEAM	16	33:04.426	1 Lap	1 Lap	125,18	2:00.028	15	14	0
15	38	STCK1000	8	OLA NESBAKKEN	ESP	YAMAHA - YAMAHA TEAM SCANDINAVIA	16	33:04.572	1 Lap	0.146	125,18	1:59.723	15	18	3

NOT CLASSIFIED

DNF	93	SBK		MATHIAS POULSEN	DNK	YAMAHA -	2	4:20.956	15 Laps	14 Laps	118,99	2:07.488	2	17	
-----	----	-----	--	-----------------	-----	----------	---	----------	----------------	---------	--------	-----------------	---	----	--

FASTEST LAP

1	SBK	IVO LOPES	PRT	- BMW EASYRACE TEAM	12	1:48.027		89,31 mph		143,73 kph
21	STCK1000	EDUARDO MONTERO	ESP	- TEAM HONDA LAGLISSE	16	1:51.210		86,75 mph		139,61 kph

Weather / Track : Cloudy / Wet
These results are provisional until the conclusion of any judicial and technical matters.

Date: 27/10/2024 Start: 13:40 Finish: 14:11

Circuito de Navarra: 4,313 km

Race Director:	Stewards:	Timekeeper:	
----------------	-----------	-------------	--

 Results can be found at www.tsl-timing.com

Printed - 14:14 domingo, domingo, 27 de octubre de 2024

ESBK - Campeonato de España de Superbikes

ESBK - SBK

Carrera 2 - BEST SECTORS

SECTOR 1		SECTOR 2		SECTOR 3		SECTOR 4		IDEAL / BEST COMPARISON										
POS	NO	NAME	TIME	NO	NAME	TIME	NO	NAME	TIME	POS	NO	NAME	IDEAL	BEST	DIFF			
													PERFECT LAP	1:47.739				
1	1	LOPES	26.684	1	LOPES	23.573	12	GOMEZ	32.469	1	LOPES	25.013	1	1	LOPES	1:47.849	1:48.027	0.178
2	44	ODENDAA	26.790	12	GOMEZ	23.580	40	RAMOS	32.567	12	GOMEZ	25.269	2	44	ODENDAAL	1:48.397	1:48.681	0.284
3	53	RABAT	26.790	44	ODENDAA	23.646	1	LOPES	32.579	40	RAMOS	25.316	3	53	RABAT	1:48.441	1:48.777	0.336
4	40	RAMOS	27.018	40	RAMOS	23.699	53	RABAT	32.599	53	RABAT	25.319	4	12	GOMEZ	1:48.467	1:48.668	0.201
5	10	ORRADRE	27.089	53	RABAT	23.733	44	ODENDAA	32.602	44	ODENDAA	25.359	5	40	RAMOS	1:48.600	1:48.797	0.197
6	12	GOMEZ	27.149	10	ORRADRE	23.955	10	ORRADRE	32.919	10	ORRADRE	25.383	6	10	ORRADRE	1:49.346	1:49.757	0.411
7	96	MORALES	27.580	21	MONTERC	24.263	96	MORALES	33.134	13	VALTONE	25.816	7	96	MORALES	1:50.887	1:51.466	0.579
8	21	MONTERC	27.607	96	MORALES	24.302	21	MONTERC	33.378	96	MORALES	25.871	8	21	MONTERO	1:51.147	1:51.210	0.063
9	13	VALTONE	27.756	83	RUIZ	24.324	26	SAEZ	33.491	21	MONTERC	25.899	9	13	VALTONEN	1:51.738	1:51.947	0.209
10	26	SAEZ	27.944	13	VALTONE	24.379	83	RUIZ	33.563	83	RUIZ	25.900	10	83	RUIZ	1:51.750	1:51.784	0.034
11	83	RUIZ	27.963	26	SAEZ	24.480	37	TINKER	33.633	26	SAEZ	25.956	11	26	SAEZ	1:51.871	1:52.159	0.288
12	37	TINKER	28.207	37	TINKER	24.585	13	VALTONE	33.787	37	TINKER	26.033	12	37	TINKER	1:52.458	1:52.569	0.111
13	52	ERILL	28.605	52	ERILL	24.954	52	ERILL	34.444	52	ERILL	26.512	13	52	ERILL	1:54.515	1:54.582	0.067
14	38	NESBAKK	29.723	38	NESBAKK	26.037	4	ARTIME	35.919	4	ARTIME	27.396	14	38	NESBAKKEN	1:59.538	1:59.723	0.185
15	4	ARTIME	30.094	4	ARTIME	26.189	38	NESBAKK	36.319	38	NESBAKK	27.459	15	4	ARTIME	1:59.598	2:00.028	0.430
16	93	POULSEN	31.897	93	POULSEN	27.573	93	POULSEN	38.509	93	POULSEN	28.939	16	93	POULSEN	2:06.918	2:07.488	0.570

ESBK - Campeonato de España de Superbikes

ESBK - SBK

Carrera 2 - BEST SPEEDS

POS	NO	NAME	VMAX	KPH
1	53	RABAT		260,5
2	44	ODENDAAL		257,1
3	1	LOPES		252,2
4	96	MORALES		250,6
5	10	ORRADRE		249,0
6	52	ERILL		245,9
7	21	MONTERO		244,4
8	40	RAMOS		242,9
9	13	VALTONEN		238,5
10	83	RUIZ		238,5
11	12	GOMEZ		237,1
12	37	TINKER		235,7
13	26	SAEZ		234,3
14	38	NESBAKKEN		234,3
15	4	ARTIME		225,0
16	93	POULSEN		204,1

ESBK - Campeonato de España de Superbikes

ESBK - SBK

Carrera 2 - LAP ANALYSIS

DIFF = Difference To Personal Best Lap

P1 1 IVO LOPES				
LAP	LAP TIME	DIFF	KPH	TIME OF DAY
1 -	1:59.883	11.856	129,51	13:42:41.086
2 -	1:52.507	4.480	138,00	13:44:33.593
3 -	1:51.721	3.694	138,97	13:46:25.314
4 -	1:50.418	2.391	140,61	13:48:15.732
5 -	1:49.880	1.853	141,30	13:50:05.612
6 -	1:50.238	2.211	140,84	13:51:55.850
7 -	1:50.423	2.396	140,61	13:53:46.273
8 -	1:50.562	2.535	140,43	13:55:36.835
9 -	1:48.626	0.599	142,93	13:57:25.461
10 -	1:49.460	1.433	141,84	13:59:14.921
11 -	1:48.749	0.722	142,77	14:01:03.670
12 -	1:48.027 (1)		143,73	14:02:51.697
13 -	1:48.027 (1)		143,73	14:04:39.724
14 -	1:48.367 (3)	0.340	143,27	14:06:28.091
15 -	1:48.759	0.732	142,76	14:08:16.850
16 -	1:49.091	1.064	142,32	14:10:05.941
17 -	1:50.131	2.104	140,98	14:11:56.072

P2 44 STEVEN ODENDAAL				
LAP	LAP TIME	DIFF	KPH	TIME OF DAY
1 -	1:59.060	10.379	130,41	13:42:40.263
2 -	1:52.566	3.885	137,93	13:44:32.829
3 -	1:51.449	2.768	139,31	13:46:24.278
4 -	1:50.832	2.151	140,09	13:48:15.110
5 -	1:50.393	1.712	140,65	13:50:05.503
6 -	1:50.248	1.567	140,83	13:51:55.751
7 -	1:50.323	1.642	140,73	13:53:46.074
8 -	1:50.977	2.296	139,91	13:55:37.051
9 -	1:49.701	1.020	141,53	13:57:26.752
10 -	1:49.477	0.796	141,82	13:59:16.229
11 -	1:48.809 (2)	0.128	142,69	14:01:05.038
12 -	1:48.681 (1)		142,86	14:02:53.719
13 -	1:48.967 (3)	0.286	142,49	14:04:42.686
14 -	1:49.356	0.675	141,98	14:06:32.042
15 -	1:49.196	0.515	142,19	14:08:21.238
16 -	1:49.244	0.563	142,12	14:10:10.482
17 -	1:49.764	1.083	141,45	14:12:00.246

P3 53 ESTEVE RABAT				
LAP	LAP TIME	DIFF	KPH	TIME OF DAY
1 -	2:01.423	12.646	127,87	13:42:42.626
2 -	1:53.658	4.881	136,60	13:44:36.284
3 -	1:52.020	3.243	138,60	13:46:28.304
4 -	1:50.878	2.101	140,03	13:48:19.182
5 -	1:49.967	1.190	141,19	13:50:09.149
6 -	1:50.421	1.644	140,61	13:51:59.570
7 -	1:49.447	0.670	141,86	13:53:49.017
8 -	1:50.050	1.273	141,08	13:55:39.067
9 -	1:50.182	1.405	140,91	13:57:29.249
10 -	1:49.085	0.308	142,33	13:59:18.334
11 -	1:49.020	0.243	142,42	14:01:07.354
12 -	1:48.813 (2)	0.036	142,69	14:02:56.167
13 -	1:49.248	0.471	142,12	14:04:45.415
14 -	1:49.250	0.473	142,12	14:06:34.665
15 -	1:48.977 (3)	0.200	142,47	14:08:23.642
16 -	1:48.777 (1)		142,73	14:10:12.419
17 -	1:49.398	0.621	141,92	14:12:01.817

DIFF = Difference To Personal Best Lap

P4 40 ROMAN RAMOS				
LAP	LAP TIME	DIFF	KPH	TIME OF DAY
1 -	1:59.400	10.603	130,03	13:42:40.603
2 -	1:52.544	3.747	137,96	13:44:33.147
3 -	1:51.513	2.716	139,23	13:46:24.660
4 -	1:50.894	2.097	140,01	13:48:15.554
5 -	1:50.757	1.960	140,18	13:50:06.311
6 -	1:50.337	1.540	140,72	13:51:56.648
7 -	1:50.220	1.423	140,87	13:53:46.868
8 -	1:50.411	1.614	140,62	13:55:37.279
9 -	1:50.061	1.264	141,07	13:57:27.340
10 -	1:49.755	0.958	141,46	13:59:17.095
11 -	1:49.283 (2)	0.486	142,07	14:01:06.378
12 -	1:49.360 (3)	0.563	141,97	14:02:55.738
13 -	1:49.368	0.571	141,96	14:04:45.106
14 -	1:49.869	1.072	141,32	14:06:34.975
15 -	1:49.415	0.618	141,90	14:08:24.390
16 -	1:48.797 (1)		142,71	14:10:13.187
17 -	1:50.116	1.319	141,00	14:12:03.303

P5 12 BORJA GOMEZ				
LAP	LAP TIME	DIFF	KPH	TIME OF DAY
1 -	2:01.591	12.923	127,69	13:42:42.794
2 -	1:54.469	5.801	135,64	13:44:37.263
3 -	1:52.411	3.743	138,12	13:46:29.674
4 -	1:51.931	3.263	138,71	13:48:21.605
5 -	1:51.956	3.288	138,68	13:50:13.561
6 -	1:51.092	2.424	139,76	13:52:04.653
7 -	1:51.013	2.345	139,86	13:53:55.666
8 -	1:50.813	2.145	140,11	13:55:46.479
9 -	1:50.131	1.463	140,98	13:57:36.610
10 -	1:50.245	1.577	140,83	13:59:26.855
11 -	1:50.031	1.363	141,11	14:01:16.886
12 -	1:49.398	0.730	141,92	14:03:06.284
13 -	1:49.200 (2)	0.532	142,18	14:04:55.484
14 -	1:48.668 (1)		142,88	14:06:44.152
15 -	1:49.482	0.814	141,82	14:08:33.634
16 -	1:49.346 (3)	0.678	141,99	14:10:22.980
17 -	1:50.538	1.870	140,46	14:12:13.518

P6 10 UNAI ORRADRE				
LAP	LAP TIME	DIFF	KPH	TIME OF DAY
1 -	1:59.665	9.908	129,75	13:42:40.868
2 -	1:52.854	3.097	137,58	13:44:33.722
3 -	1:51.952	2.195	138,69	13:46:25.674
4 -	1:50.724	0.967	140,22	13:48:16.398
5 -	1:50.204 (3)	0.447	140,89	13:50:06.602
6 -	1:50.211	0.454	140,88	13:51:56.813
7 -	1:51.076	1.319	139,78	13:53:47.889
8 -	1:51.805	2.048	138,87	13:55:39.694
9 -	1:51.179	1.422	139,65	13:57:30.873
10 -	1:50.725	0.968	140,22	13:59:21.598
11 -	1:51.275	1.518	139,53	14:01:12.873
12 -	1:50.450	0.693	140,57	14:03:03.323
13 -	1:49.797 (2)	0.040	141,41	14:04:53.120
14 -	1:49.757 (1)		141,46	14:06:42.877
15 -	1:50.944	1.187	139,95	14:08:33.821
16 -	1:50.750	0.993	140,19	14:10:24.571
17 -	1:52.052	2.295	138,56	14:12:16.623

ESBK - Campeonato de España de Superbikes

ESBK - SBK

Carrera 2 - LAP ANALYSIS

DIFF = Difference To Personal Best Lap

P7 21 EDUARDO MONTERO				
LAP	LAP TIME	DIFF	KPH	TIME OF DAY
1 -	2:02.953	11.743	126,28	13:42:44.156
2 -	1:54.218	3.008	135,94	13:44:38.374
3 -	1:53.817	2.607	136,41	13:46:32.191
4 -	1:53.629	2.419	136,64	13:48:25.820
5 -	1:52.924	1.714	137,49	13:50:18.744
6 -	1:52.620	1.410	137,86	13:52:11.364
7 -	1:52.104	0.894	138,50	13:54:03.468
8 -	1:52.194	0.984	138,39	13:55:55.662
9 -	1:51.533	0.323	139,21	13:57:47.195
10 -	1:51.949	0.739	138,69	13:59:39.144
11 -	1:52.176	0.966	138,41	14:01:31.320
12 -	1:51.688	0.478	139,01	14:03:23.008
13 -	1:51.496 (2)	0.286	139,25	14:05:14.504
14 -	1:51.534	0.324	139,21	14:07:06.038
15 -	1:51.500 (3)	0.290	139,25	14:08:57.538
16 -	1:51.210 (1)		139,61	14:10:48.748
17 -	1:52.181	0.971	138,40	14:12:40.929

P8 96 PACO MORALES				
LAP	LAP TIME	DIFF	KPH	TIME OF DAY
1 -	2:05.274	13.808	123,94	13:42:46.477
2 -	1:54.034	2.568	136,15	13:44:40.511
3 -	1:53.474	2.008	136,83	13:46:33.985
4 -	1:52.970	1.504	137,44	13:48:26.955
5 -	1:52.157	0.691	138,43	13:50:19.112
6 -	1:52.266	0.800	138,30	13:52:11.378
7 -	1:51.859	0.393	138,80	13:54:03.237
8 -	1:51.618 (2)	0.152	139,10	13:55:54.855
9 -	1:51.466 (1)		139,29	13:57:46.321
10 -	1:53.313	1.847	137,02	13:59:39.634
11 -	1:52.239	0.773	138,33	14:01:31.873
12 -	1:51.659 (3)	0.193	139,05	14:03:23.532
13 -	1:51.770	0.304	138,91	14:05:15.302
14 -	1:51.832	0.366	138,84	14:07:07.134
15 -	1:52.779	1.313	137,67	14:08:59.913
16 -	1:53.038	1.572	137,35	14:10:52.951
17 -	1:53.798	2.332	136,44	14:12:46.749

P9 13 VILLE VALTONEN				
LAP	LAP TIME	DIFF	KPH	TIME OF DAY
1 -	2:04.158	12.211	125,05	13:42:45.361
2 -	1:54.772	2.825	135,28	13:44:40.133
3 -	1:53.446	1.499	136,86	13:46:33.579
4 -	1:53.292	1.345	137,05	13:48:26.871
5 -	1:53.399	1.452	136,92	13:50:20.270
6 -	1:53.481	1.534	136,82	13:52:13.751
7 -	1:52.256 (2)	0.309	138,31	13:54:06.007
8 -	1:53.248	1.301	137,10	13:55:59.255
9 -	1:52.433	0.486	138,09	13:57:51.688
10 -	1:52.657	0.710	137,82	13:59:44.345
11 -	1:52.628	0.681	137,85	14:01:36.973
12 -	1:52.275 (3)	0.328	138,29	14:03:29.248
13 -	1:52.388	0.441	138,15	14:05:21.636
14 -	1:52.487	0.540	138,03	14:07:14.123
15 -	1:52.573	0.626	137,92	14:09:06.696
16 -	1:51.947 (1)		138,69	14:10:58.643
17 -	1:52.644	0.697	137,83	14:12:51.287

DIFF = Difference To Personal Best Lap

P10 26 DANIEL SAEZ				
LAP	LAP TIME	DIFF	KPH	TIME OF DAY
1 -	2:03.838	11.679	125,37	13:42:45.041
2 -	1:55.059	2.900	134,94	13:44:40.100
3 -	1:53.288	1.129	137,05	13:46:33.388
4 -	1:53.238	1.079	137,11	13:48:26.626
5 -	1:53.321	1.162	137,01	13:50:19.947
6 -	1:52.835	0.676	137,60	13:52:12.782
7 -	1:53.023	0.864	137,37	13:54:05.805
8 -	1:53.992	1.833	136,20	13:55:59.797
9 -	1:52.546 (3)	0.387	137,95	13:57:52.343
10 -	1:52.548	0.389	137,95	13:59:44.891
11 -	1:52.866	0.707	137,56	14:01:37.757
12 -	1:52.159 (1)		138,43	14:03:29.916
13 -	1:53.131	0.972	137,24	14:05:23.047
14 -	1:52.311 (2)	0.152	138,24	14:07:15.358
15 -	1:53.798	1.639	136,44	14:09:09.156
16 -	1:53.321	1.162	137,01	14:11:02.477
17 -	1:53.441	1.282	136,87	14:12:55.918

P11 83 YERAY RUIZ				
LAP	LAP TIME	DIFF	KPH	TIME OF DAY
1 -	2:04.986	13.202	124,22	13:42:46.189
2 -	1:55.720	3.936	134,17	13:44:41.909
3 -	1:54.669	2.885	135,40	13:46:36.578
4 -	1:55.035	3.251	134,97	13:48:31.613
5 -	1:53.844	2.060	136,38	13:50:25.457
6 -	1:53.444	1.660	136,86	13:52:18.901
7 -	1:52.852	1.068	137,58	13:54:11.753
8 -	1:52.891	1.107	137,53	13:56:04.644
9 -	1:53.026	1.242	137,37	13:57:57.670
10 -	1:52.327 (3)	0.543	138,22	13:59:49.997
11 -	1:52.677	0.893	137,79	14:01:42.674
12 -	1:52.552	0.768	137,95	14:03:35.226
13 -	1:52.938	1.154	137,48	14:05:28.164
14 -	1:53.041	1.257	137,35	14:07:21.205
15 -	1:52.643	0.859	137,84	14:09:13.848
16 -	1:52.112 (2)	0.328	138,49	14:11:05.960
17 -	1:51.784 (1)		138,90	14:12:57.744

P12 37 COREY TINKER				
LAP	LAP TIME	DIFF	KPH	TIME OF DAY
1 -	2:05.507	12.938	123,71	13:42:46.710
2 -	1:56.522	3.953	133,25	13:44:43.232
3 -	1:55.254	2.685	134,71	13:46:38.486
4 -	1:55.303	2.734	134,66	13:48:33.789
5 -	1:54.661	2.092	135,41	13:50:28.450
6 -	1:54.767	2.198	135,28	13:52:23.217
7 -	1:54.000	1.431	136,20	13:54:17.217
8 -	1:54.836	2.267	135,20	13:56:12.053
9 -	1:54.488	1.919	135,61	13:58:06.541
10 -	1:53.590	1.021	136,69	14:00:00.131
11 -	1:54.204	1.635	135,95	14:01:54.335
12 -	1:53.696	1.127	136,56	14:03:48.031
13 -	1:55.757	3.188	134,13	14:05:43.788
14 -	1:54.930	2.361	135,09	14:07:38.718
15 -	1:53.518 (3)	0.949	136,77	14:09:32.236
16 -	1:52.917 (2)	0.348	137,50	14:11:25.153
17 -	1:52.569 (1)		137,93	14:13:17.722

ESBK - Campeonato de España de Superbikes

ESBK - SBK

Carrera 2 - LAP ANALYSIS

DIFF = Difference To Personal Best Lap

P13 52 GUILLEM ERILL				
LAP	LAP TIME	DIFF	KPH	TIME OF DAY
1 -	2:06.799	12.217	122,45	13:42:48.002
2 -	1:57.621	3.039	132,00	13:44:45.623
3 -	1:57.187	2.605	132,49	13:46:42.810
4 -	1:56.494	1.912	133,28	13:48:39.304
5 -	1:56.161	1.579	133,66	13:50:35.465
6 -	1:55.686	1.104	134,21	13:52:31.151
7 -	1:55.866	1.284	134,00	13:54:27.017
8 -	1:55.764	1.182	134,12	13:56:22.781
9 -	1:56.514	1.932	133,26	13:58:19.295
10 -	1:55.125 (3)	0.543	134,86	14:00:14.420
11 -	1:54.760 (2)	0.178	135,29	14:02:09.180
12 -	1:54.582 (1)		135,50	14:04:03.762
13 -	1:57.170	2.588	132,51	14:06:00.932
14 -	1:55.895	1.313	133,97	14:07:56.827
15 -	1:55.441	0.859	134,49	14:09:52.268
16 -	1:55.251	0.669	134,72	14:11:47.519
17 -	1:55.721	1.139	134,17	14:13:43.240

DIFF = Difference To Personal Best Lap

P14 4 JAVIER ARTIME				
LAP	LAP TIME	DIFF	KPH	TIME OF DAY
1 -	2:13.622	13.594	116,19	13:42:54.825
2 -	2:06.493	6.465	122,74	13:45:01.318
3 -	2:04.992	4.964	124,22	13:47:06.310
4 -	2:04.563	4.535	124,65	13:49:10.873
5 -	2:03.728	3.700	125,49	13:51:14.601
6 -	2:03.247	3.219	125,98	13:53:17.848
7 -	2:03.401	3.373	125,82	13:55:21.249
8 -	2:03.772	3.744	125,44	13:57:25.021
9 -	2:09.525	9.497	119,87	13:59:34.546
10 -	2:05.621	5.593	123,60	14:01:40.167
11 -	2:01.625	1.597	127,66	14:03:41.792
12 -	2:02.282	2.254	126,97	14:05:44.074
13 -	2:00.214 (2)	0.186	129,15	14:07:44.288
14 -	2:00.221 (3)	0.193	129,15	14:09:44.509
15 -	2:00.028 (1)		129,35	14:11:44.537
16 -	2:01.092	1.064	128,22	14:13:45.629

P15 38 OLA NESBAKKEN				
LAP	LAP TIME	DIFF	KPH	TIME OF DAY
1 -	2:14.886	15.163	115,11	13:42:56.089
2 -	2:06.451	6.728	122,78	13:45:02.540
3 -	2:07.994	8.271	121,30	13:47:10.534
4 -	2:03.564	3.841	125,65	13:49:14.098
5 -	2:03.772	4.049	125,44	13:51:17.870
6 -	2:04.297	4.574	124,91	13:53:22.167
7 -	2:02.461	2.738	126,78	13:55:24.628
8 -	2:07.739	8.016	121,55	13:57:32.367
9 -	2:03.804	4.081	125,41	13:59:36.171
10 -	2:04.761	5.038	124,45	14:01:40.932
11 -	2:02.951	3.228	126,28	14:03:43.883
12 -	2:01.176	1.453	128,13	14:05:45.059
13 -	2:00.555	0.832	128,79	14:07:45.614
14 -	2:00.086 (2)	0.363	129,29	14:09:45.700
15 -	1:59.723 (1)		129,68	14:11:45.423
16 -	2:00.352 (3)	0.629	129,01	14:13:45.775

P16 93 MATHIAS POULSEN				
LAP	LAP TIME	DIFF	KPH	TIME OF DAY
1 -	2:13.468 (2)	5.980	116,33	13:42:54.671
2 -	2:07.488 (1)		121,79	13:45:02.159

ESBK - Campeonato de España de Superbikes

ESBK - SBK

Carrera 2 - LAP CHART

LAP 1 @ 13:42:40.263		
NO	BEHIND	LAP TIME

44		1:59.060
40	0.340	1:59.400
10	0.605	1:59.665
1	0.823	1:59.883
53	2.363	2:01.423
12	2.531	2:01.591
21	3.893	2:02.953
26	4.778	2:03.838
13	5.098	2:04.158
83	5.926	2:04.986
96	6.214	2:05.274
37	6.447	2:05.507
52	7.739	2:06.799
93	14.408	2:13.468
4	14.562	2:13.622
38	15.826	2:14.886

LAP 2 @ 13:44:32.829		
NO	BEHIND	LAP TIME

44		1:52.566
40	0.318	1:52.544
1	0.764	1:52.507
10	0.893	1:52.854
53	3.455	1:53.658
12	4.434	1:54.469
21	5.545	1:54.218
26	7.271	1:55.059
13	7.304	1:54.772
96	7.682	1:54.034
83	9.080	1:55.720
37	10.403	1:56.522
52	12.794	1:57.621
4	28.489	2:06.493
93	29.330	2:07.488
38	29.711	2:06.451

LAP 3 @ 13:46:24.278		
NO	BEHIND	LAP TIME

44		1:51.449
40	0.382	1:51.513
1	1.036	1:51.721
10	1.396	1:51.952
53	4.026	1:52.020
12	5.396	1:52.411
21	7.913	1:53.817
26	9.110	1:53.288
13	9.301	1:53.446
96	9.707	1:53.474
83	12.300	1:54.669
37	14.208	1:55.254
52	18.532	1:57.187
4	42.032	2:04.992
38	46.256	2:07.994

LAP 4 @ 13:48:15.110		
NO	BEHIND	LAP TIME

44		1:50.832
40	0.444	1:50.894
1	0.622	1:50.418
10	1.288	1:50.724
53	4.072	1:50.878

12	6.495	1:51.931
21	10.710	1:53.629
26	11.516	1:53.238
13	11.761	1:53.292
96	11.845	1:52.970
83	16.503	1:55.035
37	18.679	1:55.303
52	24.194	1:56.494
4	55.763	2:04.563
38	58.988	2:03.564

LAP 5 @ 13:50:05.503		
NO	BEHIND	LAP TIME

44		1:50.393
1	0.109	1:49.880
40	0.808	1:50.757
10	1.099	1:50.204
53	3.646	1:49.967
12	8.058	1:51.956
21	13.241	1:52.924
96	13.609	1:52.157
26	14.444	1:53.321
13	14.767	1:53.399
83	19.954	1:53.844
37	22.947	1:54.661
52	29.962	1:56.161
4	1:09.098	2:03.728
38	1:12.367	2:03.772

LAP 6 @ 13:51:55.751		
NO	BEHIND	LAP TIME

44		1:50.248
1	0.099	1:50.238
40	0.897	1:50.337
10	1.062	1:50.211
53	3.819	1:50.421
12	8.902	1:51.092
21	15.613	1:52.620
96	15.627	1:52.266
26	17.031	1:52.835
13	18.000	1:53.481
83	23.150	1:53.444
37	27.466	1:54.767
52	35.400	1:55.686
4	1:22.097	2:03.247
38	1:26.416	2:04.297

LAP 7 @ 13:53:46.074		
NO	BEHIND	LAP TIME

44		1:50.323
1	0.199	1:50.423
40	0.794	1:50.220
10	1.815	1:51.076
53	2.943	1:49.447
12	9.592	1:51.013
96	17.163	1:51.859
21	17.394	1:52.104
26	19.731	1:53.023
13	19.933	1:52.256
83	25.679	1:52.852
37	31.143	1:54.000
52	40.943	1:55.866
4	1:35.175	2:03.401
38	1:38.554	2:02.461

LAP 8 @ 13:55:36.835		
NO	BEHIND	LAP TIME

1		1:50.562
44	0.216	1:50.977
40	0.444	1:50.411
53	2.232	1:50.050
10	2.859	1:51.805
12	9.644	1:50.813
96	18.020	1:51.618
21	18.827	1:52.194
13	22.420	1:53.248
26	22.962	1:53.992
83	27.809	1:52.891
37	35.218	1:54.836
52	45.946	1:55.764
4	1:48.186	2:03.772

LAP 9 @ 13:57:25.461		
NO	BEHIND	LAP TIME

1		1:48.626
44	1.291	1:49.701
40	1.879	1:50.061
53	3.788	1:50.182
10	5.412	1:51.179
38	1 Lap	2:07.739
12	11.149	1:50.131
96	20.860	1:51.466
21	21.734	1:51.533
13	26.227	1:52.433
26	26.882	1:52.546
83	32.209	1:53.026
37	41.080	1:54.488
52	53.834	1:56.514

LAP 10 @ 13:59:14.921		
NO	BEHIND	LAP TIME

1		1:49.460
44	1.308	1:49.477
40	2.174	1:49.755
53	3.413	1:49.085
10	6.677	1:50.725
12	11.934	1:50.245
4	1 Lap	2:09.525
38	1 Lap	2:03.804
21	24.223	1:51.949
96	24.713	1:53.313
13	29.424	1:52.657
26	29.970	1:52.548
83	35.076	1:52.327
37	45.210	1:53.590
52	59.499	1:55.125

LAP 11 @ 14:01:03.670		
NO	BEHIND	LAP TIME

1		1:48.749
44	1.368	1:48.809
40	2.708	1:49.283
53	3.684	1:49.020
10	9.203	1:51.275
12	13.216	1:50.031
21	27.650	1:52.176
96	28.203	1:52.239
13	33.303	1:52.628

26	34.087	1:52.866
4	1 Lap	2:05.621
38	1 Lap	2:04.761
83	39.004	1:52.677
37	50.665	1:54.204
52	1:05.510	1:54.760

LAP 12 @ 14:02:51.697		
NO	BEHIND	LAP TIME

1		1:48.027
44	2.022	1:48.681
40	4.041	1:49.360
53	4.470	1:48.813
10	11.626	1:50.450
12	14.587	1:49.398
21	31.311	1:51.688
96	31.835	1:51.659
13	37.551	1:52.275
26	38.219	1:52.159
83	43.529	1:52.552
4	1 Lap	2:01.625
38	1 Lap	2:02.951
37	56.334	1:53.696
52	1:12.065	1:54.582

LAP 13 @ 14:04:39.724		
NO	BEHIND	LAP TIME

1		1:48.027
44	2.962	1:48.967
40	5.382	1:49.368
53	5.691	1:49.248
10	13.396	1:49.797
12	15.760	1:49.200
21	34.780	1:51.496
96	35.578	1:51.770
13	41.912	1:52.388
26	43.323	1:53.131
83	48.440	1:52.938
37	1:04.064	1:55.757
4	1 Lap	2:02.282
38	1 Lap	2:01.176
52	1:21.208	1:57.170

LAP 14 @ 14:06:28.091		
NO	BEHIND	LAP TIME

1		1:48.367
44	3.951	1:49.356
53	6.574	1:49.250
40	6.884	1:49.869
10	14.786	1:49.757
12	16.061	1:48.668
21	37.947	1:51.534
96	39.043	1:51.832
13	46.032	1:52.487
26	47.267	1:52.311
83	53.114	1:53.041
37	1:10.627	1:54.930
4	1 Lap	2:00.214
38	1 Lap	2:00.555
52	1:28.736	1:55.895

LAP 15 @ 14:08:16.850		
NO	BEHIND	LAP TIME

1		1:48.759
44	4.388	1:49.196
53	6.792	1:48.977
40	7.540	1:49.415
12	16.784	1:49.482
10	16.971	1:50.944
21	40.688	1:51.500
96	43.063	1:52.779
13	49.846	1:52.573
26	52.306	1:53.798
83	56.998	1:52.643
37	1:15.386	1:53.518
4	1 Lap	2:00.221
38	1 Lap	2:00.086
52	1:35.418	1:55.441

LAP 16 @ 14:10:05.941		
NO	BEHIND	LAP TIME

1		1:49.091
44	4.541	1:49.244
53	6.478	1:48.777
40	7.246	1:48.797
12	17.039	1:49.346
10	18.630	1:50.750
21	42.807	1:51.210
96	47.010	1:53.038
13	52.702	1:51.947
26	56.536	1:53.321
83	1:00.019	1:52.112
37	1:19.212	1:52.917
4	1 Lap	2:00.028
38	1 Lap	1:59.723
52	1:41.578	1:55.251

LAP 17 @ 14:11:56.072		
NO	BEHIND	LAP TIME

1		1:50.131
44	4.174	1:49.764
53	5.745	1:49.398
40	7.231	1:50.116
12	17.446	1:50.538
10	20.551	1:52.052
21	44.857	1:52.181
96	50.677	1:53.798
13	55.215	1:52.644
26	59.846	1:53.441
83	1:01.672	1:51.784
37	1:21.650	1:52.569
52	1:47.168	1:55.721
4	1 Lap	2:01.092
38	1 Lap	2:00.352

ESBK - Campeonato de España de Superbikes

ESBK - SBK

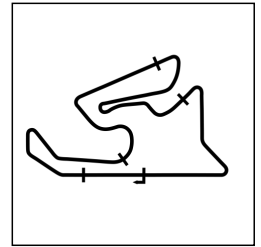
Carrera 2 - POSITION CHART

No	Name	Lap Pos																	
			1	2	3	4	5	6	7	8	9	10	11	12	13	14	15	16	17
44	ODENDAAL	1	44	44	44	44	44	44	44	1	1	1	1	1	1	1	1	1	1
10	ORRADRE	2	40	40	40	40	1	1	1	44	44	44	44	44	44	44	44	44	44
40	RAMOS	3	10	1	1	1	40	40	40	40	40	40	40	40	40	53	53	53	53
1	LOPES	4	1	10	10	10	10	10	10	53	53	53	53	53	53	40	40	40	40
21	MONTERO	5	53	53	53	53	53	53	53	10	10	10	10	10	10	10	12	12	12
12	GOMEZ	6	12	12	12	12	12	12	12	12	12	12	12	12	12	12	10	10	10
26	SAEZ	7	21	21	21	21	21	21	96	96	96	21	21	21	21	21	21	21	21
13	VALTONEN	8	26	26	26	26	96	96	21	21	21	96	96	96	96	96	96	96	96
83	RUIZ	9	13	13	13	13	26	26	26	13	13	13	13	13	13	13	13	13	13
53	RABAT	10	83	96	96	96	13	13	13	26	26	26	26	26	26	26	26	26	26
37	TINKER	11	96	83	83	83	83	83	83	83	83	83	83	83	83	83	83	83	83
96	MORALES	12	37	37	37	37	37	37	37	37	37	37	37	37	37	37	37	37	37
4	ARTIME	13	52	52	52	52	52	52	52	52	52	52	52	52	52	52	52	52	52
52	ERILL	14	93	4	4	4	4	4	4	4	4	4	4	4	4	4	4	4	4
93	POULSEN	15	4	93	38	38	38	38	38	38	38	38	38	38	38	38	38	38	38
38	NESBAKKEN	16	38	38															

ESBK - Campeonato de España de Superbikes

ESBK - SBK

Carrera 2 - SECTOR ANALYSIS



SECTOR 1 = FL to I1, SECTOR 2 = I1 to I2 SECTOR 3 = I2 to I3, SECTOR 4 = I3 to FL, DIFF = Difference To Personal Best Lap, P = Crossed Finish Line in Pit Lane

P1		1 SBK		IVO LOPES		- BMW EASYRACE TEAM			
IDEAL LAP TIME : 1:47.849		BEST LAP TIME : 1:48.027		DIFFERENCE : 0.178					
LAP	SECTOR 1	SECTOR 2	SECTOR 3	SECTOR 4	SPEED TRAP	LAP TIME	KPH	DIFF	TIME OF DAY
1 -		24.912	34.237	26.131	187,6	1:59.883	129,51	11.856	13:42:41.086
2 -	28.459	24.347	33.791	25.910	218,7	1:52.507	138,00	4.480	13:44:33.593
3 -	28.025	24.323	33.749	25.624	216,3	1:51.721	138,97	3.694	13:46:25.314
4 -	27.751	23.966	33.575	25.126	217,5	1:50.418	140,61	2.391	13:48:15.732
5 -	27.512	23.894	33.299	25.175	218,7	1:49.880	141,30	1.853	13:50:05.612
6 -	27.784	23.987	33.215	25.252	220,0	1:50.238	140,84	2.211	13:51:55.850
7 -	27.625	23.980	33.233	25.585	223,7	1:50.423	140,61	2.396	13:53:46.273
8 -	27.401	23.893	33.616	25.652	235,7	1:50.562	140,43	2.535	13:55:36.835
9 -	27.152	23.675	32.681	25.118	245,9	1:48.626	142,93	0.599	13:57:25.461
10 -	27.246	23.887	33.164	25.163	237,1	1:49.460	141,84	1.433	13:59:14.921
11 -	26.979	23.684	32.982	25.104	247,5	1:48.749	142,77	0.722	14:01:03.670
12 -	26.838	23.573	32.579	25.037	247,5	1:48.027 (1)	143,73		14:02:51.697
13 -	26.740	23.609	32.665	25.013	252,2	1:48.027 (1)	143,73		14:04:39.724
14 -	26.684	23.593	32.929	25.161	250,6	1:48.367 (3)	143,27	0.340	14:06:28.091
15 -	26.837	23.664	32.917	25.341	252,2	1:48.759	142,76	0.732	14:08:16.850
16 -	27.019	23.782	33.094	25.196	247,5	1:49.091	142,32	1.064	14:10:05.941
17 -	27.149	23.939	33.270	25.773	245,9	1:50.131	140,98	2.104	14:11:56.072

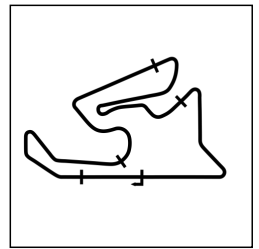
P2		44 SBK		STEVEN ODENDAAL		YAMAHA - NEW2 PROJECT			
IDEAL LAP TIME : 1:48.397		BEST LAP TIME : 1:48.681		DIFFERENCE : 0.284					
LAP	SECTOR 1	SECTOR 2	SECTOR 3	SECTOR 4	SPEED TRAP	LAP TIME	KPH	DIFF	TIME OF DAY
1 -		25.039	34.141	26.041	202,0	1:59.060	130,41	10.379	13:42:40.263
2 -	28.517	24.498	33.616	25.935	223,7	1:52.566	137,93	3.885	13:44:32.829
3 -	28.128	24.367	33.191	25.763	228,9	1:51.449	139,31	2.768	13:46:24.278
4 -	27.856	24.181	33.166	25.629	237,1	1:50.832	140,09	2.151	13:48:15.110
5 -	27.545	24.155	32.953	25.740	242,9	1:50.393	140,65	1.712	13:50:05.503
6 -	27.574	24.053	32.934	25.687	238,5	1:50.248	140,83	1.567	13:51:55.751
7 -	27.452	24.056	33.036	25.779	241,4	1:50.323	140,73	1.642	13:53:46.074
8 -	27.407	23.937	33.760	25.873	245,9	1:50.977	139,91	2.296	13:55:37.051
9 -	27.350	23.829	32.859	25.663	241,4	1:49.701	141,53	1.020	13:57:26.752
10 -	27.208	23.931	32.979	25.359	235,7	1:49.477	141,82	0.796	13:59:16.229
11 -	26.978	23.792	32.602	25.437	247,5	1:48.809 (2)	142,69	0.128	14:01:05.038
12 -	26.894	23.721	32.646	25.420	257,1	1:48.681 (1)	142,86		14:02:53.719
13 -	26.790	23.778	32.792	25.607	250,6	1:48.967 (3)	142,49	0.286	14:04:42.686
14 -	27.050	24.056	32.761	25.489	250,6	1:49.356	141,98	0.675	14:06:32.042
15 -	27.029	23.646	32.860	25.661	255,4	1:49.196	142,19	0.515	14:08:21.238
16 -	26.984	23.736	33.041	25.483	252,2	1:49.244	142,12	0.563	14:10:10.482
17 -	27.259	23.783	33.241	25.481	242,9	1:49.764	141,45	1.083	14:12:00.246

P3		53 SBK		ESTEVE RABAT		KAWASAKI -			
IDEAL LAP TIME : 1:48.441		BEST LAP TIME : 1:48.777		DIFFERENCE : 0.336					
LAP	SECTOR 1	SECTOR 2	SECTOR 3	SECTOR 4	SPEED TRAP	LAP TIME	KPH	DIFF	TIME OF DAY
1 -		25.374	34.232	26.154	189,4	2:01.423	127,87	12.646	13:42:42.626
2 -	28.525	24.832	34.111	26.190	227,5	1:53.658	136,60	4.881	13:44:36.284
3 -	28.173	24.395	33.500	25.952	221,2	1:52.020	138,60	3.243	13:46:28.304
4 -	27.931	24.225	33.109	25.613	238,5	1:50.878	140,03	2.101	13:48:19.182
5 -	27.695	23.894	32.887	25.491	241,4	1:49.967	141,19	1.190	13:50:09.149
6 -	27.675	24.169	33.068	25.509	237,1	1:50.421	140,61	1.644	13:51:59.570
7 -	27.364	23.733	32.935	25.415	244,4	1:49.447	141,86	0.670	13:53:49.017
8 -	27.218	24.064	33.083	25.685	244,4	1:50.050	141,08	1.273	13:55:39.067
9 -	27.582	24.192	32.977	25.431	247,5	1:50.182	140,91	1.405	13:57:29.249
10 -	27.140	23.860	32.750	25.335	244,4	1:49.085	142,33	0.308	13:59:18.334
11 -	27.010	23.862	32.748	25.400	252,2	1:49.020	142,42	0.243	14:01:07.354
12 -	26.978	23.824	32.630	25.381	255,4	1:48.813 (2)	142,69	0.036	14:02:56.167
13 -	27.186	23.840	32.782	25.440	237,1	1:49.248	142,12	0.471	14:04:45.415
14 -	27.114	24.011	32.718	25.407	237,1	1:49.250	142,12	0.473	14:06:34.665
15 -	26.989	23.915	32.680	25.393	257,1	1:48.977 (3)	142,47	0.200	14:08:23.642
16 -	26.790	24.069	32.599	25.319	252,2	1:48.777 (1)	142,73		14:10:12.419
17 -	27.027	24.032	32.826	25.513	260,5	1:49.398	141,92	0.621	14:12:01.817

ESBK - Campeonato de España de Superbikes

ESBK - SBK

Carrera 2 - SECTOR ANALYSIS



SECTOR 1 = FL to I1, SECTOR 2 = I1 to I2 SECTOR 3 = I2 to I3, SECTOR 4 = I3 to FL, DIFF = Difference To Personal Best Lap, P = Crossed Finish Line in Pit Lane

P4 40 SBK ROMAN RAMOS		KAWASAKI - KAWASAKI PALMETO PL RACING							
IDEAL LAP TIME : 1:48.600		BEST LAP TIME : 1:48.797			DIFFERENCE : 0.197				
LAP	SECTOR 1	SECTOR 2	SECTOR 3	SECTOR 4	SPEED TRAP	LAP TIME	KPH	DIFF	TIME OF DAY
1 -		25.117	34.203	26.098	197,0	1:59.400	130,03	10.603	13:42:40.603
2 -	28.415	24.561	33.704	25.864	212,9	1:52.544	137,96	3.747	13:44:33.147
3 -	28.084	24.313	33.416	25.700	218,7	1:51.513	139,23	2.716	13:46:24.660
4 -	27.873	24.252	33.253	25.516	222,4	1:50.894	140,01	2.097	13:48:15.554
5 -	27.974	24.137	33.023	25.623	228,9	1:50.757	140,18	1.960	13:50:06.311
6 -	27.586	23.978	33.217	25.556	226,2	1:50.337	140,72	1.540	13:51:56.648
7 -	27.497	24.057	33.066	25.600	225,0	1:50.220	140,87	1.423	13:53:46.868
8 -	27.424	23.978	33.277	25.732	234,3	1:50.411	140,62	1.614	13:55:37.279
9 -	27.708	23.947	32.836	25.570	225,0	1:50.061	141,07	1.264	13:57:27.340
10 -	27.498	23.843	32.837	25.577	234,3	1:49.755	141,46	0.958	13:59:17.095
11 -	27.129	23.871	32.811	25.472	235,7	1:49.283 (2)	142,07	0.486	14:01:06.378
12 -	27.321	23.699	32.909	25.431	242,9	1:49.360 (3)	141,97	0.563	14:02:55.738
13 -	27.175	23.920	32.737	25.536	231,5	1:49.368	141,96	0.571	14:04:45.106
14 -	27.201	23.957	33.195	25.516	231,5	1:49.869	141,32	1.072	14:06:34.975
15 -	27.205	24.085	32.678	25.447	241,4	1:49.415	141,90	0.618	14:08:24.390
16 -	27.095	23.747	32.639	25.316	237,1	1:48.797 (1)	142,71		14:10:13.187
17 -	27.018	23.831	32.567	26.700	242,9	1:50.116	141,00	1.319	14:12:03.303

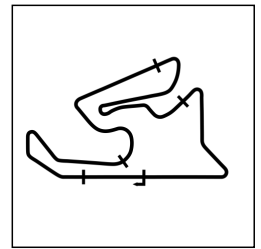
P5 12 SBK BORJA GOMEZ		- TEAM HONDA LAGLISSE							
IDEAL LAP TIME : 1:48.467		BEST LAP TIME : 1:48.668			DIFFERENCE : 0.201				
LAP	SECTOR 1	SECTOR 2	SECTOR 3	SECTOR 4	SPEED TRAP	LAP TIME	KPH	DIFF	TIME OF DAY
1 -		25.033	34.713	26.815	181,6	2:01.591	127,69	12.923	13:42:42.794
2 -	29.371	24.553	34.274	26.271	206,2	1:54.469	135,64	5.801	13:44:37.263
3 -	28.529	24.253	33.738	25.891	211,7	1:52.411	138,12	3.743	13:46:29.674
4 -	28.433	24.257	33.383	25.858	217,5	1:51.931	138,71	3.263	13:48:21.605
5 -	28.051	24.407	33.521	25.977	221,2	1:51.956	138,68	3.288	13:50:13.561
6 -	28.055	24.000	33.377	25.660	223,7	1:51.092	139,76	2.424	13:52:04.653
7 -	27.964	24.078	33.248	25.723	223,7	1:51.013	139,86	2.345	13:53:55.666
8 -	27.876	24.061	33.218	25.658	220,0	1:50.813	140,11	2.145	13:55:46.479
9 -	27.654	23.963	32.914	25.600	226,2	1:50.131	140,98	1.463	13:57:36.610
10 -	27.667	24.358	32.800	25.420	230,2	1:50.245	140,83	1.577	13:59:26.855
11 -	27.467	23.988	33.056	25.520	228,9	1:50.031	141,11	1.363	14:01:16.886
12 -	27.357	23.865	32.851	25.325	237,1	1:49.398	141,92	0.730	14:03:06.284
13 -	27.251	23.714	32.966	25.269	234,3	1:49.200 (2)	142,18	0.532	14:04:55.484
14 -	27.235	23.580	32.469	25.384	237,1	1:48.668 (1)	142,88		14:06:44.152
15 -	27.149	23.751	32.942	25.640	231,5	1:49.482	141,82	0.814	14:08:33.634
16 -	27.483	23.746	32.707	25.410	228,9	1:49.346 (3)	141,99	0.678	14:10:22.980
17 -	27.617	24.039	32.972	25.910	230,2	1:50.538	140,46	1.870	14:12:13.518

P6 10 SBK UNAI ORRADRE		- TEAM HONDA LAGLISSE							
IDEAL LAP TIME : 1:49.346		BEST LAP TIME : 1:49.757			DIFFERENCE : 0.411				
LAP	SECTOR 1	SECTOR 2	SECTOR 3	SECTOR 4	SPEED TRAP	LAP TIME	KPH	DIFF	TIME OF DAY
1 -		25.295	34.294	25.813	197,0	1:59.665	129,75	9.908	13:42:40.868
2 -	28.397	24.700	33.757	26.000	216,3	1:52.854	137,58	3.097	13:44:33.722
3 -	28.096	24.458	33.479	25.919	222,4	1:51.952	138,69	2.195	13:46:25.674
4 -	27.722	24.267	33.207	25.528	227,5	1:50.724	140,22	0.967	13:48:16.398
5 -	27.556	24.289	32.976	25.383	231,5	1:50.204 (3)	140,89	0.447	13:50:06.602
6 -	27.543	24.209	32.919	25.540	231,5	1:50.211	140,88	0.454	13:51:56.813
7 -	27.482	24.141	32.993	26.460	223,7	1:51.076	139,78	1.319	13:53:47.889
8 -	27.521	24.338	33.462	26.484	234,3	1:51.805	138,87	2.048	13:55:39.694
9 -	27.405	24.573	33.281	25.920	240,0	1:51.179	139,65	1.422	13:57:30.873
10 -	27.418	24.352	33.231	25.724	240,0	1:50.725	140,22	0.968	13:59:21.598
11 -	27.506	24.391	33.545	25.833	240,0	1:51.275	139,53	1.518	14:01:12.873
12 -	27.312	24.143	33.284	25.711	242,9	1:50.450	140,57	0.693	14:03:03.323
13 -	27.089	24.077	33.024	25.607	249,0	1:49.797 (2)	141,41	0.040	14:04:53.120
14 -	27.157	23.955	33.021	25.624	247,5	1:49.757 (1)	141,46		14:06:42.877
15 -	27.192	24.540	33.183	26.029	245,9	1:50.944	139,95	1.187	14:08:33.821
16 -	27.540	24.039	33.310	25.861	231,5	1:50.750	140,19	0.993	14:10:24.571
17 -	27.501	24.452	33.644	26.455	244,4	1:52.052	138,56	2.295	14:12:16.623

ESBK - Campeonato de España de Superbikes

ESBK - SBK

Carrera 2 - SECTOR ANALYSIS



SECTOR 1 = FL to I1, SECTOR 2 = I1 to I2 SECTOR 3 = I2 to I3, SECTOR 4 = I3 to FL, DIFF = Difference To Personal Best Lap, P = Crossed Finish Line in Pit Lane

P7 21 STCK100 EDUARDO MONTERO					- TEAM HONDA LAGLISSE				
IDEAL LAP TIME : 1:51.147		BEST LAP TIME : 1:51.210		DIFFERENCE : 0.063					
LAP	SECTOR 1	SECTOR 2	SECTOR 3	SECTOR 4	SPEED TRAP	LAP TIME	KPH	DIFF	TIME OF DAY
1 -		25.759	34.507	26.850	178,3	2:02.953	126,28	11.743	13:42:44.156
2 -	28.756	24.883	34.145	26.434	226,2	1:54.218	135,94	3.008	13:44:38.374
3 -	28.684	24.824	34.042	26.267	217,5	1:53.817	136,41	2.607	13:46:32.191
4 -	28.408	24.667	34.125	26.429	231,5	1:53.629	136,64	2.419	13:48:25.820
5 -	28.218	24.573	33.929	26.204	232,9	1:52.924	137,49	1.714	13:50:18.744
6 -	28.166	24.499	33.690	26.265	228,9	1:52.620	137,86	1.410	13:52:11.364
7 -	27.936	24.498	33.408	26.262	238,5	1:52.104	138,50	0.894	13:54:03.468
8 -	27.985	24.827	33.378	26.004	242,9	1:52.194	138,39	0.984	13:55:55.662
9 -	27.824	24.372	33.438	25.899	235,7	1:51.533	139,21	0.323	13:57:47.195
10 -	27.637	24.495	33.890	25.927	238,5	1:51.949	138,69	0.739	13:59:39.144
11 -	28.162	24.454	33.470	26.090	234,3	1:52.176	138,41	0.966	14:01:31.320
12 -	27.811	24.453	33.459	25.965	234,3	1:51.688	139,01	0.478	14:03:23.008
13 -	27.607	24.263	33.449	26.177	237,1	1:51.496 (2)	139,25	0.286	14:05:14.504
14 -	27.725	24.282	33.533	25.994	234,3	1:51.534	139,21	0.324	14:07:06.038
15 -	27.749	24.354	33.448	25.949	238,5	1:51.500 (3)	139,25	0.290	14:08:57.538
16 -	27.611	24.282	33.396	25.921	244,4	1:51.210 (1)	139,61		14:10:48.748
17 -	27.755	24.494	33.520	26.412	235,7	1:52.181	138,40	0.971	14:12:40.929

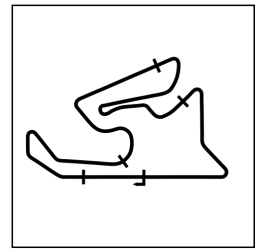
P8 96 STCK100 PACO MORALES					YAMAHA -				
IDEAL LAP TIME : 1:50.887		BEST LAP TIME : 1:51.466		DIFFERENCE : 0.579					
LAP	SECTOR 1	SECTOR 2	SECTOR 3	SECTOR 4	SPEED TRAP	LAP TIME	KPH	DIFF	TIME OF DAY
1 -		26.112	35.322	26.645	170,6	2:05.274	123,94	13.808	13:42:46.477
2 -	29.103	24.814	33.916	26.201	218,7	1:54.034	136,15	2.568	13:44:40.511
3 -	28.736	24.875	33.709	26.154	214,0	1:53.474	136,83	2.008	13:46:33.985
4 -	28.556	24.848	33.623	25.943	226,2	1:52.970	137,44	1.504	13:48:26.955
5 -	28.209	24.508	33.569	25.871	226,2	1:52.157	138,43	0.691	13:50:19.112
6 -	27.992	24.717	33.536	26.021	237,1	1:52.266	138,30	0.800	13:52:11.378
7 -	28.116	24.603	33.134	26.006	228,9	1:51.859	138,80	0.393	13:54:03.237
8 -	27.873	24.376	33.396	25.973	250,6	1:51.618 (2)	139,10	0.152	13:55:54.855
9 -	27.960	24.302	33.324	25.880	244,4	1:51.466 (1)	139,29		13:57:46.321
10 -	27.766	24.878	34.482	26.187	244,4	1:53.313	137,02	1.847	13:59:39.634
11 -	28.006	24.675	33.651	25.907	234,3	1:52.239	138,33	0.773	14:01:31.873
12 -	27.580	24.534	33.328	26.217	241,4	1:51.659 (3)	139,05	0.193	14:03:23.532
13 -	27.764	24.420	33.506	26.080	247,5	1:51.770	138,91	0.304	14:05:15.302
14 -	27.689	24.478	33.651	26.014	247,5	1:51.832	138,84	0.366	14:07:07.134
15 -	27.991	24.468	34.123	26.197	244,4	1:52.779	137,67	1.313	14:08:59.913
16 -	28.144	24.731	33.961	26.202	242,9	1:53.038	137,35	1.572	14:10:52.951
17 -	28.157	24.908	34.342	26.391	242,9	1:53.798	136,44	2.332	14:12:46.749

P9 13 SBK VILLE VALTONEN					-				
IDEAL LAP TIME : 1:51.738		BEST LAP TIME : 1:51.947		DIFFERENCE : 0.209					
LAP	SECTOR 1	SECTOR 2	SECTOR 3	SECTOR 4	SPEED TRAP	LAP TIME	KPH	DIFF	TIME OF DAY
1 -		26.026	35.080	26.740	172,1	2:04.158	125,05	12.211	13:42:45.361
2 -	29.346	25.041	34.310	26.075	210,6	1:54.772	135,28	2.825	13:44:40.133
3 -	28.882	24.763	33.813	25.988	217,5	1:53.446	136,86	1.499	13:46:33.579
4 -	28.776	24.530	33.828	26.158	222,4	1:53.292	137,05	1.345	13:48:26.871
5 -	28.673	24.569	34.061	26.096	225,0	1:53.399	136,92	1.452	13:50:20.270
6 -	28.445	24.516	33.787	26.733	225,0	1:53.481	136,82	1.534	13:52:13.751
7 -	28.182	24.379	33.797	25.898	230,2	1:52.256 (2)	138,31	0.309	13:54:06.007
8 -	28.350	24.839	34.045	26.014	228,9	1:53.248	137,10	1.301	13:55:59.255
9 -	28.250	24.395	33.851	25.937	223,7	1:52.433	138,09	0.486	13:57:51.688
10 -	28.142	24.464	34.073	25.978	231,5	1:52.657	137,82	0.710	13:59:44.345
11 -	27.938	24.410	34.236	26.044	235,7	1:52.628	137,85	0.681	14:01:36.973
12 -	27.913	24.484	34.062	25.816	235,7	1:52.275 (3)	138,29	0.328	14:03:29.248
13 -	27.842	24.393	34.000	26.153	237,1	1:52.388	138,15	0.441	14:05:21.636
14 -	27.940	24.443	34.062	26.042	237,1	1:52.487	138,03	0.540	14:07:14.123
15 -	27.868	24.546	34.139	26.020	237,1	1:52.573	137,92	0.626	14:09:06.696
16 -	27.756	24.420	33.796	25.975	235,7	1:51.947 (1)	138,69		14:10:58.643
17 -	28.039	24.415	34.163	26.027	238,5	1:52.644	137,83	0.697	14:12:51.287

ESBK - Campeonato de España de Superbikes

ESBK - SBK

Carrera 2 - SECTOR ANALYSIS



SECTOR 1 = FL to I1, SECTOR 2 = I1 to I2 SECTOR 3 = I2 to I3, SECTOR 4 = I3 to FL, DIFF = Difference To Personal Best Lap, P = Crossed Finish Line in Pit Lane

P10 26 STCK100 DANIEL SAEZ					YAMAHA - ALMA RACING TEAM				
IDEAL LAP TIME : 1:51.871		BEST LAP TIME : 1:52.159		DIFFERENCE : 0.288					
LAP	SECTOR 1	SECTOR 2	SECTOR 3	SECTOR 4	SPEED TRAP	LAP TIME	KPH	DIFF	TIME OF DAY
1 -		26.074	34.992	26.774	187,6	2:03.838	125,37	11.679	13:42:45.041
2 -	29.304	25.030	34.270	26.455	218,7	1:55.059	134,94	2.900	13:44:40.100
3 -	28.622	24.732	33.771	26.163	228,9	1:53.288	137,05	1.129	13:46:33.388
4 -	28.458	24.716	33.869	26.195	226,2	1:53.238	137,11	1.079	13:48:26.626
5 -	28.221	24.542	34.312	26.246	230,2	1:53.321	137,01	1.162	13:50:19.947
6 -	28.115	24.678	33.820	26.222	232,9	1:52.835	137,60	0.676	13:52:12.782
7 -	28.425	24.722	33.708	26.168	230,2	1:53.023	137,37	0.864	13:54:05.805
8 -	28.316	25.554	33.814	26.308	231,5	1:53.992	136,20	1.833	13:55:59.797
9 -	28.290	24.681	33.491	26.084	218,7	1:52.546 (3)	137,95	0.387	13:57:52.343
10 -	28.371	24.547	33.569	26.061	222,4	1:52.548	137,95	0.389	13:59:44.891
11 -	28.177	24.485	33.929	26.275	230,2	1:52.866	137,56	0.707	14:01:37.757
12 -	27.944	24.743	33.516	25.956	232,9	1:52.159 (1)	138,43		14:03:29.916
13 -	28.289	24.480	34.112	26.250	231,5	1:53.131	137,24	0.972	14:05:23.047
14 -	28.175	24.556	33.525	26.055	231,5	1:52.311 (2)	138,24	0.152	14:07:15.358
15 -	29.362	24.518	33.673	26.245	232,9	1:53.798	136,44	1.639	14:09:09.156
16 -	28.462	24.752	33.772	26.335	234,3	1:53.321	137,01	1.162	14:11:02.477
17 -	28.413	24.693	33.866	26.469	234,3	1:53.441	136,87	1.282	14:12:55.918

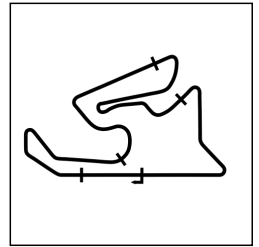
P11 83 STCK100 YERAY RUIZ					YAMAHA - MSR RACING				
IDEAL LAP TIME : 1:51.750		BEST LAP TIME : 1:51.784		DIFFERENCE : 0.034					
LAP	SECTOR 1	SECTOR 2	SECTOR 3	SECTOR 4	SPEED TRAP	LAP TIME	KPH	DIFF	TIME OF DAY
1 -		26.096	35.387	26.831	169,9	2:04.986	124,22	13.202	13:42:46.189
2 -	29.576	24.984	34.454	26.706	223,7	1:55.720	134,17	3.936	13:44:41.909
3 -	29.001	24.744	34.350	26.574	223,7	1:54.669	135,40	2.885	13:46:36.578
4 -	28.866	24.635	34.963	26.571	221,2	1:55.035	134,97	3.251	13:48:31.613
5 -	28.824	24.495	34.201	26.324	222,4	1:53.844	136,38	2.060	13:50:25.457
6 -	28.537	24.658	33.916	26.333	223,7	1:53.444	136,86	1.660	13:52:18.901
7 -	28.381	24.580	33.730	26.161	228,9	1:52.852	137,58	1.068	13:54:11.753
8 -	28.250	24.548	34.037	26.056	230,2	1:52.891	137,53	1.107	13:56:04.644
9 -	28.313	24.684	33.899	26.130	230,2	1:53.026	137,37	1.242	13:57:57.670
10 -	28.123	24.386	33.834	25.984	231,5	1:52.327 (3)	138,22	0.543	13:59:49.997
11 -	28.255	24.397	33.945	26.080	228,9	1:52.677	137,79	0.893	14:01:42.674
12 -	28.244	24.503	33.667	26.138	226,2	1:52.552	137,95	0.768	14:03:35.226
13 -	28.247	24.356	34.166	26.169	230,2	1:52.938	137,48	1.154	14:05:28.164
14 -	28.341	24.476	33.824	26.400	228,9	1:53.041	137,35	1.257	14:07:21.205
15 -	28.160	24.564	33.690	26.229	232,9	1:52.643	137,84	0.859	14:09:13.848
16 -	28.104	24.452	33.656	25.900	238,5	1:52.112 (2)	138,49	0.328	14:11:05.960
17 -	27.963	24.324	33.563	25.934	230,2	1:51.784 (1)	138,90		14:12:57.744

P12 37 STCK100 COREY TINKER					YAMAHA -				
IDEAL LAP TIME : 1:52.458		BEST LAP TIME : 1:52.569		DIFFERENCE : 0.111					
LAP	SECTOR 1	SECTOR 2	SECTOR 3	SECTOR 4	SPEED TRAP	LAP TIME	KPH	DIFF	TIME OF DAY
1 -		26.603	35.256	27.088	176,7	2:05.507	123,71	12.938	13:42:46.710
2 -	29.833	25.346	34.675	26.668	204,1	1:56.522	133,25	3.953	13:44:43.232
3 -	29.338	25.118	34.336	26.462	205,1	1:55.254	134,71	2.685	13:46:38.486
4 -	29.254	25.115	34.381	26.553	218,7	1:55.303	134,66	2.734	13:48:33.789
5 -	28.881	25.185	34.261	26.334	227,5	1:54.661	135,41	2.092	13:50:28.450
6 -	28.995	25.211	34.212	26.349	220,0	1:54.767	135,28	2.198	13:52:23.217
7 -	28.725	25.067	34.040	26.168	226,2	1:54.000	136,20	1.431	13:54:17.217
8 -	29.049	25.214	34.070	26.503	218,7	1:54.836	135,20	2.267	13:56:12.053
9 -	29.066	24.982	34.063	26.377	221,2	1:54.488	135,61	1.919	13:58:06.541
10 -	28.685	24.908	33.777	26.220	231,5	1:53.590	136,69	1.021	14:00:00.131
11 -	28.763	25.119	34.059	26.263	225,0	1:54.204	135,95	1.635	14:01:54.335
12 -	28.644	24.992	33.977	26.083	221,2	1:53.696	136,56	1.127	14:03:48.031
13 -	28.726	25.079	35.056	26.896	225,0	1:55.757	134,13	3.188	14:05:43.788
14 -	29.489	25.175	34.018	26.248	220,0	1:54.930	135,09	2.361	14:07:38.718
15 -	28.920	24.828	33.692	26.078	226,2	1:53.518 (3)	136,77	0.949	14:09:32.236
16 -	28.372	24.743	33.633	26.169	235,7	1:52.917 (2)	137,50	0.348	14:11:25.153
17 -	28.207	24.585	33.744	26.033	234,3	1:52.569 (1)	137,93		14:13:17.722

ESBK - Campeonato de España de Superbikes

ESBK - SBK

Carrera 2 - SECTOR ANALYSIS



SECTOR 1 = FL to I1, SECTOR 2 = I1 to I2 SECTOR 3 = I2 to I3, SECTOR 4 = I3 to FL, DIFF = Difference To Personal Best Lap, P = Crossed Finish Line in Pit Lane

P13 52 STCK100 GUILLEM ERILL					KAWASAKI - DEZA-BOX 77 RACING TEAM				
IDEAL LAP TIME : 1:54.515		BEST LAP TIME : 1:54.582		DIFFERENCE : 0.067					
LAP	SECTOR 1	SECTOR 2	SECTOR 3	SECTOR 4	SPEED TRAP	LAP TIME	KPH	DIFF	TIME OF DAY
1 -		26.445	35.652	27.198	180,0	2:06.799	122,45	12.217	13:42:48.002
2 -	29.644	25.807	35.212	26.958	225,0	1:57.621	132,00	3.039	13:44:45.623
3 -	29.495	25.588	35.038	27.066	222,4	1:57.187	132,49	2.605	13:46:42.810
4 -	29.173	25.314	35.045	26.962	232,9	1:56.494	133,28	1.912	13:48:39.304
5 -	29.117	25.387	34.968	26.689	227,5	1:56.161	133,66	1.579	13:50:35.465
6 -	28.943	25.094	34.850	26.799	223,7	1:55.686	134,21	1.104	13:52:31.151
7 -	28.798	25.325	34.788	26.955	240,0	1:55.866	134,00	1.284	13:54:27.017
8 -	28.800	25.308	34.903	26.753	232,9	1:55.764	134,12	1.182	13:56:22.781
9 -	29.816	25.360	34.672	26.666	244,4	1:56.514	133,26	1.932	13:58:19.295
10 -	28.666	25.107	34.793	26.559	227,5	1:55.125 (3)	134,86	0.543	14:00:14.420
11 -	28.605	25.187	34.456	26.512	237,1	1:54.760 (2)	135,29	0.178	14:02:09.180
12 -	28.640	24.954	34.444	26.544	228,9	1:54.582 (1)	135,50		14:04:03.762
13 -	30.286	25.370	34.696	26.818	245,9	1:57.170	132,51	2.588	14:06:00.932
14 -	29.031	25.433	34.630	26.801	230,2	1:55.895	133,97	1.313	14:07:56.827
15 -	28.620	25.212	34.744	26.865	237,1	1:55.441	134,49	0.859	14:09:52.268
16 -	28.662	25.358	34.662	26.569	245,9	1:55.251	134,72	0.669	14:11:47.519
17 -	28.646	25.410	34.929	26.736	242,9	1:55.721	134,17	1.139	14:13:43.240

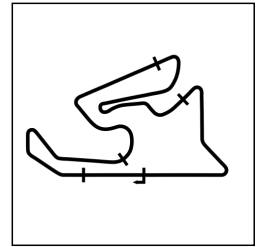
P14 4 STCK100 JAVIER ARTIME					YAMAHA - CERBA PROMORACING TEAM				
IDEAL LAP TIME : 1:59.598		BEST LAP TIME : 2:00.028		DIFFERENCE : 0.430					
LAP	SECTOR 1	SECTOR 2	SECTOR 3	SECTOR 4	SPEED TRAP	LAP TIME	KPH	DIFF	TIME OF DAY
1 -		27.784	37.885	28.819	157,1	2:13.622	116,19	13.594	13:42:54.825
2 -	32.000	27.652	38.456	28.385	196,0	2:06.493	122,74	6.465	13:45:01.318
3 -	32.307	27.012	37.724	27.949	221,2	2:04.992	124,22	4.964	13:47:06.310
4 -	31.839	27.132	37.476	28.116	202,0	2:04.563	124,65	4.535	13:49:10.873
5 -	31.276	27.090	37.378	27.984	212,9	2:03.728	125,49	3.700	13:51:14.601
6 -	30.771	27.249	37.258	27.969	217,5	2:03.247	125,98	3.219	13:53:17.848
7 -	31.502	26.922	37.085	27.892	216,3	2:03.401	125,82	3.373	13:55:21.249
8 -	30.796	26.908	36.973	29.095	216,3	2:03.772	125,44	3.744	13:57:25.021
9 -	36.599	28.256	36.787	27.883	187,6	2:09.525	119,87	9.497	13:59:34.546
10 -	30.765	28.326	36.506	30.024	221,2	2:05.621	123,60	5.593	14:01:40.167
11 -	30.444	27.026	36.512	27.643	221,2	2:01.625	127,66	1.597	14:03:41.792
12 -	30.456	27.086	36.371	28.369	222,4	2:02.282	126,97	2.254	14:05:44.074
13 -	30.344	26.286	36.188	27.396	212,9	2:00.214 (2)	129,15	0.186	14:07:44.288
14 -	30.094	26.336	36.244	27.547	221,2	2:00.221 (3)	129,15	0.193	14:09:44.509
15 -	30.223	26.442	35.919	27.444	225,0	2:00.028 (1)	129,35		14:11:44.537
16 -	30.375	26.189	36.655	27.873	221,2	2:01.092	128,22	1.064	14:13:45.629

P15 38 STCK100 OLA NESBAKKEN					YAMAHA - YAMAHA TEAM SCANDINAVIA				
IDEAL LAP TIME : 1:59.538		BEST LAP TIME : 1:59.723		DIFFERENCE : 0.185					
LAP	SECTOR 1	SECTOR 2	SECTOR 3	SECTOR 4	SPEED TRAP	LAP TIME	KPH	DIFF	TIME OF DAY
1 -		28.067	38.406	28.562	162,2	2:14.886	115,11	15.163	13:42:56.089
2 -	31.916	27.468	38.466	28.601	206,2	2:06.451	122,78	6.728	13:45:02.540
3 -	32.286	27.727	38.836	29.145	202,0	2:07.994	121,30	8.271	13:47:10.534
4 -	30.980	26.719	37.688	28.177	218,7	2:03.564	125,65	3.841	13:49:14.098
5 -	30.748	27.202	37.637	28.185	223,7	2:03.772	125,44	4.049	13:51:17.870
6 -	31.207	27.402	37.665	28.023	218,7	2:04.297	124,91	4.574	13:53:22.167
7 -	30.536	26.582	37.296	28.047	225,0	2:02.461	126,78	2.738	13:55:24.628
8 -	30.662	26.503	37.398	33.176	221,2	2:07.739	121,55	8.016	13:57:32.367
9 -	31.002	27.015	37.381	28.406	216,3	2:03.804	125,41	4.081	13:59:36.171
10 -	31.514	27.549	37.705	27.993	220,0	2:04.761	124,45	5.038	14:01:40.932
11 -	31.511	26.413	37.260	27.767	215,2	2:02.951	126,28	3.228	14:03:43.883
12 -	29.857	26.337	36.866	28.116	230,2	2:01.176	128,13	1.453	14:05:45.059
13 -	30.191	26.037	36.504	27.823	221,2	2:00.555	128,79	0.832	14:07:45.614
14 -	29.917	26.195	36.515	27.459	234,3	2:00.086 (2)	129,29	0.363	14:09:45.700
15 -	29.723	26.072	36.319	27.609	227,5	1:59.723 (1)	129,68		14:11:45.423
16 -	30.023	26.268	36.453	27.608	225,0	2:00.352 (3)	129,01	0.629	14:13:45.775

ESBK - Campeonato de España de Superbikes

ESBK - SBK

Carrera 2 - SECTOR ANALYSIS



SECTOR 1 = FL to I1, SECTOR 2 = I1 to I2 SECTOR 3 = I2 to I3, SECTOR 4 = I3 to FL, DIFF = Difference To Personal Best Lap, P = Crossed Finish Line in Pit Lane

P16 93 SBK		MATHIAS POULSEN			YAMAHA -				
IDEAL LAP TIME : 2:06.918		BEST LAP TIME : 2:07.488			DIFFERENCE : 0.570				
LAP	SECTOR 1	SECTOR 2	SECTOR 3	SECTOR 4	SPEED TRAP	LAP TIME	KPH	DIFF	TIME OF DAY
1 -		27.573	38.509	28.939	165,6	2:13.468 (2)	116,33	5.980	13:42:54.671
2 -	31.897	27.697	38.574	29.320	204,1	2:07.488 (1)	121,79		13:45:02.159

ESBK - Campeonato de España de Superbikes

ESBK - SBK

Carrera 2 - STATISTICS

Competitors Started	16
Planned Start	2024-10-27 @ 13:40:00.000
Actual Start	2024-10-27 @ 13:40:41.202
Finish Time	2024-10-27 @ 14:11:56.071
Track Length	4,313km
Total Laps	255
Total Distance Covered	1099,815km

Session Fastest Lap History

NO	CL	NAME	LAP TIME	TIME OF DAY	LAP	VEHICLE
44	SBK	STEVEN ODENDAAL	1:59.060	13:42:40.258	1	YAMAHA
44	SBK	STEVEN ODENDAAL	1:52.566	13:44:32.825	2	YAMAHA
40	SBK	ROMAN RAMOS	1:52.544	13:44:33.143	2	KAWASAKI
1	SBK	IVO LOPES	1:52.507	13:44:33.593	2	
44	SBK	STEVEN ODENDAAL	1:51.449	13:46:24.274	3	YAMAHA
44	SBK	STEVEN ODENDAAL	1:50.832	13:48:15.106	4	YAMAHA
1	SBK	IVO LOPES	1:50.418	13:48:15.732	4	
44	SBK	STEVEN ODENDAAL	1:50.393	13:50:05.499	5	YAMAHA
1	SBK	IVO LOPES	1:49.880	13:50:05.612	5	
53	SBK	ESTEVE RABAT	1:49.447	13:53:49.012	7	KAWASAKI
1	SBK	IVO LOPES	1:48.626	13:57:25.461	9	
1	SBK	IVO LOPES	1:48.027	14:02:51.697	12	

Session Leader History

NO	CL	NAME	FROM LAP	LAPS LED	DISTANCE	VEHICLE
44	SBK	STEVEN ODENDAAL	1	7	30,19 km	YAMAHA
1	SBK	IVO LOPES	8	10	43,13 km	

Flag History

TYPE	TIME OF DAY
GREEN	13:40:41.202
FINISH	14:11:56.071

Flag Statistics

TYPE	COUNT	TOTAL LAPS	TOTAL TIME
Green	1	17	33:48.924
Red	0	0	0.000
Safety Car	0	0	0.000
FCY	0	0	0.000

ESBK - Campeonato de España de Superbikes

ESBK - SBK

Carrera 2 - STATISTICS

CLASS : SBK

8 Starters

Fastest Lap History

NO	NAME	LAP TIME	TIME OF DAY	LAP	VEHICLE
44	STEVEN ODENDAAL	1:59.060	13:42:40.258	1	YAMAHA
44	STEVEN ODENDAAL	1:52.566	13:44:32.825	2	YAMAHA
40	ROMAN RAMOS	1:52.544	13:44:33.143	2	KAWASAKI
1	IVO LOPES	1:52.507	13:44:33.593	2	
44	STEVEN ODENDAAL	1:51.449	13:46:24.274	3	YAMAHA
44	STEVEN ODENDAAL	1:50.832	13:48:15.106	4	YAMAHA
1	IVO LOPES	1:50.418	13:48:15.732	4	
44	STEVEN ODENDAAL	1:50.393	13:50:05.499	5	YAMAHA
1	IVO LOPES	1:49.880	13:50:05.612	5	
53	ESTEVE RABAT	1:49.447	13:53:49.012	7	KAWASAKI
1	IVO LOPES	1:48.626	13:57:25.461	9	
1	IVO LOPES	1:48.027	14:02:51.697	12	

Leader History

NO	NAME	FROM LAP	LAPS LED	DISTANCE	VEHICLE
44	STEVEN ODENDAAL	1	7	30,19 km	YAMAHA
1	IVO LOPES	8	10	43,13 km	

ESBK - Campeonato de España de Superbikes

ESBK - SBK

Carrera 2 - STATISTICS

CLASS : STCK1000

8 Starters

Fastest Lap History

NO	NAME	LAP TIME	TIME OF DAY	LAP	VEHICLE
21	EDUARDO MONTERO	2:02.953	13:42:44.151	1	
21	EDUARDO MONTERO	1:54.218	13:44:38.369	2	
96	PACO MORALES	1:54.034	13:44:40.517	2	YAMAHA
21	EDUARDO MONTERO	1:53.817	13:46:32.186	3	
26	DANIEL SAEZ	1:53.288	13:46:33.384	3	YAMAHA
26	DANIEL SAEZ	1:53.238	13:48:26.623	4	YAMAHA
96	PACO MORALES	1:52.970	13:48:26.955	4	YAMAHA
21	EDUARDO MONTERO	1:52.924	13:50:18.739	5	
96	PACO MORALES	1:52.157	13:50:19.118	5	YAMAHA
96	PACO MORALES	1:51.859	13:54:03.243	7	YAMAHA
96	PACO MORALES	1:51.618	13:55:54.861	8	YAMAHA
96	PACO MORALES	1:51.466	13:57:46.327	9	YAMAHA
21	EDUARDO MONTERO	1:51.210	14:10:48.743	16	

Leader History

NO	NAME	FROM LAP	LAPS LED	DISTANCE	VEHICLE
21	EDUARDO MONTERO	1	6	25,87 km	
96	PACO MORALES	7	3	12,93 km	YAMAHA
21	EDUARDO MONTERO	10	8	34,50 km	