

ESBK - Campeonato de España de Superbikes
ESBK - SBK
Carrera 1 - CLASSIFICATION
Race Distance: 17 Laps / 73,32 kilometers

POS	NO	CL	PIC	NAME	NAT	ENTRY	LAPS	TIME	GAP	DIFF	KPH	BEST	ON	GRD	↓↑
1	44	SBK	1	STEVEN ODENDAAL	ZAF	YAMAHA - NEW2 PROJECT	17	34:41.064			126,83	2:00.983	13	2	1
2	10	SBK	2	UNAI ORRADRE	ESP	- TEAM HONDA LAGLISSE	17	34:56.780	15.716	15.716	125,88	2:01.666	16	4	2
3	40	SBK	3	ROMAN RAMOS	ESP	KAWASAKI - KAWASAKI PALMETO PL RACING	17	35:03.647	22.583	6.867	125,47	2:01.367	14	5	2
4	1	SBK	4	IVO LOPES	PRT	- BMW EASYRACE TEAM	17	35:05.599	24.535	1.952	125,35	2:01.235	13	9	5
5	21	STCK1000	1	EDUARDO MONTERO	ESP	- TEAM HONDA LAGLISSE	17	35:09.029	27.965	3.430	125,15	2:02.109	12	3	-2
6	12	SBK	5	BORJA GOMEZ	ESP	- TEAM HONDA LAGLISSE	17	35:19.704	38.640	10.675	124,52	2:02.678	17	10	4
7	26	STCK1000	2	DANIEL SAEZ	ESP	YAMAHA - ALMA RACING TEAM	17	35:20.383	39.319	0.679	124,48	2:02.691	17	7	0
8	13	SBK	6	VILLE VALTONEN	FIN	-	17	35:43.219	1:02.155	22.836	123,15	2:02.915	14	8	0
9	83	STCK1000	3	YERAY RUIZ	ESP	YAMAHA - MSR RACING	17	36:34.263	1:53.199	51.044	120,29	2:06.323	14	13	4
10	52	STCK1000	4	GUILLEM ERILL	ESP	KAWASAKI - DEZA-BOX 77 RACING TEAM	16	35:11.461	1 Lap	1 Lap	117,65	2:08.739	15	15	5
11	4	STCK1000	5	JAVIER ARTIME	ESP	YAMAHA - CERBA PROMORACING TEAM	16	35:23.075	1 Lap	1 Lap	117,01	2:09.127	11	14	3
12	38	STCK1000	6	OLA NESBAKKEN	ESP	YAMAHA - YAMAHA TEAM SCANDINAVIA	16	35:48.473	1 Lap	25.398	115,63	2:11.222	6	18	6

NOT CLASSIFIED

DNF	93	SBK		MATHIAS POULSEN	DNK	YAMAHA -	7	15:42.947	10 Laps	9 Laps	115,26	2:11.246	6	17	
DNF	53	SBK		ESTEVE RABAT	ESP	KAWASAKI -	6	12:43.805	11 Laps	1 Lap	121,96	2:03.771	6	6	
DQ	96	STCK1000		PACO MORALES	ESP	YAMAHA -								12	

NOT STARTED

NS	37	STCK1000		COREY TINKER	GBR	YAMAHA -								11	
NS	57	STCK1000		DORIAN DA-RE	FRA	-									

FASTEST LAP

	44	SBK		STEVEN ODENDAAL	ZAF	YAMAHA - NEW2 PROJECT	13	2:00.983			79,74 mph	128,33 kph			
	21	STCK1000		EDUARDO MONTERO	ESP	- TEAM HONDA LAGLISSE	12	2:02.109			79,01 mph	127,15 kph			

Comments:
#96 DESCALIFICADO POR ANOMALIA TECNICA ART.2.6.10.4

Weather / Track : Cloudy / Wet

These results are provisional until the conclusion of any judicial and technical matters.

Date: 26/10/2024 Start: 16:56 Finish: 17:30

Circuito de Navarra: 4,313 km

Race Director:	Stewards:	Timekeeper:	
----------------	-----------	-------------	--

 Results can be found at www.tsl-timing.com

Printed - 18:53 sábado, sábado, 26 de octubre de 2024

ESBK - Campeonato de España de Superbikes

ESBK - SBK

Carrera 1 - CLASSIFICATION BY CLASS

Race Distance: 17 Laps / 73,32 kilometers

CLASS : SBK - SBK

POS	NO	NAME	NAT	ENTRY	LAPS	TIME	GAP	DIFF	KPH	BEST	ON
1	44	STEVEN ODENDAAL	ZAF	YAMAHA - NEW2 PROJECT	17	34:41.064			126,83	2:00.983	13
2	10	UNAI ORRADRE	ESP	- TEAM HONDA LAGLISSE	17	34:56.780	15.716	15.716	125,88	2:01.666	16
3	40	ROMAN RAMOS	ESP	KAWASAKI - KAWASAKI PALMETO	17	35:03.647	22.583	6.867	125,47	2:01.367	14
4	1	IVO LOPES	PRT	- BMW EASYRACE TEAM	17	35:05.599	24.535	1.952	125,35	2:01.235	13
5	12	BORJA GOMEZ	ESP	- TEAM HONDA LAGLISSE	17	35:19.704	38.640	14.105	124,52	2:02.678	17
6	13	VILLE VALTONEN	FIN	-	17	35:43.219	1:02.155	23.515	123,15	2:02.915	14
DNF	93	MATHIAS POULSEN	DNK	YAMAHA -	7	15:42.947	10 Laps	10 Laps	115,26	2:11.246	6
DNF	53	ESTEVE RABAT	ESP	KAWASAKI -	6	12:43.805	11 Laps	1 Lap	121,96	2:03.771	6

CLASS : SBK - STCK1000

POS	NO	NAME	NAT	ENTRY	LAPS	TIME	GAP	DIFF	KPH	BEST	ON
1	21	EDUARDO MONTERO	ESP	- TEAM HONDA LAGLISSE	17	35:09.029			125,15	2:02.109	12
2	26	DANIEL SAEZ	ESP	YAMAHA - ALMA RACING TEAM	17	35:20.383	11.354	11.354	124,48	2:02.691	17
3	96	PACO MORALES	ESP	YAMAHA -	17	36:23.151	1:14.122	1:02.768	120,90	2:05.763	9
4	83	YERAY RUIZ	ESP	YAMAHA - MSR RACING	17	36:34.263	1:25.234	11.112	120,29	2:06.323	14
5	52	GUILLEM ERILL	ESP	KAWASAKI - DEZA-BOX 77 RACING	16	35:11.461	1 Lap	1 Lap	117,65	2:08.739	15
6	4	JAVIER ARTIME	ESP	YAMAHA - CERBA PROMORACING	16	35:23.075	1 Lap	11.614	117,01	2:09.127	11
7	38	OLA NESBAKKEN	ESP	YAMAHA - YAMAHA TEAM SCANDI	16	35:48.473	1 Lap	25.398	115,63	2:11.222	6
NS	37	COREY TINKER	GBR	YAMAHA -	0		17 Laps	16 Laps			
NS	57	DORIAN DA-RE	FRA	-	0		17 Laps	0.000			

FASTEST LAP

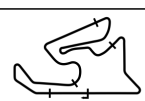
44	SBK	STEVEN ODENDAAL	ZAF	YAMAHA - NEW2 PROJECT	13	2:00.983		79,74 mph		128,33 kph
21	STCK1000	EDUARDO MONTERO	ESP	- TEAM HONDA LAGLISSE	12	2:02.109		79,01 mph		127,15 kph

Weather / Track : Cloudy / Wet

These results are provisional until the conclusion of any judicial and technical matters.

Date: 26/10/2024 Start: 16:56 Finish: 17:30

Circuito de Navarra: 4,313 km

Race Director:	Stewards:	Timekeeper:	
----------------	-----------	-------------	---

Results can be found at www.tsl-timing.com

Printed - 17:33 sábado, sábado, 26 de octubre de 2024

ESBK - Campeonato de España de Superbikes

ESBK - SBK

Carrera 1 - BEST SECTORS

SECTOR 1				SECTOR 2				SECTOR 3				SECTOR 4				IDEAL / BEST COMPARISON			
POS	NO	NAME	TIME	NO	NAME	TIME	NO	NAME	TIME	NO	NAME	TIME	POS	NO	NAME	IDEAL	BEST	DIFF	
															PERFECT LAP 2:00.185				
1	1	LOPES	29.934	40	RAMOS	26.190	40	RAMOS	36.396	1	LOPES	27.665	1	44	ODENDAAL	2:00.603	2:00.983	0.380	
2	44	ODENDAA	29.965	44	ODENDAA	26.495	44	ODENDAA	36.404	44	ODENDAA	27.739	2	1	LOPES	2:00.979	2:01.235	0.256	
3	10	ORRADRE	30.142	10	ORRADRE	26.584	10	ORRADRE	36.556	21	MONTERC	28.017	3	40	RAMOS	2:01.172	2:01.367	0.195	
4	26	SAEZ	30.323	12	GOMEZ	26.593	26	SAEZ	36.644	10	ORRADRE	28.102	4	10	ORRADRE	2:01.384	2:01.666	0.282	
5	21	MONTERC	30.329	21	MONTERC	26.685	1	LOPES	36.673	12	GOMEZ	28.210	5	21	MONTERO	2:01.916	2:02.109	0.193	
6	40	RAMOS	30.371	1	LOPES	26.707	21	MONTERC	36.885	40	RAMOS	28.215	6	26	SAEZ	2:02.419	2:02.691	0.272	
7	13	VALTONE	30.479	13	VALTONE	26.743	13	VALTONE	36.981	26	SAEZ	28.511	7	12	GOMEZ	2:02.623	2:02.678	0.055	
8	53	RABAT	30.769	26	SAEZ	26.941	12	GOMEZ	37.026	13	VALTONE	28.604	8	13	VALTONEN	2:02.807	2:02.915	0.108	
9	12	GOMEZ	30.794	53	RABAT	27.017	53	RABAT	37.219	53	RABAT	28.628	9	53	RABAT	2:03.633	2:03.771	0.138	
10	96	MORALES	31.100	96	MORALES	27.321	96	MORALES	38.106	96	MORALES	28.901	10	96	MORALES	2:05.428	2:05.763	0.335	
11	83	RUIZ	31.361	83	RUIZ	27.512	83	RUIZ	38.114	83	RUIZ	29.154	11	83	RUIZ	2:06.141	2:06.323	0.182	
12	52	ERILL	31.773	52	ERILL	27.752	4	ARTIME	39.030	4	ARTIME	29.613	12	4	ARTIME	2:08.604	2:09.127	0.523	
13	4	ARTIME	31.789	4	ARTIME	28.172	52	ERILL	39.351	52	ERILL	29.748	13	52	ERILL	2:08.624	2:08.739	0.115	
14	38	NESBAKK	32.110	38	NESBAKK	28.235	38	NESBAKK	39.964	93	POULSEN	30.047	14	38	NESBAKKEN	2:10.369	2:11.222	0.853	
15	93	POULSEN	32.392	93	POULSEN	28.478	93	POULSEN	40.304	38	NESBAKK	30.060	15	93	POULSEN	2:11.221	2:11.246	0.025	

ESBK - Campeonato de España de Superbikes

ESBK - SBK

Carrera 1 - BEST SPEEDS

POS	NO	NAME	VMAX	KPH
1	44	ODENDAAL		231,5
2	10	ORRADRE		227,5
3	53	RABAT		227,5
4	13	VALTONEN		225,0
5	1	LOPES		223,7
6	26	SAEZ		223,7
7	38	NESBAKKEN		221,2
8	96	MORALES		218,7
9	4	ARTIME		218,7
10	40	RAMOS		216,3
11	52	ERILL		215,2
12	83	RUIZ		211,7
13	93	POULSEN		209,5
14	21	MONTERO		207,3
15	12	GOMEZ		207,3
16				
17				

ESBK - Campeonato de España de Superbikes

ESBK - SBK

Carrera 2 - GRID (17 Laps)

ROW 8				22	96	PACO MORALES				
ROW 7		21	29	JUAN JOSE NUÑEZ	20	38	OLA NESBAKKEN	19	57	DORIAN DA-RE
ROW 6	18	82	RETO WIEDERKEHR	17	93	MATHIAS POULSEN	16	17	SAMUEL DIAZ	
ROW 5		15	33	DANIEL VALLE	14	52	GUILLEM ERILL	13	4	JAVIER ARTIME
ROW 4	12	83	YERAY RUIZ	11	37	COREY TINKER	10	53	ESTEVE RABAT	
ROW 3		9	84	FACUNDO LLAMBIAS	8	13	VILLE VALTONEN	7	26	DANIEL SAEZ
ROW 2	6	12	BORJA GOMEZ	5	21	EDUARDO MONTERO	4	1	IVO LOPES	
ROW 1		3	40	ROMAN RAMOS	2	10	UNAI ORRADRE	1	44	STEVEN ODENDAAL
										Pole

These results are provisional until the conclusion of any judicial and technical matters.

Circuito de Navarra: 4,313 km

Race Director:	Stewards:	Timekeeper:	
----------------	-----------	-------------	--

Results can be found at www.tsl-timing.com

Printed - 18:42 sábado, 26 de octubre de 2024

ESBK - Campeonato de España de Superbikes

ESBK - SBK

Carrera 1 - LAP ANALYSIS

DIFF = Difference To Personal Best Lap

P1 44 STEVEN ODENDAAL				
LAP	LAP TIME	DIFF	KPH	TIME OF DAY
1 -	2:09.845	8.862	119,57	16:58:23.711
2 -	2:03.811	2.828	125,40	17:00:27.522
3 -	2:03.189	2.206	126,04	17:02:30.711
4 -	2:02.746	1.763	126,49	17:04:33.457
5 -	2:01.921	0.938	127,35	17:06:35.378
6 -	2:01.896	0.913	127,37	17:08:37.274
7 -	2:02.070	1.087	127,19	17:10:39.344
8 -	2:01.533	0.550	127,75	17:12:40.877
9 -	2:01.118	0.135	128,19	17:14:41.995
10 -	2:00.996 (2)	0.013	128,32	17:16:42.991
11 -	2:01.093	0.110	128,22	17:18:44.084
12 -	2:01.034 (3)	0.051	128,28	17:20:45.118
13 -	2:00.983 (1)		128,33	17:22:46.101
14 -	2:01.389	0.406	127,90	17:24:47.490
15 -	2:02.298	1.315	126,95	17:26:49.788
16 -	2:01.760	0.777	127,51	17:28:51.548
17 -	2:03.382	2.399	125,84	17:30:54.930

P2 10 UNAI ORRADRE				
LAP	LAP TIME	DIFF	KPH	TIME OF DAY
1 -	2:10.611	8.945	118,87	16:58:24.477
2 -	2:04.711	3.045	124,50	17:00:29.188
3 -	2:03.191	1.525	126,03	17:02:32.379
4 -	2:03.024	1.358	126,20	17:04:35.403
5 -	2:02.708	1.042	126,53	17:06:38.111
6 -	2:02.995	1.329	126,23	17:08:41.106
7 -	2:02.598	0.932	126,64	17:10:43.704
8 -	2:02.846	1.180	126,39	17:12:46.550
9 -	2:02.507	0.841	126,74	17:14:49.057
10 -	2:02.949	1.283	126,28	17:16:52.006
11 -	2:03.178	1.512	126,05	17:18:55.184
12 -	2:02.240 (2)	0.574	127,01	17:20:57.424
13 -	2:02.244 (3)	0.578	127,01	17:22:59.668
14 -	2:02.687	1.021	126,55	17:25:02.355
15 -	2:03.539	1.873	125,68	17:27:05.894
16 -	2:01.666 (1)		127,61	17:29:07.560
17 -	2:03.086	1.420	126,14	17:31:10.646

P3 40 ROMAN RAMOS				
LAP	LAP TIME	DIFF	KPH	TIME OF DAY
1 -	2:13.628	12.261	116,19	16:58:27.494
2 -	2:06.117	4.750	123,11	17:00:33.611
3 -	2:05.561	4.194	123,65	17:02:39.172
4 -	2:04.786	3.419	124,42	17:04:43.958
5 -	2:04.014	2.647	125,20	17:06:47.972
6 -	2:03.436	2.069	125,78	17:08:51.408
7 -	2:02.961	1.594	126,27	17:10:54.369
8 -	2:03.303	1.936	125,92	17:12:57.672
9 -	2:02.895	1.528	126,34	17:15:00.567
10 -	2:02.488	1.121	126,76	17:17:03.055
11 -	2:02.178	0.811	127,08	17:19:05.233
12 -	2:01.827	0.460	127,44	17:21:07.060
13 -	2:01.698 (3)	0.331	127,58	17:23:08.758
14 -	2:01.367 (1)		127,93	17:25:10.125
15 -	2:01.559 (2)	0.192	127,73	17:27:11.684
16 -	2:02.566	1.199	126,68	17:29:14.250
17 -	2:03.263	1.896	125,96	17:31:17.513

DIFF = Difference To Personal Best Lap

P4 1 IVO LOPES				
LAP	LAP TIME	DIFF	KPH	TIME OF DAY
1 -	2:14.702	13.467	115,26	16:58:28.568
2 -	2:06.412	5.177	122,82	17:00:34.980
3 -	2:05.666	4.431	123,55	17:02:40.646
4 -	2:04.636	3.401	124,57	17:04:45.282
5 -	2:03.968	2.733	125,24	17:06:49.250
6 -	2:03.937	2.702	125,27	17:08:53.187
7 -	2:03.704	2.469	125,51	17:10:56.891
8 -	2:04.680	3.445	124,53	17:13:01.571
9 -	2:03.867	2.632	125,35	17:15:05.438
10 -	2:02.101	0.866	127,16	17:17:07.539
11 -	2:01.398	0.163	127,89	17:19:08.937
12 -	2:01.260 (2)	0.025	128,04	17:21:10.197
13 -	2:01.235 (1)		128,07	17:23:11.432
14 -	2:01.336 (3)	0.101	127,96	17:25:12.768
15 -	2:02.158	0.923	127,10	17:27:14.926
16 -	2:01.823	0.588	127,45	17:29:16.749
17 -	2:02.716	1.481	126,52	17:31:19.465

P5 21 EDUARDO MONTERO				
LAP	LAP TIME	DIFF	KPH	TIME OF DAY
1 -	2:13.439	11.330	116,35	16:58:27.305
2 -	2:05.904	3.795	123,32	17:00:33.209
3 -	2:05.720	3.611	123,50	17:02:38.929
4 -	2:04.456	2.347	124,75	17:04:43.385
5 -	2:03.401	1.292	125,82	17:06:46.786
6 -	2:03.491	1.382	125,73	17:08:50.277
7 -	2:03.267	1.158	125,96	17:10:53.544
8 -	2:03.228	1.119	126,00	17:12:56.772
9 -	2:02.726	0.617	126,51	17:14:59.498
10 -	2:02.652 (3)	0.543	126,59	17:17:02.150
11 -	2:02.423 (2)	0.314	126,82	17:19:04.573
12 -	2:02.109 (1)		127,15	17:21:06.682
13 -	2:02.799	0.690	126,44	17:23:09.481
14 -	2:02.975	0.866	126,25	17:25:12.456
15 -	2:03.766	1.657	125,45	17:27:16.222
16 -	2:03.030	0.921	126,20	17:29:19.252
17 -	2:03.643	1.534	125,57	17:31:22.895

P6 12 BORJA GOMEZ				
LAP	LAP TIME	DIFF	KPH	TIME OF DAY
1 -	2:12.619	9.941	117,07	16:58:26.485
2 -	2:06.364	3.686	122,87	17:00:32.849
3 -	2:05.425	2.747	123,79	17:02:38.274
4 -	2:04.819	2.141	124,39	17:04:43.093
5 -	2:05.123	2.445	124,09	17:06:48.216
6 -	2:04.380	1.702	124,83	17:08:52.596
7 -	2:03.930	1.252	125,28	17:10:56.526
8 -	2:04.627	1.949	124,58	17:13:01.153
9 -	2:04.371	1.693	124,84	17:15:05.524
10 -	2:04.170	1.492	125,04	17:17:09.694
11 -	2:03.394 (3)	0.716	125,83	17:19:13.088
12 -	2:03.745	1.067	125,47	17:21:16.833
13 -	2:03.554	0.876	125,66	17:23:20.387
14 -	2:03.852	1.174	125,36	17:25:24.239
15 -	2:03.471	0.793	125,75	17:27:27.710
16 -	2:03.182 (2)	0.504	126,04	17:29:30.892
17 -	2:02.678 (1)		126,56	17:31:33.570

ESBK - Campeonato de España de Superbikes

ESBK - SBK

Carrera 1 - LAP ANALYSIS

DIFF = Difference To Personal Best Lap

P7 26 DANIEL SAEZ				
LAP	LAP TIME	DIFF	KPH	TIME OF DAY
1 -	2:14.627	11.936	115,33	16:58:28.493
2 -	2:07.581	4.890	121,70	17:00:36.074
3 -	2:06.361	3.670	122,87	17:02:42.435
4 -	2:04.674	1.983	124,53	17:04:47.109
5 -	2:03.910	1.219	125,30	17:06:51.019
6 -	2:03.580	0.889	125,64	17:08:54.599
7 -	2:03.706	1.015	125,51	17:10:58.305
8 -	2:04.636	1.945	124,57	17:13:02.941
9 -	2:03.731	1.040	125,48	17:15:06.672
10 -	2:03.659	0.968	125,56	17:17:10.331
11 -	2:03.752	1.061	125,46	17:19:14.083
12 -	2:03.702	1.011	125,51	17:21:17.785
13 -	2:03.573	0.882	125,64	17:23:21.358
14 -	2:03.660	0.969	125,56	17:25:25.018
15 -	2:03.298 (3)	0.607	125,92	17:27:28.316
16 -	2:03.242 (2)	0.551	125,98	17:29:31.558
17 -	2:02.691 (1)		126,55	17:31:34.249

P8 13 VILLE VALTONEN				
LAP	LAP TIME	DIFF	KPH	TIME OF DAY
1 -	2:19.444	16.529	111,34	16:58:33.310
2 -	2:11.324	8.409	118,23	17:00:44.634
3 -	2:08.683	5.768	120,65	17:02:53.317
4 -	2:06.848	3.933	122,40	17:05:00.165
5 -	2:06.069	3.154	123,16	17:07:06.234
6 -	2:05.600	2.685	123,62	17:09:11.834
7 -	2:05.408	2.493	123,81	17:11:17.242
8 -	2:05.069	2.154	124,14	17:13:22.311
9 -	2:04.401	1.486	124,81	17:15:26.712
10 -	2:04.712	1.797	124,50	17:17:31.424
11 -	2:04.056	1.141	125,15	17:19:35.480
12 -	2:03.607 (3)	0.692	125,61	17:21:39.087
13 -	2:03.709	0.794	125,51	17:23:42.796
14 -	2:02.915 (1)		126,32	17:25:45.711
15 -	2:03.781	0.866	125,43	17:27:49.492
16 -	2:04.194	1.279	125,02	17:29:53.686
17 -	2:03.399 (2)	0.484	125,82	17:31:57.085

P9 96 PACO MORALES				
LAP	LAP TIME	DIFF	KPH	TIME OF DAY
1 -	2:24.426	18.663	107,50	16:58:38.292
2 -	2:11.103	5.340	118,43	17:00:49.395
3 -	2:08.932	3.169	120,42	17:02:58.327
4 -	2:07.909	2.146	121,38	17:05:06.236
5 -	2:09.031	3.268	120,33	17:07:15.267
6 -	2:06.328 (3)	0.565	122,90	17:09:21.595
7 -	2:06.564	0.801	122,67	17:11:28.159
8 -	2:07.086	1.323	122,17	17:13:35.245
9 -	2:05.763 (1)		123,46	17:15:41.008
10 -	2:07.029	1.266	122,23	17:17:48.037
11 -	2:06.665	0.902	122,58	17:19:54.702
12 -	2:07.167	1.404	122,09	17:22:01.869
13 -	2:07.487	1.724	121,79	17:24:09.356
14 -	2:06.645	0.882	122,60	17:26:16.001
15 -	2:06.003 (2)	0.240	123,22	17:28:22.004
16 -	2:06.695	0.932	122,55	17:30:28.699
17 -	2:08.318	2.555	121,00	17:32:37.017

DIFF = Difference To Personal Best Lap

P10 83 YERAY RUIZ				
LAP	LAP TIME	DIFF	KPH	TIME OF DAY
1 -	2:19.292	12.969	111,46	16:58:33.158
2 -	2:12.325	6.002	117,33	17:00:45.483
3 -	2:10.257	3.934	119,20	17:02:55.740
4 -	2:09.635	3.312	119,77	17:05:05.375
5 -	2:09.773	3.450	119,64	17:07:15.148
6 -	2:09.983	3.660	119,45	17:09:25.131
7 -	2:08.175	1.852	121,13	17:11:33.306
8 -	2:08.050	1.727	121,25	17:13:41.356
9 -	2:07.487	1.164	121,79	17:15:48.843
10 -	2:07.236	0.913	122,03	17:17:56.079
11 -	2:07.025 (3)	0.702	122,23	17:20:03.104
12 -	2:07.710	1.387	121,57	17:22:10.814
13 -	2:06.681 (2)	0.358	122,56	17:24:17.495
14 -	2:06.323 (1)		122,91	17:26:23.818
15 -	2:07.200	0.877	122,06	17:28:31.018
16 -	2:07.497	1.174	121,78	17:30:38.515
17 -	2:09.614	3.291	119,79	17:32:48.129

P11 52 GUILLEM ERILL				
LAP	LAP TIME	DIFF	KPH	TIME OF DAY
1 -	2:22.195	13.456	109,19	16:58:36.061
2 -	2:16.613	7.874	113,65	17:00:52.674
3 -	2:13.926	5.187	115,93	17:03:06.600
4 -	2:12.251	3.512	117,40	17:05:18.851
5 -	2:12.075	3.336	117,56	17:07:30.926
6 -	2:11.346	2.607	118,21	17:09:42.272
7 -	2:11.286	2.547	118,26	17:11:53.558
8 -	2:11.576	2.837	118,00	17:14:05.134
9 -	2:10.325	1.586	119,13	17:16:15.459
10 -	2:10.007	1.268	119,43	17:18:25.466
11 -	2:09.882	1.143	119,54	17:20:35.348
12 -	2:11.483	2.744	118,08	17:22:46.831
13 -	2:10.099	1.360	119,34	17:24:56.930
14 -	2:09.815 (2)	1.076	119,60	17:27:06.745
15 -	2:08.739 (1)		120,60	17:29:15.484
16 -	2:09.843 (3)	1.104	119,58	17:31:25.327

P12 4 JAVIER ARTIME				
LAP	LAP TIME	DIFF	KPH	TIME OF DAY
1 -	2:24.349	15.222	107,56	16:58:38.215
2 -	2:14.998	5.871	115,01	17:00:53.213
3 -	2:13.515	4.388	116,29	17:03:06.728
4 -	2:13.881	4.754	115,97	17:05:20.609
5 -	2:11.375	2.248	118,18	17:07:31.984
6 -	2:10.942	1.815	118,57	17:09:42.926
7 -	2:10.904	1.777	118,61	17:11:53.830
8 -	2:11.787	2.660	117,81	17:14:05.617
9 -	2:09.905 (3)	0.778	119,52	17:16:15.522
10 -	2:11.021	1.894	118,50	17:18:26.543
11 -	2:09.127 (1)		120,24	17:20:35.670
12 -	2:11.708	2.581	117,88	17:22:47.378
13 -	2:09.874 (2)	0.747	119,55	17:24:57.252
14 -	2:11.898	2.771	117,71	17:27:09.150
15 -	2:15.955	6.828	114,20	17:29:25.105
16 -	2:11.836	2.709	117,77	17:31:36.941

P13 38 OLA NESBAKKEN				
LAP	LAP TIME	DIFF	KPH	TIME OF DAY
1 -	2:26.706	15.484	105,83	16:58:40.572
2 -	2:15.260	4.038	114,79	17:00:55.832

ESBK - Campeonato de España de Superbikes

ESBK - SBK

Carrera 1 - LAP ANALYSIS

DIFF = Difference To Personal Best Lap

3 -	2:13.706	2.484	116,12	17:03:09.538
4 -	2:12.708	1.486	116,99	17:05:22.246
5 -	2:11.943	0.721	117,67	17:07:34.189
6 -	2:11.222 (1)		118,32	17:09:45.411
7 -	2:12.062	0.840	117,57	17:11:57.473
8 -	2:12.588	1.366	117,10	17:14:10.061
9 -	2:14.142	2.920	115,74	17:16:24.203
10 -	2:11.451 (3)	0.229	118,11	17:18:35.654
11 -	2:14.737	3.515	115,23	17:20:50.391
12 -	2:16.098	4.876	114,08	17:23:06.489
13 -	2:19.721	8.499	111,12	17:25:26.210
14 -	2:11.543	0.321	118,03	17:27:37.753
15 -	2:11.377 (2)	0.155	118,18	17:29:49.130
16 -	2:13.209	1.987	116,55	17:32:02.339

P14 93 MATHIAS POULSEN

LAP	LAP TIME	DIFF	KPH	TIME OF DAY
1 -	2:23.848	12.602	107,93	16:58:37.714
2 -	2:16.021	4.775	114,15	17:00:53.735
3 -	2:14.101	2.855	115,78	17:03:07.836
4 -	2:13.058	1.812	116,69	17:05:20.894
5 -	2:11.991 (2)	0.745	117,63	17:07:32.885
6 -	2:11.246 (1)		118,30	17:09:44.131
7 -	2:12.682 (3)	1.436	117,02	17:11:56.813

P15 53 ESTEVE RABAT

LAP	LAP TIME	DIFF	KPH	TIME OF DAY
1 -	2:16.595	12.824	113,66	16:58:30.461
2 -	2:07.035	3.264	122,22	17:00:37.496
3 -	2:06.435	2.664	122,80	17:02:43.931
4 -	2:05.371 (3)	1.600	123,84	17:04:49.302
5 -	2:04.598 (2)	0.827	124,61	17:06:53.900
6 -	2:03.771 (1)		125,44	17:08:57.671

ESBK - Campeonato de España de Superbikes

ESBK - SBK

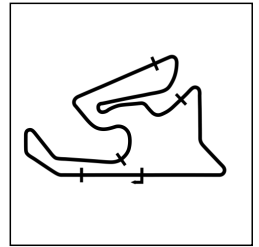
Carrera 1 - POSITION CHART

No	Name	Lap																	
		Pos	1	2	3	4	5	6	7	8	9	10	11	12	13	14	15	16	17
44	ODENDAAL	1	44	44	44	44	44	44	44	44	44	44	44	44	44	44	44	44	44
21	MONTERO	2	10	10	10	10	10	10	10	10	10	10	10	10	10	10	10	10	10
10	ORRADRE	3	12	12	12	12	21	21	21	21	21	21	21	21	40	40	40	40	40
40	RAMOS	4	21	21	21	21	40	40	40	40	40	40	40	21	21	1	1	1	1
53	RABAT	5	40	40	40	40	12	12	12	12	1	1	1	1	1	1	21	21	21
26	SAEZ	6	26	1	1	1	1	1	1	1	12	12	12	12	12	12	12	12	12
13	VALTONEN	7	1	26	26	26	26	26	26	26	26	26	26	26	26	26	26	26	26
1	LOPES	8	53	53	53	53	53	53	13	13	13	13	13	13	13	13	13	13	13
12	GOMEZ	9	83	13	13	13	13	13	96	96	96	96	96	96	96	96	96	96	96
37	TINKER	10	13	83	83	83	83	96	83	83	83	83	83	83	83	83	83	83	83
96	MORALES	11	52	96	96	96	96	83	52	52	52	52	52	52	52	52	52	52	52
83	RUIZ	12	93	52	52	52	52	52	4	4	4	4	4	4	4	4	4	4	4
4	ARTIME	13	4	4	4	4	4	4	93	38	38	38	38	38	38	38	38	38	38
52	ERILL	14	96	93	93	93	93	93	38										
93	POULSEN	15	38	38	38	38	38	38											
38	NESBAKKEN	16																	
57	DA-RE	17																	

ESBK - Campeonato de España de Superbikes

ESBK - SBK

Carrera 1 - SECTOR ANALYSIS



SECTOR 1 = FL to I1, SECTOR 2 = I1 to I2 SECTOR 3 = I2 to I3, SECTOR 4 = I3 to FL, DIFF = Difference To Personal Best Lap, P = Crossed Finish Line in Pit Lane

P1 44 SBK STEVEN ODENDAAL		YAMAHA - NEW2 PROJECT							
IDEAL LAP TIME : 2:00.603		BEST LAP TIME : 2:00.983		DIFFERENCE : 0.380					
LAP	SECTOR 1	SECTOR 2	SECTOR 3	SECTOR 4	SPEED TRAP	LAP TIME	KPH	DIFF	TIME OF DAY
1 -		27.603	37.608	28.533	206,2	2:09.845	119,57	8.862	16:58:23.711
2 -	31.082	27.353	36.983	28.393	211,7	2:03.811	125,40	2.828	17:00:27.522
3 -	30.995	26.940	37.079	28.175	217,5	2:03.189	126,04	2.206	17:02:30.711
4 -	30.826	27.021	36.860	28.039	215,2	2:02.746	126,49	1.763	17:04:33.457
5 -	30.491	26.750	36.706	27.974	226,2	2:01.921	127,35	0.938	17:06:35.378
6 -	30.517	26.646	36.712	28.021	216,3	2:01.896	127,37	0.913	17:08:37.274
7 -	30.445	26.761	36.764	28.100	221,2	2:02.070	127,19	1.087	17:10:39.344
8 -	30.335	26.769	36.534	27.895	228,9	2:01.533	127,75	0.550	17:12:40.877
9 -	30.160	26.683	36.527	27.748	231,5	2:01.118	128,19	0.135	17:14:41.995
10 -	30.259	26.495	36.408	27.834	218,7	2:00.996 (2)	128,32	0.013	17:16:42.991
11 -	30.328	26.622	36.404	27.739	215,2	2:01.093	128,22	0.110	17:18:44.084
12 -	30.114	26.650	36.487	27.783	225,0	2:01.034 (3)	128,28	0.051	17:20:45.118
13 -	29.965	26.551	36.434	28.033	222,4	2:00.983 (1)	128,33		17:22:46.101
14 -	30.172	26.656	36.711	27.850	221,2	2:01.389	127,90	0.406	17:24:47.490
15 -	30.558	26.905	36.705	28.130	210,6	2:02.298	126,95	1.315	17:26:49.788
16 -	30.366	27.065	36.481	27.848	216,3	2:01.760	127,51	0.777	17:28:51.548
17 -	30.128	27.387	36.978	28.889	231,5	2:03.382	125,84	2.399	17:30:54.930

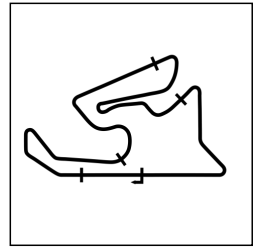
P2 10 SBK UNAI ORRADRE		- TEAM HONDA LAGLISSE							
IDEAL LAP TIME : 2:01.384		BEST LAP TIME : 2:01.666		DIFFERENCE : 0.282					
LAP	SECTOR 1	SECTOR 2	SECTOR 3	SECTOR 4	SPEED TRAP	LAP TIME	KPH	DIFF	TIME OF DAY
1 -		27.587	37.891	28.578	201,0	2:10.611	118,87	8.945	16:58:24.477
2 -	31.282	27.314	37.472	28.643	207,3	2:04.711	124,50	3.045	17:00:29.188
3 -	30.630	27.003	37.313	28.245	223,7	2:03.191	126,03	1.525	17:02:32.379
4 -	30.700	26.968	37.151	28.205	217,5	2:03.024	126,20	1.358	17:04:35.403
5 -	30.592	27.056	36.958	28.102	223,7	2:02.708	126,53	1.042	17:06:38.111
6 -	30.209	27.089	37.189	28.508	227,5	2:02.995	126,23	1.329	17:08:41.106
7 -	30.440	26.760	37.109	28.289	223,7	2:02.598	126,64	0.932	17:10:43.704
8 -	30.362	26.724	37.246	28.514	225,0	2:02.846	126,39	1.180	17:12:46.550
9 -	30.437	26.688	36.931	28.451	223,7	2:02.507	126,74	0.841	17:14:49.057
10 -	30.516	26.832	37.102	28.499	225,0	2:02.949	126,28	1.283	17:16:52.006
11 -	30.475	26.925	37.247	28.531	223,7	2:03.178	126,05	1.512	17:18:55.184
12 -	30.223	26.844	36.799	28.374	223,7	2:02.240 (2)	127,01	0.574	17:20:57.424
13 -	30.142	26.929	36.738	28.435	226,2	2:02.244 (3)	127,01	0.578	17:22:59.668
14 -	30.370	26.912	37.057	28.348	222,4	2:02.687	126,55	1.021	17:25:02.355
15 -	30.281	26.851	37.625	28.782	222,4	2:03.539	125,68	1.873	17:27:05.894
16 -	30.215	26.584	36.556	28.311	227,5	2:01.666 (1)	127,61		17:29:07.560
17 -	30.178	26.727	36.959	29.222	227,5	2:03.086	126,14	1.420	17:31:10.646

P3 40 SBK ROMAN RAMOS		KAWASAKI - KAWASAKI PALMETO PL RACING							
IDEAL LAP TIME : 2:01.172		BEST LAP TIME : 2:01.367		DIFFERENCE : 0.195					
LAP	SECTOR 1	SECTOR 2	SECTOR 3	SECTOR 4	SPEED TRAP	LAP TIME	KPH	DIFF	TIME OF DAY
1 -		27.851	38.457	29.557	188,5	2:13.628	116,19	12.261	16:58:27.494
2 -	31.970	27.167	37.981	28.999	197,0	2:06.117	123,11	4.750	17:00:33.611
3 -	32.007	27.131	37.532	28.891	198,9	2:05.561	123,65	4.194	17:02:39.172
4 -	31.445	26.972	37.379	28.990	203,0	2:04.786	124,42	3.419	17:04:43.958
5 -	31.263	26.834	37.283	28.634	207,3	2:04.014	125,20	2.647	17:06:47.972
6 -	31.366	26.631	36.975	28.464	200,0	2:03.436	125,78	2.069	17:08:51.408
7 -	30.924	26.576	36.911	28.550	201,0	2:02.961	126,27	1.594	17:10:54.369
8 -	30.882	26.725	37.049	28.647	201,0	2:03.303	125,92	1.936	17:12:57.672
9 -	30.872	26.535	36.820	28.668	204,1	2:02.895	126,34	1.528	17:15:00.567
10 -	31.149	26.552	36.427	28.360	201,0	2:02.488	126,76	1.121	17:17:03.055
11 -	30.784	26.465	36.591	28.338	206,2	2:02.178	127,08	0.811	17:19:05.233
12 -	30.641	26.355	36.609	28.222	205,1	2:01.827	127,44	0.460	17:21:07.060
13 -	30.444	26.439	36.401	28.414	205,1	2:01.698 (3)	127,58	0.331	17:23:08.758
14 -	30.371	26.331	36.450	28.215	216,3	2:01.367 (1)	127,93		17:25:10.125
15 -	30.633	26.190	36.396	28.340	212,9	2:01.559 (2)	127,73	0.192	17:27:11.684
16 -	30.587	26.190	37.049	28.740	210,6	2:02.566	126,68	1.199	17:29:14.250
17 -	30.908	26.558	36.882	28.915	207,3	2:03.263	125,96	1.896	17:31:17.513

ESBK - Campeonato de España de Superbikes

ESBK - SBK

Carrera 1 - SECTOR ANALYSIS



SECTOR 1 = FL to I1, SECTOR 2 = I1 to I2 SECTOR 3 = I2 to I3, SECTOR 4 = I3 to FL, DIFF = Difference To Personal Best Lap, P = Crossed Finish Line in Pit Lane

P4		1 SBK		IVO LOPES		- BMW EASYRACE TEAM			
IDEAL LAP TIME : 2:00.979		BEST LAP TIME : 2:01.235		DIFFERENCE : 0.256					
LAP	SECTOR 1	SECTOR 2	SECTOR 3	SECTOR 4	SPEED TRAP	LAP TIME	KPH	DIFF	TIME OF DAY
1 -		28.166	38.763	28.849	175,2	2:14.702	115,26	13.467	16:58:28.568
2 -	31.601	27.695	38.355	28.761	203,0	2:06.412	122,82	5.177	17:00:34.980
3 -	31.633	27.757	37.933	28.343	194,1	2:05.666	123,55	4.431	17:02:40.646
4 -	31.239	27.472	37.664	28.261	205,1	2:04.636	124,57	3.401	17:04:45.282
5 -	30.654	27.395	37.771	28.148	209,5	2:03.968	125,24	2.733	17:06:49.250
6 -	30.925	27.373	37.541	28.098	210,6	2:03.937	125,27	2.702	17:08:53.187
7 -	30.845	27.275	37.565	28.019	206,2	2:03.704	125,51	2.469	17:10:56.891
8 -	31.584	27.447	37.390	28.259	203,0	2:04.680	124,53	3.445	17:13:01.571
9 -	31.152	27.257	37.357	28.101	203,0	2:03.867	125,35	2.632	17:15:05.438
10 -	30.302	26.984	37.061	27.754	215,2	2:02.101	127,16	0.866	17:17:07.539
11 -	29.934	26.855	36.805	27.804	223,7	2:01.398	127,89	0.163	17:19:08.937
12 -	29.978	26.788	36.829	27.665	220,0	2:01.260 (2)	128,04	0.025	17:21:10.197
13 -	30.081	26.722	36.673	27.759	222,4	2:01.235 (1)	128,07		17:23:11.432
14 -	30.053	26.842	36.752	27.689	221,2	2:01.336 (3)	127,96	0.101	17:25:12.768
15 -	30.427	26.788	37.271	27.672	209,5	2:02.158	127,10	0.923	17:27:14.926
16 -	30.042	26.914	37.048	27.819	220,0	2:01.823	127,45	0.588	17:29:16.749
17 -	30.681	26.707	37.042	28.286	211,7	2:02.716	126,52	1.481	17:31:19.465

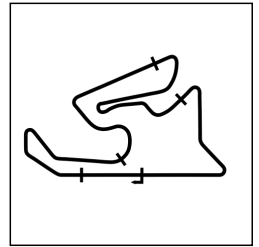
P5		21 STCK100		EDUARDO MONTERO		- TEAM HONDA LAGLISSE			
IDEAL LAP TIME : 2:01.916		BEST LAP TIME : 2:02.109		DIFFERENCE : 0.193					
LAP	SECTOR 1	SECTOR 2	SECTOR 3	SECTOR 4	SPEED TRAP	LAP TIME	KPH	DIFF	TIME OF DAY
1 -		27.744	38.507	29.064	174,4	2:13.439	116,35	11.330	16:58:27.305
2 -	31.293	27.632	38.090	28.889	195,0	2:05.904	123,32	3.795	17:00:33.209
3 -	31.414	27.509	37.729	29.068	198,9	2:05.720	123,50	3.611	17:02:38.929
4 -	31.094	27.193	37.701	28.468	198,0	2:04.456	124,75	2.347	17:04:43.385
5 -	30.897	26.827	37.432	28.245	206,2	2:03.401	125,82	1.292	17:06:46.786
6 -	30.690	27.156	37.443	28.202	201,0	2:03.491	125,73	1.382	17:08:50.277
7 -	30.709	27.163	37.164	28.231	197,0	2:03.267	125,96	1.158	17:10:53.544
8 -	30.838	27.096	37.090	28.204	198,0	2:03.228	126,00	1.119	17:12:56.772
9 -	30.510	27.051	37.072	28.093	201,0	2:02.726	126,51	0.617	17:14:59.498
10 -	30.657	26.858	37.018	28.119	201,0	2:02.652 (3)	126,59	0.543	17:17:02.150
11 -	30.585	26.825	36.996	28.017	200,0	2:02.423 (2)	126,82	0.314	17:19:04.573
12 -	30.515	26.685	36.885	28.024	198,9	2:02.109 (1)	127,15		17:21:06.682
13 -	30.329	26.704	37.292	28.474	205,1	2:02.799	126,44	0.690	17:23:09.481
14 -	30.814	26.959	37.012	28.190	205,1	2:02.975	126,25	0.866	17:25:12.456
15 -	30.536	26.867	37.876	28.487	204,1	2:03.766	125,45	1.657	17:27:16.222
16 -	30.635	26.905	37.100	28.390	207,3	2:03.030	126,20	0.921	17:29:19.252
17 -	30.707	27.095	37.686	28.155	206,2	2:03.643	125,57	1.534	17:31:22.895

P6		12 SBK		BORJA GOMEZ		- TEAM HONDA LAGLISSE			
IDEAL LAP TIME : 2:02.623		BEST LAP TIME : 2:02.678		DIFFERENCE : 0.055					
LAP	SECTOR 1	SECTOR 2	SECTOR 3	SECTOR 4	SPEED TRAP	LAP TIME	KPH	DIFF	TIME OF DAY
1 -		27.582	38.485	29.102	184,1	2:12.619	117,07	9.941	16:58:26.485
2 -	31.842	27.339	38.321	28.862	200,0	2:06.364	122,87	3.686	17:00:32.849
3 -	31.585	27.226	38.031	28.583	204,1	2:05.425	123,79	2.747	17:02:38.274
4 -	31.521	26.911	37.815	28.572	201,0	2:04.819	124,39	2.141	17:04:43.093
5 -	31.695	26.827	37.725	28.876	207,3	2:05.123	124,09	2.445	17:06:48.216
6 -	31.676	26.741	37.387	28.576	192,2	2:04.380	124,83	1.702	17:08:52.596
7 -	31.137	27.048	37.433	28.312	198,0	2:03.930	125,28	1.252	17:10:56.526
8 -	31.818	26.900	37.549	28.360	198,0	2:04.627	124,58	1.949	17:13:01.153
9 -	31.374	26.860	37.523	28.614	198,9	2:04.371	124,84	1.693	17:15:05.524
10 -	31.258	26.812	37.399	28.701	202,0	2:04.170	125,04	1.492	17:17:09.694
11 -	31.096	26.760	37.150	28.388	200,0	2:03.394 (3)	125,83	0.716	17:19:13.088
12 -	31.137	26.819	37.388	28.401	201,0	2:03.745	125,47	1.067	17:21:16.833
13 -	31.198	26.753	37.136	28.467	198,0	2:03.554	125,66	0.876	17:23:20.387
14 -	31.239	26.870	37.179	28.564	200,0	2:03.852	125,36	1.174	17:25:24.239
15 -	31.030	26.761	37.240	28.440	201,0	2:03.471	125,75	0.793	17:27:27.710
16 -	31.194	26.593	37.185	28.210	201,0	2:03.182 (2)	126,04	0.504	17:29:30.892
17 -	30.794	26.613	37.026	28.245	201,0	2:02.678 (1)	126,56		17:31:33.570

ESBK - Campeonato de España de Superbikes

ESBK - SBK

Carrera 1 - SECTOR ANALYSIS



SECTOR 1 = FL to I1, SECTOR 2 = I1 to I2 SECTOR 3 = I2 to I3, SECTOR 4 = I3 to FL, DIFF = Difference To Personal Best Lap, P = Crossed Finish Line in Pit Lane

P7 26 STCK100 DANIEL SAEZ		YAMAHA - ALMA RACING TEAM							
IDEAL LAP TIME : 2:02.419		BEST LAP TIME : 2:02.691		DIFFERENCE : 0.272					
LAP	SECTOR 1	SECTOR 2	SECTOR 3	SECTOR 4	SPEED TRAP	LAP TIME	KPH	DIFF	TIME OF DAY
1 -		28.217	38.555	29.393	193,1	2:14.627	115,33	11.936	16:58:28.493
2 -	32.315	27.711	38.327	29.228	192,2	2:07.581	121,70	4.890	17:00:36.074
3 -	31.756	27.441	37.966	29.198	203,0	2:06.361	122,87	3.670	17:02:42.435
4 -	31.416	26.996	37.539	28.723	202,0	2:04.674	124,53	1.983	17:04:47.109
5 -	30.786	26.999	37.408	28.717	216,3	2:03.910	125,30	1.219	17:06:51.019
6 -	30.757	26.943	37.237	28.643	211,7	2:03.580	125,64	0.889	17:08:54.599
7 -	30.454	26.944	37.557	28.751	214,0	2:03.706	125,51	1.015	17:10:58.305
8 -	30.707	27.450	37.694	28.785	215,2	2:04.636	124,57	1.945	17:13:02.941
9 -	30.590	27.263	37.367	28.511	216,3	2:03.731	125,48	1.040	17:15:06.672
10 -	30.482	26.978	37.328	28.871	215,2	2:03.659	125,56	0.968	17:17:10.331
11 -	30.779	27.032	37.335	28.606	214,0	2:03.752	125,46	1.061	17:19:14.083
12 -	30.651	27.002	37.337	28.712	206,2	2:03.702	125,51	1.011	17:21:17.785
13 -	30.790	26.941	37.165	28.677	215,2	2:03.573	125,64	0.882	17:23:21.358
14 -	30.541	26.994	37.176	28.949	207,3	2:03.660	125,56	0.969	17:25:25.018
15 -	30.559	26.973	37.159	28.607	221,2	2:03.298 (3)	125,92	0.607	17:27:28.316
16 -	30.786	27.076	36.726	28.654	218,7	2:03.242 (2)	125,98	0.551	17:29:31.558
17 -	30.323	27.032	36.644	28.692	223,7	2:02.691 (1)	126,55		17:31:34.249

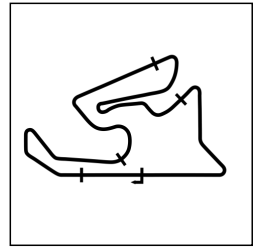
P8 13 SBK VILLE VALTONEN		-							
IDEAL LAP TIME : 2:02.807		BEST LAP TIME : 2:02.915		DIFFERENCE : 0.108					
LAP	SECTOR 1	SECTOR 2	SECTOR 3	SECTOR 4	SPEED TRAP	LAP TIME	KPH	DIFF	TIME OF DAY
1 -		28.953	40.368	29.853	166,3	2:19.444	111,34	16.529	16:58:33.310
2 -	32.881	28.961	39.618	29.864	194,1	2:11.324	118,23	8.409	17:00:44.634
3 -	32.095	28.034	39.005	29.549	202,0	2:08.683	120,65	5.768	17:02:53.317
4 -	31.410	27.714	38.407	29.317	208,4	2:06.848	122,40	3.933	17:05:00.165
5 -	31.272	27.400	38.201	29.196	211,7	2:06.069	123,16	3.154	17:07:06.234
6 -	31.352	27.463	37.783	29.002	214,0	2:05.600	123,62	2.685	17:09:11.834
7 -	30.907	27.318	38.031	29.152	215,2	2:05.408	123,81	2.493	17:11:17.242
8 -	31.075	27.312	37.854	28.828	218,7	2:05.069	124,14	2.154	17:13:22.311
9 -	30.981	27.025	37.540	28.855	221,2	2:04.401	124,81	1.486	17:15:26.712
10 -	31.173	27.073	37.521	28.945	214,0	2:04.712	124,50	1.797	17:17:31.424
11 -	30.789	27.098	37.395	28.774	223,7	2:04.056	125,15	1.141	17:19:35.480
12 -	30.664	26.793	37.416	28.734	223,7	2:03.607 (3)	125,61	0.692	17:21:39.087
13 -	30.753	26.993	37.322	28.641	217,5	2:03.709	125,51	0.794	17:23:42.796
14 -	30.587	26.743	36.981	28.604	225,0	2:02.915 (1)	126,32		17:25:45.711
15 -	30.486	27.076	37.178	29.041	220,0	2:03.781	125,43	0.866	17:27:49.492
16 -	30.736	27.056	37.451	28.951	225,0	2:04.194	125,02	1.279	17:29:53.686
17 -	30.479	26.927	37.241	28.752	223,7	2:03.399 (2)	125,82	0.484	17:31:57.085

P9 96 STCK100 PACO MORALES		YAMAHA -							
IDEAL LAP TIME : 2:05.428		BEST LAP TIME : 2:05.763		DIFFERENCE : 0.335					
LAP	SECTOR 1	SECTOR 2	SECTOR 3	SECTOR 4	SPEED TRAP	LAP TIME	KPH	DIFF	TIME OF DAY
1 -		30.541	41.579	30.536	165,0	2:24.426	107,50	18.663	16:58:38.292
2 -	32.900	28.501	39.869	29.833	198,0	2:11.103	118,43	5.340	17:00:49.395
3 -	31.729	28.220	39.138	29.845	214,0	2:08.932	120,42	3.169	17:02:58.327
4 -	31.534	27.651	39.420	29.304	215,2	2:07.909	121,38	2.146	17:05:06.236
5 -	31.763	28.529	39.162	29.577	209,5	2:09.031	120,33	3.268	17:07:15.267
6 -	31.653	27.656	38.118	28.901	206,2	2:06.328 (3)	122,90	0.565	17:09:21.595
7 -	31.260	27.771	38.270	29.263	218,7	2:06.564	122,67	0.801	17:11:28.159
8 -	31.706	27.321	38.660	29.399	209,5	2:07.086	122,17	1.323	17:13:35.245
9 -	31.100	27.523	38.214	28.926	211,7	2:05.763 (1)	123,46		17:15:41.008
10 -	31.386	27.654	38.621	29.368	209,5	2:07.029	122,23	1.266	17:17:48.037
11 -	31.306	27.758	38.530	29.071	214,0	2:06.665	122,58	0.902	17:19:54.702
12 -	31.347	27.662	38.671	29.487	210,6	2:07.167	122,09	1.404	17:22:01.869
13 -	31.274	27.873	38.909	29.431	211,7	2:07.487	121,79	1.724	17:24:09.356
14 -	31.179	27.859	38.356	29.251	214,0	2:06.645	122,60	0.882	17:26:16.001
15 -	31.111	27.585	38.106	29.201	215,2	2:06.003 (2)	123,22	0.240	17:28:22.004
16 -	31.232	27.693	38.525	29.245	215,2	2:06.695	122,55	0.932	17:30:28.699
17 -	31.576	28.109	39.013	29.620	212,9	2:08.318	121,00	2.555	17:32:37.017

ESBK - Campeonato de España de Superbikes

ESBK - SBK

Carrera 1 - SECTOR ANALYSIS



SECTOR 1 = FL to I1, SECTOR 2 = I1 to I2 SECTOR 3 = I2 to I3, SECTOR 4 = I3 to FL, DIFF = Difference To Personal Best Lap, P = Crossed Finish Line in Pit Lane

P10 83 STCK100 YERAY RUIZ					YAMAHA - MSR RACING				
IDEAL LAP TIME : 2:06.141		BEST LAP TIME : 2:06.323		DIFFERENCE : 0.182					
LAP	SECTOR 1	SECTOR 2	SECTOR 3	SECTOR 4	SPEED TRAP	LAP TIME	KPH	DIFF	TIME OF DAY
1 -		29.063	40.336	30.074	167,7	2:19.292	111,46	12.969	16:58:33.158
2 -	32.706	29.096	39.959	30.564	205,1	2:12.325	117,33	6.002	17:00:45.483
3 -	32.552	28.641	39.420	29.644	202,0	2:10.257	119,20	3.934	17:02:55.740
4 -	32.196	28.360	39.334	29.745	206,2	2:09.635	119,77	3.312	17:05:05.375
5 -	32.456	28.406	39.252	29.659	204,1	2:09.773	119,64	3.450	17:07:15.148
6 -	32.843	28.090	39.399	29.651	197,0	2:09.983	119,45	3.660	17:09:25.131
7 -	32.078	27.924	38.794	29.379	202,0	2:08.175	121,13	1.852	17:11:33.306
8 -	31.729	27.640	38.895	29.786	206,2	2:08.050	121,25	1.727	17:13:41.356
9 -	31.781	27.880	38.517	29.309	205,1	2:07.487	121,79	1.164	17:15:48.843
10 -	31.632	27.899	38.551	29.154	208,4	2:07.236	122,03	0.913	17:17:56.079
11 -	31.560	27.676	38.571	29.218	211,7	2:07.025 (3)	122,23	0.702	17:20:03.104
12 -	32.135	27.875	38.308	29.392	207,3	2:07.710	121,57	1.387	17:22:10.814
13 -	31.627	27.512	38.242	29.300	206,2	2:06.681 (2)	122,56	0.358	17:24:17.495
14 -	31.459	27.595	38.114	29.155	209,5	2:06.323 (1)	122,91		17:26:23.818
15 -	31.361	27.791	38.520	29.528	208,4	2:07.200	122,06	0.877	17:28:31.018
16 -	31.674	27.858	38.557	29.408	205,1	2:07.497	121,78	1.174	17:30:38.515
17 -	32.428	28.061	39.273	29.852	202,0	2:09.614	119,79	3.291	17:32:48.129

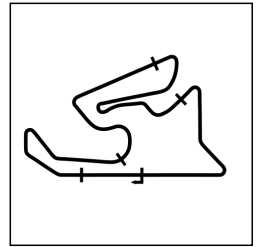
P11 52 STCK100 GUILLEM ERILL					KAWASAKI - DEZA-BOX 77 RACING TEAM				
IDEAL LAP TIME : 2:08.624		BEST LAP TIME : 2:08.739		DIFFERENCE : 0.115					
LAP	SECTOR 1	SECTOR 2	SECTOR 3	SECTOR 4	SPEED TRAP	LAP TIME	KPH	DIFF	TIME OF DAY
1 -		29.422	41.410	30.809	173,6	2:22.195	109,19	13.456	16:58:36.061
2 -	33.584	28.668	43.787	30.574	191,3	2:16.613	113,65	7.874	17:00:52.674
3 -	33.359	28.829	41.175	30.563	195,0	2:13.926	115,93	5.187	17:03:06.600
4 -	32.913	28.658	40.664	30.016	196,0	2:12.251	117,40	3.512	17:05:18.851
5 -	32.487	28.371	40.347	30.870	205,1	2:12.075	117,56	3.336	17:07:30.926
6 -	32.560	28.455	39.979	30.352	200,0	2:11.346	118,21	2.607	17:09:42.272
7 -	32.301	28.408	40.488	30.089	207,3	2:11.286	118,26	2.547	17:11:53.558
8 -	33.054	28.530	40.091	29.901	203,0	2:11.576	118,00	2.837	17:14:05.134
9 -	32.379	28.270	39.756	29.920	201,0	2:10.325	119,13	1.586	17:16:15.459
10 -	32.484	28.011	39.631	29.881	204,1	2:10.007	119,43	1.268	17:18:25.466
11 -	32.202	28.111	39.723	29.846	215,2	2:09.882	119,54	1.143	17:20:35.348
12 -	32.412	28.251	39.893	30.927	202,0	2:11.483	118,08	2.744	17:22:46.831
13 -	32.315	28.187	39.706	29.891	204,1	2:10.099	119,34	1.360	17:24:56.930
14 -	32.360	28.003	39.695	29.757	206,2	2:09.815 (2)	119,60	1.076	17:27:06.745
15 -	31.773	27.752	39.351	29.863	210,6	2:08.739 (1)	120,60		17:29:15.484
16 -	32.463	28.150	39.482	29.748	202,0	2:09.843 (3)	119,58	1.104	17:31:25.327

P12 4 STCK100 JAVIER ARTIME					YAMAHA - CERBA PROMORACING TEAM				
IDEAL LAP TIME : 2:08.604		BEST LAP TIME : 2:09.127		DIFFERENCE : 0.523					
LAP	SECTOR 1	SECTOR 2	SECTOR 3	SECTOR 4	SPEED TRAP	LAP TIME	KPH	DIFF	TIME OF DAY
1 -		30.222	41.085	31.541	161,6	2:24.349	107,56	15.222	16:58:38.215
2 -	33.438	30.075	40.652	30.833	204,1	2:14.998	115,01	5.871	17:00:53.213
3 -	33.313	29.195	40.651	30.356	203,0	2:13.515	116,29	4.388	17:03:06.728
4 -	33.295	28.613	41.309	30.664	194,1	2:13.881	115,97	4.754	17:05:20.609
5 -	32.670	28.620	40.162	29.923	208,4	2:11.375	118,18	2.248	17:07:31.984
6 -	32.446	28.546	39.895	30.055	206,2	2:10.942	118,57	1.815	17:09:42.926
7 -	32.379	28.505	39.873	30.147	211,7	2:10.904	118,61	1.777	17:11:53.830
8 -	33.197	28.922	39.649	30.019	205,1	2:11.787	117,81	2.660	17:14:05.617
9 -	32.311	28.560	39.421	29.613	211,7	2:09.905 (3)	119,52	0.778	17:16:15.522
10 -	32.847	28.172	40.262	29.740	198,0	2:11.021	118,50	1.894	17:18:26.543
11 -	31.789	28.341	39.030	29.967	215,2	2:09.127 (1)	120,24		17:20:35.670
12 -	32.399	28.517	39.460	31.332	203,0	2:11.708	117,88	2.581	17:22:47.378
13 -	32.431	28.310	39.086	30.047	211,7	2:09.874 (2)	119,55	0.747	17:24:57.252
14 -	32.324	28.348	39.982	31.244	206,2	2:11.898	117,71	2.771	17:27:09.150
15 -	37.031	30.089	39.127	29.708	218,7	2:15.955	114,20	6.828	17:29:25.105
16 -	32.356	28.468	39.409	31.603	211,7	2:11.836	117,77	2.709	17:31:36.941

ESBK - Campeonato de España de Superbikes

ESBK - SBK

Carrera 1 - SECTOR ANALYSIS



SECTOR 1 = FL to I1, SECTOR 2 = I1 to I2 SECTOR 3 = I2 to I3, SECTOR 4 = I3 to FL, DIFF = Difference To Personal Best Lap, P = Crossed Finish Line in Pit Lane

P13 38 STCK100 OLA NESBAKKEN		YAMAHA - YAMAHA TEAM SCANDINAVIA							
IDEAL LAP TIME : 2:10.369		BEST LAP TIME : 2:11.222		DIFFERENCE : 0.853					
LAP	SECTOR 1	SECTOR 2	SECTOR 3	SECTOR 4	SPEED TRAP	LAP TIME	KPH	DIFF	TIME OF DAY
1 -		30.849	41.972	31.012	165,6	2:26.706	105,83	15.484	16:58:40.572
2 -	33.626	29.384	41.339	30.911	205,1	2:15.260	114,79	4.038	17:00:55.832
3 -	32.679	29.306	41.026	30.695	210,6	2:13.706	116,12	2.484	17:03:09.538
4 -	32.768	28.741	40.718	30.481	210,6	2:12.708	116,99	1.486	17:05:22.246
5 -	32.756	28.749	40.372	30.066	212,9	2:11.943	117,67	0.721	17:07:34.189
6 -	32.406	28.489	39.964	30.363	216,3	2:11.222 (1)	118,32		17:09:45.411
7 -	32.343	28.537	40.535	30.647	215,2	2:12.062	117,57	0.840	17:11:57.473
8 -	33.019	29.041	40.468	30.060	207,3	2:12.588	117,10	1.366	17:14:10.061
9 -	32.110	28.235	43.550	30.247	220,0	2:14.142	115,74	2.920	17:16:24.203
10 -	32.421	28.638	40.173	30.219	217,5	2:11.451 (3)	118,11	0.229	17:18:35.654
11 -	32.179	28.623	43.604	30.331	218,7	2:14.737	115,23	3.515	17:20:50.391
12 -	32.774	29.107	43.445	30.772	211,7	2:16.098	114,08	4.876	17:23:06.489
13 -	37.899	29.159	41.013	31.650	200,0	2:19.721	111,12	8.499	17:25:26.210
14 -	32.367	28.376	40.614	30.186	215,2	2:11.543	118,03	0.321	17:27:37.753
15 -	32.177	28.851	40.154	30.195	221,2	2:11.377 (2)	118,18	0.155	17:29:49.130
16 -	32.317	28.620	41.796	30.476	220,0	2:13.209	116,55	1.987	17:32:02.339

P14 93 SBK MATHIAS POULSEN		YAMAHA -							
IDEAL LAP TIME : 2:11.221		BEST LAP TIME : 2:11.246		DIFFERENCE : 0.025					
LAP	SECTOR 1	SECTOR 2	SECTOR 3	SECTOR 4	SPEED TRAP	LAP TIME	KPH	DIFF	TIME OF DAY
1 -		29.790	41.670	31.174	166,3	2:23.848	107,93	12.602	16:58:37.714
2 -	33.406	29.448	41.781	31.386	203,0	2:16.021	114,15	4.775	17:00:53.735
3 -	33.261	29.284	41.033	30.523	208,4	2:14.101	115,78	2.855	17:03:07.836
4 -	32.870	28.814	41.135	30.239	205,1	2:13.058	116,69	1.812	17:05:20.894
5 -	33.060	28.580	40.304	30.047	201,0	2:11.991 (2)	117,63	0.745	17:07:32.885
6 -	32.392	28.478	40.319	30.057	209,5	2:11.246 (1)	118,30		17:09:44.131
7 -	32.841	28.579	40.482	30.780	208,4	2:12.682 (3)	117,02	1.436	17:11:56.813

P15 53 SBK ESTEVE RABAT		KAWASAKI -							
IDEAL LAP TIME : 2:03.633		BEST LAP TIME : 2:03.771		DIFFERENCE : 0.138					
LAP	SECTOR 1	SECTOR 2	SECTOR 3	SECTOR 4	SPEED TRAP	LAP TIME	KPH	DIFF	TIME OF DAY
1 -		29.103	39.364	29.333	181,6	2:16.595	113,66	12.824	16:58:30.461
2 -	31.693	27.922	38.356	29.064	212,9	2:07.035	122,22	3.264	17:00:37.496
3 -	31.280	27.672	38.412	29.071	220,0	2:06.435	122,80	2.664	17:02:43.931
4 -	31.088	27.486	37.998	28.799	227,5	2:05.371 (3)	123,84	1.600	17:04:49.302
5 -	30.804	27.328	37.838	28.628	214,0	2:04.598 (2)	124,61	0.827	17:06:53.900
6 -	30.880	27.017	37.219	28.655	217,5	2:03.771 (1)	125,44		17:08:57.671

ESBK - Campeonato de España de Superbikes

ESBK - SBK

Carrera 1 - STATISTICS

Competitors Started	15
Planned Start	2024-10-26 @ 16:35:00.000
Actual Start	2024-10-26 @ 16:56:13.865
Finish Time	2024-10-26 @ 17:30:54.929
Track Length	4,313km
Total Laps	231
Total Distance Covered	996,303km

Session Fastest Lap History

NO	CL	NAME	LAP TIME	TIME OF DAY	LAP	VEHICLE
44	SBK	STEVEN ODENDAAL	2:09.845	16:58:23.707	1	YAMAHA
44	SBK	STEVEN ODENDAAL	2:03.811	17:00:27.517	2	YAMAHA
44	SBK	STEVEN ODENDAAL	2:03.189	17:02:30.706	3	YAMAHA
44	SBK	STEVEN ODENDAAL	2:02.746	17:04:33.451	4	YAMAHA
44	SBK	STEVEN ODENDAAL	2:01.921	17:06:35.373	5	YAMAHA
44	SBK	STEVEN ODENDAAL	2:01.896	17:08:37.269	6	YAMAHA
44	SBK	STEVEN ODENDAAL	2:01.533	17:12:40.873	8	YAMAHA
44	SBK	STEVEN ODENDAAL	2:01.118	17:14:41.990	9	YAMAHA
44	SBK	STEVEN ODENDAAL	2:00.996	17:16:42.986	10	YAMAHA
44	SBK	STEVEN ODENDAAL	2:00.983	17:22:46.097	13	YAMAHA

Session Leader History

NO	CL	NAME	FROM LAP	LAPS LED	DISTANCE	VEHICLE
44	SBK	STEVEN ODENDAAL	1	17	73,32 km	YAMAHA

Flag History

TYPE	TIME OF DAY
GREEN	16:56:13.865
FINISH	17:30:54.929

Flag Statistics

TYPE	COUNT	TOTAL LAPS	TOTAL TIME
Green	1	17	36:50.809
Red	0	0	0.000
Safety Car	0	0	0.000
FCY	0	0	0.000

ESBK - Campeonato de España de Superbikes

ESBK - SBK

Carrera 1 - STATISTICS

CLASS : SBK

8 Starters

Fastest Lap History

NO	NAME	LAP TIME	TIME OF DAY	LAP	VEHICLE
44	STEVEN ODENDAAL	2:09.845	16:58:23.707	1	YAMAHA
44	STEVEN ODENDAAL	2:03.811	17:00:27.517	2	YAMAHA
44	STEVEN ODENDAAL	2:03.189	17:02:30.706	3	YAMAHA
44	STEVEN ODENDAAL	2:02.746	17:04:33.451	4	YAMAHA
44	STEVEN ODENDAAL	2:01.921	17:06:35.373	5	YAMAHA
44	STEVEN ODENDAAL	2:01.896	17:08:37.269	6	YAMAHA
44	STEVEN ODENDAAL	2:01.533	17:12:40.873	8	YAMAHA
44	STEVEN ODENDAAL	2:01.118	17:14:41.990	9	YAMAHA
44	STEVEN ODENDAAL	2:00.996	17:16:42.986	10	YAMAHA
44	STEVEN ODENDAAL	2:00.983	17:22:46.097	13	YAMAHA

Leader History

NO	NAME	FROM LAP	LAPS LED	DISTANCE	VEHICLE
44	STEVEN ODENDAAL	1	17	73,32 km	YAMAHA

ESBK - Campeonato de España de Superbikes

ESBK - SBK

Carrera 1 - STATISTICS

CLASS : STCK1000

7 Starters

Fastest Lap History

NO	NAME	LAP TIME	TIME OF DAY	LAP	VEHICLE
21	EDUARDO MONTERO	2:13.439	16:58:27.303	1	
21	EDUARDO MONTERO	2:05.904	17:00:33.207	2	
21	EDUARDO MONTERO	2:05.720	17:02:38.928	3	
21	EDUARDO MONTERO	2:04.456	17:04:43.384	4	
21	EDUARDO MONTERO	2:03.401	17:06:46.785	5	
21	EDUARDO MONTERO	2:03.267	17:10:53.543	7	
21	EDUARDO MONTERO	2:03.228	17:12:56.771	8	
21	EDUARDO MONTERO	2:02.726	17:14:59.498	9	
21	EDUARDO MONTERO	2:02.652	17:17:02.149	10	
21	EDUARDO MONTERO	2:02.423	17:19:04.572	11	
21	EDUARDO MONTERO	2:02.109	17:21:06.682	12	

Leader History

NO	NAME	FROM LAP	LAPS LED	DISTANCE	VEHICLE
21	EDUARDO MONTERO	1	17	73,32 km	