

ESBK - Campeonato de España de Superbikes
ESBK - PreMoto3
Cronometrado - CLASSIFICATION


POS	NO	NAME	NAT	ENTRY	TIME	ON	LAPS	GAP	DIFF	KPH
1	49	IZAN RODRIGUEZ	ESP	BeOn - ETG RACING	2:15.921	10	11			114,23
2	26	ALBERTO ENRIQUEZ	ECU	-	2:17.512	10	10	1.591	1.591	112,91
3	46	ALVARO LUCAS	ESP	BeOn - IGAXTEAM	2:19.094	9	10	3.173	1.582	111,62
4	64	CARMELO BELLUZZO	ITA	BeOn - ETG RACING	2:20.302	8	10	4.381	1.208	110,66
5	11	OLIVER CANTOS	ESP	- MRETALENT	2:20.371	9	10	4.450	0.069	110,61
6	98	MIKA SIEBDRATH	DEU	MIR RACING - SUPERHUGO 44 TEAM	2:20.610	10	10	4.689	0.239	110,42
7	8	NIKOLA MIROSLAVOV	BUL	BULTACO - BULTACO RACING	2:21.030	8	10	5.109	0.420	110,09
8	29	MAHDI SALEM ABUAWAD	USA	- QRG CERRO-GROUP	2:21.463	6	7	5.542	0.433	109,75
9	27	MATEO MARULANDA	COL	- FRANDO RACING VHC TEAM LIQUI MOL'	2:21.641	9	9	5.720	0.178	109,62
10	23	TRAVIS BORG	MLT	BeOn - FRANDO RACING VHC TEAM LIQUI	2:22.127	9	9	6.206	0.486	109,24
11	99	DAVID SANCHEZ	ESP	BeOn - QRG CERRO GROUP	2:22.342	3	4	6.421	0.215	109,08
12	20	IKER RODRIGUEZ	ESP	BeOn - IGAXTEAM	2:22.592	8	10	6.671	0.250	108,88
13	84	VASCO CESAR	PRT	BULTACO - BULTACO RACING	2:22.597	9	9	6.676	0.005	108,88
14	74	KENSEI MATSUDAIRA	USA	BeOn -	2:23.419	6	6	7.498	0.822	108,26
15	81	JOSE CEA	ESP	BeOn - ALMA RACING TEAM	2:23.424	6	7	7.503	0.005	108,25
16	38	TOMMASO PIERONI	ITA	- ALMA RACING TEAM-	2:24.351	9	10	8.430	0.927	107,56
17	66	QUENTIN MANDINE	FRA	BeOn - MECAPROJETS TEAM ADO	2:24.378	10	10	8.457	0.027	107,54
18	12	LEWIS MULLEN	GBR	BeOn -	2:26.984	6	9	11.063	2.606	105,63
19	22	CELESTIN MASY	FRA	BeOn - TEAM MOTO CLUBE LOUVE	2:31.921	8	8	16.000	4.937	102,20
QUALIFYING LAPTIME (112,0% of 2:15.921) = 2:32.231										
20	10	DANIEL PAZ	ESP	BeOn -	2:39.950	5	5	24.029	8.029	97,07
21	42	MATTEO BERGER	FRA	BeOn -			1			
22	32	AARON RODRIGUEZ	FRA	MIR RACING -			1			

Weather / Track : Rain / Wet

These results are provisional until the conclusion of any judicial and technical matters.

Date: 26/10/2024 Start: 09:00 Finish: 09:25

Circuito de Navarra: 4,313 km

Race Director:	Stewards:	Timekeeper:	
----------------	-----------	-------------	---

 Results can be found at www.tsl-timing.com

Printed - 09:29 sábado, sábado, 26 de octubre de 2024

ESBK - Campeonato de España de Superbikes

ESBK - PreMoto3

Cronometrado - BEST SECTORS

SECTOR 1				SECTOR 2				SECTOR 3				SECTOR 4				IDEAL / BEST COMPARISON			
POS	NO	NAME	TIME	NO	NAME	TIME	NO	NAME	TIME	NO	NAME	TIME	POS	NO	NAME	IDEAL	BEST	DIFF	
																PERFECT LAP 2:15.899			
1	49	RODRIGU	33.968	49	RODRIGU	29.454	49	RODRIGU	40.189	49	RODRIGU	32.288	1	49	RODRIGUEZ	2:15.899	2:15.921	0.022	
2	26	ENRIQUE	34.022	26	ENRIQUE	29.910	26	ENRIQUE	40.760	26	ENRIQUE	32.715	2	26	ENRIQUEZ	2:17.407	2:17.512	0.105	
3	11	CANTOS	34.481	46	LUCAS	30.020	32	RODRIGU	41.149	46	LUCAS	32.913	3	46	LUCAS	2:19.094	2:19.094	0.000	
4	46	LUCAS	34.704	99	SANCHEZ	30.063	46	LUCAS	41.457	8	MIROSLA	33.173	4	11	CANTOS	2:20.121	2:20.371	0.250	
5	64	BELLUZZ	34.824	11	CANTOS	30.249	64	BELLUZZ	41.495	20	RODRIGU	33.214	5	64	BELLUZZO	2:20.144	2:20.302	0.158	
6	23	BORG	34.979	98	SIEBDRA	30.276	98	SIEBDRA	41.522	98	SIEBDRA	33.288	6	98	SIEBDRATH	2:20.307	2:20.610	0.303	
7	27	MARULAN	35.110	64	BELLUZZ	30.326	8	MIROSLA	41.537	11	CANTOS	33.426	7	8	MIROSLAVOV	2:20.552	2:21.030	0.478	
8	98	SIEBDRA	35.221	20	RODRIGU	30.492	42	BERGER	41.583	29	ABUAWAC	33.443	8	27	MARULANDA	2:21.265	2:21.641	0.376	
9	8	MIROSLA	35.305	8	MIROSLA	30.537	29	ABUAWAC	41.691	99	SANCHEZ	33.449	9	23	BORG	2:21.340	2:22.127	0.787	
10	20	RODRIGU	35.568	23	BORG	30.564	27	MARULAN	41.746	64	BELLUZZ	33.499	10	29	ABUAWAD	2:21.458	2:21.463	0.005	
11	29	ABUAWAC	35.708	27	MARULAN	30.575	84	CESAR	41.747	38	PIERONI	33.774	11	99	SANCHEZ	2:21.634	2:22.342	0.708	
12	84	CESAR	35.839	74	MATSUDA	30.610	11	CANTOS	41.965	23	BORG	33.799	12	20	RODRIGUEZ	2:22.072	2:22.592	0.520	
13	99	SANCHEZ	35.876	29	ABUAWAC	30.616	23	BORG	41.998	27	MARULAN	33.834	13	84	CESAR	2:22.597	2:22.597	0.000	
14	81	CEA	36.180	38	PIERONI	30.887	99	SANCHEZ	42.246	81	CEA	33.861	14	74	MATSUDAIRA	2:23.271	2:23.419	0.148	
15	42	BERGER	36.196	32	RODRIGU	30.911	81	CEA	42.273	84	CESAR	34.039	15	81	CEA	2:23.424	2:23.424	0.000	
16	66	MANDINE	36.203	84	CESAR	30.972	74	MATSUDA	42.280	66	MANDINE	34.088	16	42	BERGER	2:23.928			
17	74	MATSUDA	36.254	81	CEA	31.110	66	MANDINE	42.613	74	MATSUDA	34.127	17	38	PIERONI	2:23.959	2:24.351	0.392	
18	38	PIERONI	36.295	66	MANDINE	31.322	20	RODRIGU	42.798	32	RODRIGU	34.194	18	66	MANDINE	2:24.226	2:24.378	0.152	
19	12	MULLEN	36.919	12	MULLEN	31.329	38	PIERONI	43.003	42	BERGER	34.487	19	32	RODRIGUEZ	2:24.612			
20	22	MASY	38.147	42	BERGER	31.662	12	MULLEN	43.690	22	MASY	34.831	20	12	MULLEN	2:26.784	2:26.984	0.200	
21	32	RODRIGU	38.358	22	MASY	32.386	22	MASY	45.837	12	MULLEN	34.846	21	22	MASY	2:31.201	2:31.921	0.720	
22	10	PAZ	40.088	10	PAZ	33.966	10	PAZ	47.181	10	PAZ	37.278	22	10	PAZ	2:38.513	2:39.950	1.437	

ESBK - Campeonato de España de Superbikes

ESBK - PreMoto3

Cronometrado - BEST SPEEDS

POS	NO	NAME	VMAX	KPH
1	64	BELLUZZO		190,3
2	46	LUCAS		189,4
3	49	RODRIGUEZ		188,5
4	99	SANCHEZ		188,5
5	42	BERGER		188,5
6	26	ENRIQUEZ		186,7
7	98	SIEBDRATH		186,7
8	23	BORG		186,7
9	74	MATSUDAIRA		186,7
10	81	CEA		185,9
11	8	MIROSLAVOV		185,0
12	29	ABUAWAD		185,0
13	20	RODRIGUEZ		185,0
14	66	MANDINE		185,0
15	84	CESAR		183,3
16	38	PIERONI		183,3
17	11	CANTOS		181,6
18	12	MULLEN		177,5
19	27	MARULANDA		176,0
20	22	MASY		174,4
21	32	RODRIGUEZ		165,6
22	10	PAZ		154,6

ESBK - Campeonato de España de Superbikes

ESBK - PreMoto3

Cronometrado - LAP ANALYSIS

DIFF = Difference To Personal Best Lap

P1 49 IZAN RODRIGUEZ				
LAP	LAP TIME	DIFF	KPH	TIME OF DAY
1 -	2:37.297	21.376	98,71	09:03:03.208
2 -	2:26.960	11.039	105,65	09:05:30.168
3 -	2:22.342	6.421	109,08	09:07:52.510
4 -	2:19.940	4.019	110,95	09:10:12.450
5 -	2:18.871	2.950	111,80	09:12:31.321
6 -	2:18.033	2.112	112,48	09:14:49.354
7 -	2:16.777 (2)	0.856	113,51	09:17:06.131
8 -	2:18.668	2.747	111,97	09:19:24.799
9 -	2:16.890 (3)	0.969	113,42	09:21:41.689
10 -	2:15.921 (1)		114,23	09:23:57.610
11 -	2:28.568	12.647	104,50	09:26:26.178

P2 26 ALBERTO ENRIQUEZ				
LAP	LAP TIME	DIFF	KPH	TIME OF DAY
1 -	2:37.959	20.447	98,29	09:04:13.686
2 -	2:28.269	10.757	104,72	09:06:41.955
3 -	4:04.190 P	1:46.678	63,58	09:10:46.145
4 -	2:27.842	10.330	105,02	09:13:13.987
5 -	2:21.935	4.423	109,39	09:15:35.922
6 -	2:20.935	3.423	110,16	09:17:56.857
7 -	2:19.133 (3)	1.621	111,59	09:20:15.990
8 -	2:19.287	1.775	111,47	09:22:35.277
9 -	2:17.975 (2)	0.463	112,53	09:24:53.252
10 -	2:17.512 (1)		112,91	09:27:10.764

P3 46 ALVARO LUCAS				
LAP	LAP TIME	DIFF	KPH	TIME OF DAY
1 -	2:35.887	16.793	99,60	09:04:30.437
2 -	2:25.565	6.471	106,66	09:06:56.002
3 -	2:24.038	4.944	107,79	09:09:20.040
4 -	2:22.979	3.885	108,59	09:11:43.019
5 -	2:25.980	6.886	106,36	09:14:08.999
6 -	2:21.059 (3)	1.965	110,07	09:16:30.058
7 -	2:27.377	8.283	105,35	09:18:57.435
8 -	2:20.341 (2)	1.247	110,63	09:21:17.776
9 -	2:19.094 (1)		111,62	09:23:36.870
10 -	2:26.017	6.923	106,33	09:26:02.887

P4 64 CARMELO BELLUZZO				
LAP	LAP TIME	DIFF	KPH	TIME OF DAY
1 -	2:37.854	17.552	98,36	09:03:02.213
2 -	2:27.677	7.375	105,14	09:05:29.890
3 -	2:23.945	3.643	107,86	09:07:53.835
4 -	2:22.710	2.408	108,79	09:10:16.545
5 -	2:22.751	2.449	108,76	09:12:39.296
6 -	2:21.327 (2)	1.025	109,86	09:15:00.623
7 -	2:22.172 (3)	1.870	109,21	09:17:22.795
8 -	2:20.302 (1)		110,66	09:19:43.097
9 -	2:26.566	6.264	105,93	09:22:09.663
10 -	3:32.479	1:12.177	73,07	09:25:42.142

P5 11 OLIVER CANTOS				
LAP	LAP TIME	DIFF	KPH	TIME OF DAY
1 -	2:39.071	18.700	97,60	09:04:19.532
2 -	2:31.164	10.793	102,71	09:06:50.696
3 -	2:27.063	6.692	105,57	09:09:17.759
4 -	2:24.851	4.480	107,19	09:11:42.610
5 -	2:23.282	2.911	108,36	09:14:05.892
6 -	2:26.070	5.699	106,29	09:16:31.962

DIFF = Difference To Personal Best Lap

7 -	2:22.112 (3)	1.741	109,25	09:18:54.074
8 -	2:20.734 (2)	0.363	110,32	09:21:14.808
9 -	2:20.371 (1)		110,61	09:23:35.179
10 -	2:26.669	6.298	105,86	09:26:01.848

P6 98 MIKA SIEBDRATH				
LAP	LAP TIME	DIFF	KPH	TIME OF DAY
1 -	2:36.904	16.294	98,95	09:03:23.500
2 -	2:25.071	4.461	107,02	09:05:48.571
3 -	2:24.080	3.470	107,76	09:08:12.651
4 -	2:23.073	2.463	108,52	09:10:35.724
5 -	2:22.240	1.630	109,15	09:12:57.964
6 -	2:21.171 (2)	0.561	109,98	09:15:19.135
7 -	2:21.773 (3)	1.163	109,51	09:17:40.908
8 -	2:53.299 P	32.689	89,59	09:20:34.207
9 -	2:25.598	4.988	106,64	09:22:59.805
10 -	2:20.610 (1)		110,42	09:25:20.415

P7 8 NIKOLA MIROSLAVOV				
LAP	LAP TIME	DIFF	KPH	TIME OF DAY
1 -	2:38.505	17.475	97,95	09:03:16.085
2 -	2:26.889	5.859	105,70	09:05:42.974
3 -	2:24.177	3.147	107,69	09:08:07.151
4 -	2:25.405	4.375	106,78	09:10:32.556
5 -	4:22.914 P	2:01.884	59,05	09:14:55.470
6 -	2:27.181	6.151	105,49	09:17:22.651
7 -	2:22.100	1.070	109,26	09:19:44.751
8 -	2:21.030 (1)		110,09	09:22:05.781
9 -	2:21.067 (2)	0.037	110,06	09:24:26.848
10 -	2:21.200 (3)	0.170	109,96	09:26:48.048

P8 29 MAHDI SALEM ABUAWAD				
LAP	LAP TIME	DIFF	KPH	TIME OF DAY
1 -	2:32.314	10.851	101,93	09:03:16.174
2 -	2:25.027	3.564	107,06	09:05:41.201
3 -	2:25.698	4.235	106,56	09:08:06.899
4 -	2:23.834 (3)	2.371	107,94	09:10:30.733
5 -	2:23.800 (2)	2.337	107,97	09:12:54.533
6 -	2:21.463 (1)		109,75	09:15:15.996
7 -	5:39.082 P	3:17.619	45,79	09:20:55.078

P9 27 MATEO MARULANDA				
LAP	LAP TIME	DIFF	KPH	TIME OF DAY
1 -	2:41.288	19.647	96,26	09:03:41.262
2 -	2:29.893	8.252	103,58	09:06:11.155
3 -	2:29.327	7.686	103,97	09:08:40.482
4 -	2:23.781	2.140	107,98	09:11:04.263
5 -	2:24.116	2.475	107,73	09:13:28.379
6 -	2:23.729 (3)	2.088	108,02	09:15:52.108
7 -	2:23.751	2.110	108,01	09:18:15.859
8 -	2:21.872 (2)	0.231	109,44	09:20:37.731
9 -	2:21.641 (1)		109,62	09:22:59.372

P10 23 TRAVIS BORG				
LAP	LAP TIME	DIFF	KPH	TIME OF DAY
1 -	2:41.161	19.034	96,34	09:03:41.519
2 -	2:30.227	8.100	103,35	09:06:11.746
3 -	2:29.234	7.107	104,04	09:08:40.980
4 -	2:24.142	2.015	107,71	09:11:05.122
5 -	2:24.327	2.200	107,58	09:13:29.449
6 -	2:23.028 (3)	0.901	108,55	09:15:52.477

ESBK - Campeonato de España de Superbikes

ESBK - PreMoto3

Cronometrado - LAP ANALYSIS

DIFF = Difference To Personal Best Lap

7 -	2:27.006	4.879	105,62	09:18:19.483
8 -	2:22.370 (2)	0.243	109,05	09:20:41.853
9 -	2:22.127 (1)		109,24	09:23:03.980

P11 99 DAVID SANCHEZ				
LAP	LAP TIME	DIFF	KPH	TIME OF DAY
1 -	2:35.202	12.860	100,04	09:03:23.069
2 -	2:22.595 (2)	0.253	108,88	09:05:45.664
3 -	2:22.342 (1)		109,08	09:08:08.006
4 -	2:23.571 (3)	1.229	108,14	09:10:31.577

P12 20 IKER RODRIGUEZ				
LAP	LAP TIME	DIFF	KPH	TIME OF DAY
1 -	2:39.782	17.190	97,17	09:03:41.718
2 -	2:30.888	8.296	102,90	09:06:12.606
3 -	2:28.840	6.248	104,31	09:08:41.446
4 -	2:26.873	4.281	105,71	09:11:08.319
5 -	2:24.623	2.031	107,36	09:13:32.942
6 -	2:23.485 (2)	0.893	108,21	09:15:56.427
7 -	2:23.774 (3)	1.182	107,99	09:18:20.201
8 -	2:22.592 (1)		108,88	09:20:42.793
9 -	2:23.971	1.379	107,84	09:23:06.764
10 -	2:24.227	1.635	107,65	09:25:30.991

P13 84 VASCO CESAR				
LAP	LAP TIME	DIFF	KPH	TIME OF DAY
1 -	2:37.864	15.267	98,35	09:03:57.979
2 -	2:28.797	6.200	104,34	09:06:26.776
3 -	2:25.221	2.624	106,91	09:08:51.997
4 -	2:24.499	1.902	107,45	09:11:16.496
5 -	2:23.845	1.248	107,94	09:13:40.341
6 -	2:23.453 (2)	0.856	108,23	09:16:03.794
7 -	2:24.290	1.693	107,60	09:18:28.084
8 -	2:23.833 (3)	1.236	107,95	09:20:51.917
9 -	2:22.597 (1)		108,88	09:23:14.514

P14 74 KENSEI MATSUDAIRA				
LAP	LAP TIME	DIFF	KPH	TIME OF DAY
1 -	2:35.654	12.235	99,75	09:03:17.682
2 -	2:26.344	2.925	106,09	09:05:44.026
3 -	2:29.613	6.194	103,77	09:08:13.639
4 -	2:24.773 (3)	1.354	107,24	09:10:38.412
5 -	2:24.121 (2)	0.702	107,73	09:13:02.533
6 -	2:23.419 (1)		108,26	09:15:25.952

P15 81 JOSE CEA				
LAP	LAP TIME	DIFF	KPH	TIME OF DAY
1 -	10:20.714 P	7:57.290	25,01	09:10:52.704
2 -	2:40.147	16.723	96,95	09:13:32.851
3 -	2:30.783	7.359	102,97	09:16:03.634
4 -	2:27.647	4.223	105,16	09:18:31.281
5 -	2:25.460 (3)	2.036	106,74	09:20:56.741
6 -	2:23.424 (1)		108,25	09:23:20.165
7 -	2:25.306 (2)	1.882	106,85	09:25:45.471

P16 38 TOMMASO PIERONI				
LAP	LAP TIME	DIFF	KPH	TIME OF DAY
1 -	2:40.981	16.630	96,45	09:03:10.062
2 -	2:29.471	5.120	103,87	09:05:39.533
3 -	2:26.669	2.318	105,86	09:08:06.202

DIFF = Difference To Personal Best Lap

4 -	2:26.497	2.146	105,98	09:10:32.699
5 -	2:24.665 (2)	0.314	107,32	09:12:57.364
6 -	3:34.491 P	1:10.140	72,38	09:16:31.855
7 -	2:33.968	9.617	100,84	09:19:05.823
8 -	2:26.553	2.202	105,94	09:21:32.376
9 -	2:24.351 (1)		107,56	09:23:56.727
10 -	2:25.842 (3)	1.491	106,46	09:26:22.569

P17 66 QUENTIN MANDINE				
LAP	LAP TIME	DIFF	KPH	TIME OF DAY
1 -	2:38.290	13.912	98,09	09:03:19.007
2 -	2:26.092	1.714	106,28	09:05:45.099
3 -	2:27.323	2.945	105,39	09:08:12.422
4 -	2:26.686	2.308	105,85	09:10:39.108
5 -	2:24.963 (3)	0.585	107,10	09:13:04.071
6 -	2:24.561 (2)	0.183	107,40	09:15:28.632
7 -	2:28.000	3.622	104,91	09:17:56.632
8 -	2:26.951	2.573	105,65	09:20:23.583
9 -	2:27.885	3.507	104,99	09:22:51.468
10 -	2:24.378 (1)		107,54	09:25:15.846

P18 12 LEWIS MULLEN				
LAP	LAP TIME	DIFF	KPH	TIME OF DAY
1 -	2:42.195	15.211	95,72	09:03:36.473
2 -	2:34.503	7.519	100,49	09:06:10.976
3 -	2:29.900	2.916	103,58	09:08:40.876
4 -	2:30.231	3.247	103,35	09:11:11.107
5 -	2:29.279	2.295	104,01	09:13:40.386
6 -	2:26.984 (1)		105,63	09:16:07.370
7 -	2:28.051 (2)	1.067	104,87	09:18:35.421
8 -	2:28.547 (3)	1.563	104,52	09:21:03.968
9 -	2:31.204	4.220	102,68	09:23:35.172

P19 22 CELESTIN MASY				
LAP	LAP TIME	DIFF	KPH	TIME OF DAY
1 -	3:57.131 P	1:25.210	65,47	09:06:11.334
2 -	2:36.612	4.691	99,14	09:08:47.946
3 -	2:35.183 (2)	3.262	100,05	09:11:23.129
4 -	2:36.686 (3)	4.765	99,09	09:13:59.815
5 -	2:41.891	9.970	95,90	09:16:41.706
6 -	4:16.868 P	1:44.947	60,44	09:20:58.574
7 -	2:35.448	3.527	99,88	09:23:34.022
8 -	2:31.921 (1)		102,20	09:26:05.943

P20 10 DANIEL PAZ				
LAP	LAP TIME	DIFF	KPH	TIME OF DAY
1 -	2:58.628	18.678	86,92	09:05:21.091
2 -	6:43.206 P	4:03.256	38,50	09:12:04.297
3 -	2:48.768	8.818	92,00	09:14:53.065
4 -	2:42.187 (2)	2.237	95,73	09:17:35.252
5 -	2:39.950 (1)		97,07	09:20:15.202

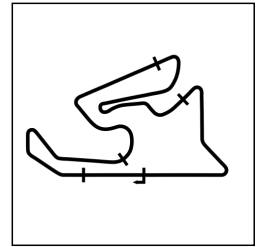
P21 42 MATTEO BERGER				
LAP	LAP TIME	DIFF	KPH	TIME OF DAY
1 -	2:33.129		101,39	09:03:24.317

P22 32 AARON RODRIGUEZ				
LAP	LAP TIME	DIFF	KPH	TIME OF DAY
1 -	2:31.364		102,57	09:03:36.952

ESBK - Campeonato de España de Superbikes

ESBK - PreMoto3

Cronometrado - SECTOR ANALYSIS



SECTOR 1 = FL to I1, SECTOR 2 = I1 to I2 SECTOR 3 = I2 to I3, SECTOR 4 = I3 to FL, DIFF = Difference To Personal Best Lap, P = Crossed Finish Line in Pit Lane

P1 49		IZAN RODRIGUEZ				BeOn - ETG RACING			
IDEAL LAP TIME : 2:15.899		BEST LAP TIME : 2:15.921		DIFFERENCE : 0.022					
LAP	SECTOR 1	SECTOR 2	SECTOR 3	SECTOR 4	SPEED TRAP	LAP TIME	KPH	DIFF	TIME OF DAY
1 -	OUTLAP	33.860	46.596	35.205	149,4	2:37.297	98,71	21.376	09:03:03.208
2 -	36.699	32.079	44.267	33.915	185,9	2:26.960	105,65	11.039	09:05:30.168
3 -	35.819	31.103	42.105	33.315	179,1	2:22.342	109,08	6.421	09:07:52.510
4 -	35.035	30.379	41.354	33.172	187,6	2:19.940	110,95	4.019	09:10:12.450
5 -	34.751	30.057	41.141	32.922	186,7	2:18.871	111,80	2.950	09:12:31.321
6 -	34.491	29.770	40.819	32.953	186,7	2:18.033	112,48	2.112	09:14:49.354
7 -	34.115	29.601	40.502	32.559	186,7	2:16.777 (2)	113,51	0.856	09:17:06.131
8 -	34.194	29.454	42.295	32.725	186,7	2:18.668	111,97	2.747	09:19:24.799
9 -	34.119	29.613	40.521	32.637	187,6	2:16.890 (3)	113,42	0.969	09:21:41.689
10 -	33.968	29.476	40.189	32.288	187,6	2:15.921 (1)	114,23		09:23:57.610
11 -	37.205	32.826	44.057	34.480	188,5	2:28.568	104,50	12.647	09:26:26.178

P2 26		ALBERTO ENRIQUEZ				-			
IDEAL LAP TIME : 2:17.407		BEST LAP TIME : 2:17.512		DIFFERENCE : 0.105					
LAP	SECTOR 1	SECTOR 2	SECTOR 3	SECTOR 4	SPEED TRAP	LAP TIME	KPH	DIFF	TIME OF DAY
1 -	OUTLAP	34.104	46.179	35.359	151,7	2:37.959	98,29	20.447	09:04:13.686
2 -	37.729	32.104	43.719	34.717	180,0	2:28.269	104,72	10.757	09:06:41.955
3 -	37.382	32.503	43.937	IN PIT	182,4	4:04.190 P	63,58	1:46.678	09:10:46.145
4 -	OUTLAP	31.484	42.813	34.004	149,4	2:27.842	105,02	10.330	09:13:13.987
5 -	35.432	30.743	42.028	33.732	182,4	2:21.935	109,39	4.423	09:15:35.922
6 -	34.904	30.734	41.606	33.691	183,3	2:20.935	110,16	3.423	09:17:56.857
7 -	34.332	30.261	41.287	33.253	186,7	2:19.133 (3)	111,59	1.621	09:20:15.990
8 -	34.740	30.366	40.973	33.208	184,1	2:19.287	111,47	1.775	09:22:35.277
9 -	34.022	30.133	41.034	32.786	183,3	2:17.975 (2)	112,53	0.463	09:24:53.252
10 -	34.127	29.910	40.760	32.715	183,3	2:17.512 (1)	112,91		09:27:10.764

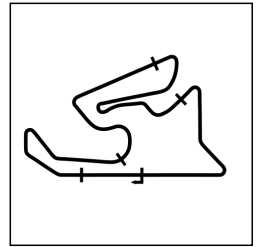
P3 46		ALVARO LUCAS				BeOn - IGAXTEAM			
IDEAL LAP TIME : 2:19.094		BEST LAP TIME : 2:19.094		DIFFERENCE : 0.000					
LAP	SECTOR 1	SECTOR 2	SECTOR 3	SECTOR 4	SPEED TRAP	LAP TIME	KPH	DIFF	TIME OF DAY
1 -	OUTLAP	32.640	45.547	35.044	142,4	2:35.887	99,60	16.793	09:04:30.437
2 -	36.523	31.241	43.424	34.377	184,1	2:25.565	106,66	6.471	09:06:56.002
3 -	35.854	30.930	43.049	34.205	185,0	2:24.038	107,79	4.944	09:09:20.040
4 -	35.688	30.932	42.576	33.783	178,3	2:22.979	108,59	3.885	09:11:43.019
5 -	37.063	31.236	43.468	34.213	165,0	2:25.980	106,36	6.886	09:14:08.999
6 -	35.285	30.281	41.960	33.533	188,5	2:21.059 (3)	110,07	1.965	09:16:30.058
7 -	35.852	33.921	43.611	33.993	186,7	2:27.377	105,35	8.283	09:18:57.435
8 -	35.038	30.448	41.873	32.982	189,4	2:20.341 (2)	110,63	1.247	09:21:17.776
9 -	34.704	30.020	41.457	32.913	189,4	2:19.094 (1)	111,62		09:23:36.870
10 -	36.175	32.044	43.945	33.853	189,4	2:26.017	106,33	6.923	09:26:02.887

P4 64		CARMELO BELLUZZO				BeOn - ETG RACING			
IDEAL LAP TIME : 2:20.144		BEST LAP TIME : 2:20.302		DIFFERENCE : 0.158					
LAP	SECTOR 1	SECTOR 2	SECTOR 3	SECTOR 4	SPEED TRAP	LAP TIME	KPH	DIFF	TIME OF DAY
1 -	OUTLAP	33.830	45.533	35.673	141,4	2:37.854	98,36	17.552	09:03:02.213
2 -	37.612	31.912	43.650	34.503	167,7	2:27.677	105,14	7.375	09:05:29.890
3 -	36.378	31.355	42.442	33.770	180,8	2:23.945	107,86	3.643	09:07:53.835
4 -	35.388	31.032	42.231	34.059	184,1	2:22.710	108,79	2.408	09:10:16.545
5 -	35.881	30.994	42.039	33.837	185,0	2:22.751	108,76	2.449	09:12:39.296
6 -	35.493	30.620	41.715	33.499	185,9	2:21.327 (2)	109,86	1.025	09:15:00.623
7 -	35.229	31.063	42.207	33.673	185,0	2:22.172 (3)	109,21	1.870	09:17:22.795
8 -	34.824	30.326	41.495	33.657	190,3	2:20.302 (1)	110,66		09:19:43.097
9 -	34.972	30.654	47.305	33.635	185,0	2:26.566	105,93	6.264	09:22:09.663
10 -	35.044	30.806	1:45.549	41.080	185,0	3:32.479	73,07	1:12.177	09:25:42.142

ESBK - Campeonato de España de Superbikes

ESBK - PreMoto3

Cronometrado - SECTOR ANALYSIS



SECTOR 1 = FL to I1, SECTOR 2 = I1 to I2 SECTOR 3 = I2 to I3, SECTOR 4 = I3 to FL, DIFF = Difference To Personal Best Lap, P = Crossed Finish Line in Pit Lane

P5 11		OLIVER CANTOS			- MRETALENT				
IDEAL LAP TIME : 2:20.121		BEST LAP TIME : 2:20.371			DIFFERENCE : 0.250				
LAP	SECTOR 1	SECTOR 2	SECTOR 3	SECTOR 4	SPEED TRAP	LAP TIME	KPH	DIFF	TIME OF DAY
1 -	OUTLAP	34.280	46.121	35.997	141,4	2:39.071	97,60	18.700	09:04:19.532
2 -	37.327	32.532	45.322	35.983	177,5	2:31.164	102,71	10.793	09:06:50.696
3 -	36.291	31.839	43.829	35.104	178,3	2:27.063	105,57	6.692	09:09:17.759
4 -	35.678	31.432	43.177	34.564	179,1	2:24.851	107,19	4.480	09:11:42.610
5 -	35.070	31.179	42.711	34.322	179,1	2:23.282	108,36	2.911	09:14:05.892
6 -	35.128	31.087	45.638	34.217	179,1	2:26.070	106,29	5.699	09:16:31.962
7 -	35.191	30.894	42.025	34.002	179,1	2:22.112 (3)	109,25	1.741	09:18:54.074
8 -	34.996	30.347	41.965	33.426	178,3	2:20.734 (2)	110,32	0.363	09:21:14.808
9 -	34.481	30.249	42.039	33.602	178,3	2:20.371 (1)	110,61		09:23:35.179
10 -	37.251	32.368	42.903	34.147	181,6	2:26.669	105,86	6.298	09:26:01.848

P6 98		MIKA SIEBDRATH			MIR RACING - SUPERHUGO 44 TEAM				
IDEAL LAP TIME : 2:20.307		BEST LAP TIME : 2:20.610			DIFFERENCE : 0.303				
LAP	SECTOR 1	SECTOR 2	SECTOR 3	SECTOR 4	SPEED TRAP	LAP TIME	KPH	DIFF	TIME OF DAY
1 -	OUTLAP	33.494	45.343	34.841	132,8	2:36.904	98,95	16.294	09:03:23.500
2 -	36.601	31.451	43.063	33.956	185,9	2:25.071	107,02	4.461	09:05:48.571
3 -	36.224	31.189	42.861	33.806	184,1	2:24.080	107,76	3.470	09:08:12.651
4 -	36.154	30.830	42.415	33.674	177,5	2:23.073	108,52	2.463	09:10:35.724
5 -	35.836	30.645	42.235	33.524	185,0	2:22.240	109,15	1.630	09:12:57.964
6 -	35.727	30.276	41.809	33.359	186,7	2:21.171 (2)	109,98	0.561	09:15:19.135
7 -	35.727	30.431	42.093	33.522	182,4	2:21.773 (3)	109,51	1.163	09:17:40.908
8 -	35.953	30.514	41.732	IN PIT	178,3	2:53.299 P	89,59	32.689	09:20:34.207
9 -	OUTLAP	30.716	42.117	33.361	145,0	2:25.598	106,64	4.988	09:22:59.805
10 -	35.221	30.579	41.522	33.288	182,4	2:20.610 (1)	110,42		09:25:20.415

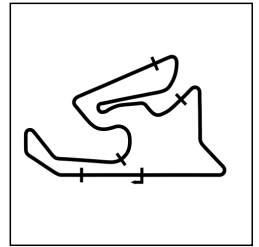
P7 8		NIKOLA MIROSLAVOV			BULTACO - BULTACO RACING				
IDEAL LAP TIME : 2:20.552		BEST LAP TIME : 2:21.030			DIFFERENCE : 0.478				
LAP	SECTOR 1	SECTOR 2	SECTOR 3	SECTOR 4	SPEED TRAP	LAP TIME	KPH	DIFF	TIME OF DAY
1 -	OUTLAP	34.343	45.679	35.413	150,5	2:38.505	97,95	17.475	09:03:16.085
2 -	37.730	31.978	43.029	34.152	177,5	2:26.889	105,70	5.859	09:05:42.974
3 -	36.247	31.358	42.595	33.977	183,3	2:24.177	107,69	3.147	09:08:07.151
4 -	36.557	31.380	43.015	34.453	178,3	2:25.405	106,78	4.375	09:10:32.556
5 -	35.855	30.924	42.870	IN PIT	185,0	4:22.914 P	59,05	2:01.884	09:14:55.470
6 -	OUTLAP	31.341	42.479	34.105	154,6	2:27.181	105,49	6.151	09:17:22.651
7 -	35.731	30.819	42.052	33.498	183,3	2:22.100	109,26	1.070	09:19:44.751
8 -	35.305	30.630	41.764	33.331	184,1	2:21.030 (1)	110,09		09:22:05.781
9 -	35.316	30.537	41.729	33.485	185,0	2:21.067 (2)	110,06	0.037	09:24:26.848
10 -	35.654	30.836	41.537	33.173	184,1	2:21.200 (3)	109,96	0.170	09:26:48.048

P8 29		MAHDI SALEM ABUAWAD			- QRG CERRO-GROUP				
IDEAL LAP TIME : 2:21.458		BEST LAP TIME : 2:21.463			DIFFERENCE : 0.005				
LAP	SECTOR 1	SECTOR 2	SECTOR 3	SECTOR 4	SPEED TRAP	LAP TIME	KPH	DIFF	TIME OF DAY
1 -	OUTLAP	32.202	43.942	34.998	142,4	2:32.314	101,93	10.851	09:03:16.174
2 -	37.147	31.107	42.976	33.797	173,6	2:25.027	107,06	3.564	09:05:41.201
3 -	36.520	30.647	43.646	34.885	179,1	2:25.698	106,56	4.235	09:08:06.899
4 -	36.409	31.093	42.562	33.770	185,0	2:23.834 (3)	107,94	2.371	09:10:30.733
5 -	36.269	30.832	42.906	33.793	181,6	2:23.800 (2)	107,97	2.337	09:12:54.533
6 -	35.708	30.621	41.691	33.443	181,6	2:21.463 (1)	109,75		09:15:15.996
7 -	41.039	32.283	44.250	IN PIT	177,5	5:39.082 P	45,79	3:17.619	09:20:55.078

ESBK - Campeonato de España de Superbikes

ESBK - PreMoto3

Cronometrado - SECTOR ANALYSIS



SECTOR 1 = FL to I1, SECTOR 2 = I1 to I2 SECTOR 3 = I2 to I3, SECTOR 4 = I3 to FL, DIFF = Difference To Personal Best Lap, P = Crossed Finish Line in Pit Lane

P9 27		MATEO MARULANDA			- FRANDO RACING VHC TEAM LIQUI MOLY				
IDEAL LAP TIME : 2:21.265		BEST LAP TIME : 2:21.641			DIFFERENCE : 0.376				
LAP	SECTOR 1	SECTOR 2	SECTOR 3	SECTOR 4	SPEED TRAP	LAP TIME	KPH	DIFF	TIME OF DAY
1 -	OUTLAP	34.663	45.967	35.873	133,7	2:41.288	96,26	19.647	09:03:41.262
2 -	37.623	32.127	44.013	36.130	170,6	2:29.893	103,58	8.252	09:06:11.155
3 -	37.780	32.512	43.882	35.153	165,0	2:29.327	103,97	7.686	09:08:40.482
4 -	36.166	31.114	42.343	34.158	174,4	2:23.781	107,98	2.140	09:11:04.263
5 -	36.046	30.839	42.644	34.587	175,2	2:24.116	107,73	2.475	09:13:28.379
6 -	36.055	31.185	42.392	34.097	175,2	2:23.729 (3)	108,02	2.088	09:15:52.108
7 -	35.680	30.886	42.274	34.911	176,0	2:23.751	108,01	2.110	09:18:15.859
8 -	35.640	30.597	41.746	33.889	174,4	2:21.872 (2)	109,44	0.231	09:20:37.731
9 -	35.440	30.575	41.792	33.834	175,2	2:21.641 (1)	109,62		09:22:59.372

P10 23		TRAVIS BORG			BeOn - FRANDO RACING VHC TEAM LIQUI MOLY				
IDEAL LAP TIME : 2:21.340		BEST LAP TIME : 2:22.127			DIFFERENCE : 0.787				
LAP	SECTOR 1	SECTOR 2	SECTOR 3	SECTOR 4	SPEED TRAP	LAP TIME	KPH	DIFF	TIME OF DAY
1 -	OUTLAP	34.659	45.985	35.870	131,1	2:41.161	96,34	19.034	09:03:41.519
2 -	37.644	32.171	43.992	36.420	166,3	2:30.227	103,35	8.100	09:06:11.746
3 -	37.610	32.521	43.946	35.157	160,3	2:29.234	104,04	7.107	09:08:40.980
4 -	36.425	30.824	42.527	34.366	171,4	2:24.142	107,71	2.015	09:11:05.122
5 -	36.030	30.702	42.763	34.832	180,0	2:24.327	107,58	2.200	09:13:29.449
6 -	36.064	30.949	42.216	33.799	178,3	2:23.028 (3)	108,55	0.901	09:15:52.477
7 -	37.408	31.309	43.053	35.236	171,4	2:27.006	105,62	4.879	09:18:19.483
8 -	35.814	30.564	41.998	33.994	181,6	2:22.370 (2)	109,05	0.243	09:20:41.853
9 -	35.623	30.572	42.018	33.914	182,4	2:22.127 (1)	109,24		09:23:03.980

P11 99		DAVID SANCHEZ			BeOn - QRG CERRO GROUP				
IDEAL LAP TIME : 2:21.634		BEST LAP TIME : 2:22.342			DIFFERENCE : 0.708				
LAP	SECTOR 1	SECTOR 2	SECTOR 3	SECTOR 4	SPEED TRAP	LAP TIME	KPH	DIFF	TIME OF DAY
1 -	OUTLAP	33.566	44.384	35.067	148,3	2:35.202	100,04	12.860	09:03:23.069
2 -	36.013	30.594	42.246	33.742	184,1	2:22.595 (2)	108,88	0.253	09:05:45.664
3 -	36.345	30.063	42.485	33.449	187,6	2:22.342 (1)	109,08		09:08:08.006
4 -	35.882	30.822	43.103	33.764	186,7	2:23.571 (3)	108,14	1.229	09:10:31.577

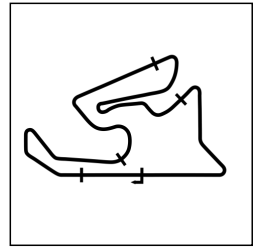
P12 20		IKER RODRIGUEZ			BeOn - IGAXTEAM				
IDEAL LAP TIME : 2:22.072		BEST LAP TIME : 2:22.592			DIFFERENCE : 0.520				
LAP	SECTOR 1	SECTOR 2	SECTOR 3	SECTOR 4	SPEED TRAP	LAP TIME	KPH	DIFF	TIME OF DAY
1 -	OUTLAP	35.276	45.987	35.152	151,7	2:39.782	97,17	17.190	09:03:41.718
2 -	38.208	32.693	44.029	35.958	167,0	2:30.888	102,90	8.296	09:06:12.606
3 -	37.424	33.000	43.925	34.491	176,7	2:28.840	104,31	6.248	09:08:41.446
4 -	37.065	32.059	43.327	34.422	171,4	2:26.873	105,71	4.281	09:11:08.319
5 -	35.889	31.785	42.841	34.108	182,4	2:24.623	107,36	2.031	09:13:32.942
6 -	35.568	30.883	43.145	33.889	185,0	2:23.485 (2)	108,21	0.893	09:15:56.427
7 -	35.711	31.121	42.798	34.144	182,4	2:23.774 (3)	107,99	1.182	09:18:20.201
8 -	35.881	30.492	43.005	33.214	181,6	2:22.592 (1)	108,88		09:20:42.793
9 -	36.338	31.116	42.882	33.635	185,0	2:23.971	107,84	1.379	09:23:06.764
10 -	35.920	30.747	43.651	33.909	183,3	2:24.227	107,65	1.635	09:25:30.991

P13 84		VASCO CESAR			BULTACO - BULTACO RACING				
IDEAL LAP TIME : 2:22.597		BEST LAP TIME : 2:22.597			DIFFERENCE : 0.000				
LAP	SECTOR 1	SECTOR 2	SECTOR 3	SECTOR 4	SPEED TRAP	LAP TIME	KPH	DIFF	TIME OF DAY
1 -	OUTLAP	33.687	45.536	35.732	142,4	2:37.864	98,35	15.267	09:03:57.979
2 -	37.571	32.090	43.506	35.630	180,8	2:28.797	104,34	6.200	09:06:26.776
3 -	36.567	31.679	42.619	34.356	181,6	2:25.221	106,91	2.624	09:08:51.997
4 -	36.151	31.769	42.191	34.388	182,4	2:24.499	107,45	1.902	09:11:16.496
5 -	36.104	31.311	42.157	34.273	181,6	2:23.845	107,94	1.248	09:13:40.341
6 -	36.127	31.139	42.047	34.140	181,6	2:23.453 (2)	108,23	0.856	09:16:03.794
7 -	36.302	31.309	42.091	34.588	180,8	2:24.290	107,60	1.693	09:18:28.084
8 -	36.322	31.241	41.895	34.375	181,6	2:23.833 (3)	107,95	1.236	09:20:51.917
9 -	35.839	30.972	41.747	34.039	181,6	2:22.597 (1)	108,88		09:23:14.514

ESBK - Campeonato de España de Superbikes

ESBK - PreMoto3

Cronometrado - SECTOR ANALYSIS



SECTOR 1 = FL to I1, SECTOR 2 = I1 to I2 SECTOR 3 = I2 to I3, SECTOR 4 = I3 to FL, DIFF = Difference To Personal Best Lap, P = Crossed Finish Line in Pit Lane

P14 74		KENSEI MATSUDAIRA				BeOn -			
IDEAL LAP TIME : 2:23.271		BEST LAP TIME : 2:23.419		DIFFERENCE : 0.148					
LAP	SECTOR 1	SECTOR 2	SECTOR 3	SECTOR 4	SPEED TRAP	LAP TIME	KPH	DIFF	TIME OF DAY
1 -	OUTLAP	33.678	44.088	35.031	132,8	2:35.654	99,75	12.235	09:03:17.682
2 -	36.840	31.762	43.240	34.502	181,6	2:26.344	106,09	2.925	09:05:44.026
3 -	39.689	31.564	44.039	34.321	181,6	2:29.613	103,77	6.194	09:08:13.639
4 -	36.471	31.190	42.712	34.400	179,1	2:24.773 (3)	107,24	1.354	09:10:38.412
5 -	36.353	30.885	42.427	34.456	185,9	2:24.121 (2)	107,73	0.702	09:13:02.533
6 -	36.402	30.610	42.280	34.127	185,9	2:23.419 (1)	108,26		09:15:25.952

P15 81		JOSE CEA				BeOn - ALMA RACING TEAM			
IDEAL LAP TIME : 2:23.424		BEST LAP TIME : 2:23.424		DIFFERENCE : 0.000					
LAP	SECTOR 1	SECTOR 2	SECTOR 3	SECTOR 4	SPEED TRAP	LAP TIME	KPH	DIFF	TIME OF DAY
1 -	OUTLAP	34.223	47.430	IN PIT	142,9	10:20.714 P	25,01	7:57.290	09:10:52.704
2 -	OUTLAP	34.125	47.410	36.516	147,2	2:40.147	96,95	16.723	09:13:32.851
3 -	37.779	32.262	45.270	35.472	172,1	2:30.783	102,97	7.359	09:16:03.634
4 -	37.296	31.848	43.627	34.876	185,0	2:27.647	105,16	4.223	09:18:31.281
5 -	36.716	31.523	43.058	34.163	185,0	2:25.460 (3)	106,74	2.036	09:20:56.741
6 -	36.180	31.110	42.273	33.861	185,9	2:23.424 (1)	108,25		09:23:20.165
7 -	36.515	31.464	43.257	34.070	185,0	2:25.306 (2)	106,85	1.882	09:25:45.471

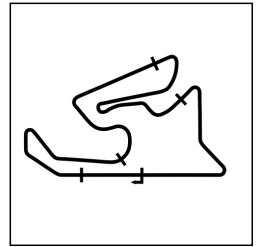
P16 38		TOMMASO PIERONI				- ALMA RACING TEAM-			
IDEAL LAP TIME : 2:23.959		BEST LAP TIME : 2:24.351		DIFFERENCE : 0.392					
LAP	SECTOR 1	SECTOR 2	SECTOR 3	SECTOR 4	SPEED TRAP	LAP TIME	KPH	DIFF	TIME OF DAY
1 -	OUTLAP	33.737	46.726	36.307	133,3	2:40.981	96,45	16.630	09:03:10.062
2 -	38.127	31.571	45.020	34.753	180,8	2:29.471	103,87	5.120	09:05:39.533
3 -	37.212	31.066	44.013	34.378	181,6	2:26.669	105,86	2.318	09:08:06.202
4 -	36.821	31.143	43.676	34.857	183,3	2:26.497	105,98	2.146	09:10:32.699
5 -	36.409	30.887	43.117	34.252	181,6	2:24.665 (2)	107,32	0.314	09:12:57.364
6 -	37.286	31.595	44.448	IN PIT	182,4	3:34.491 P	72,38	1:10.140	09:16:31.855
7 -	OUTLAP	31.930	44.880	35.440	132,4	2:33.968	100,84	9.617	09:19:05.823
8 -	36.830	31.691	43.838	34.194	178,3	2:26.553	105,94	2.202	09:21:32.376
9 -	36.295	31.181	43.101	33.774	179,1	2:24.351 (1)	107,56		09:23:56.727
10 -	37.186	31.584	43.003	34.069	180,8	2:25.842 (3)	106,46	1.491	09:26:22.569

P17 66		QUENTIN MANDINE				BeOn - MECAPROJETS TEAM ADO			
IDEAL LAP TIME : 2:24.226		BEST LAP TIME : 2:24.378		DIFFERENCE : 0.152					
LAP	SECTOR 1	SECTOR 2	SECTOR 3	SECTOR 4	SPEED TRAP	LAP TIME	KPH	DIFF	TIME OF DAY
1 -	OUTLAP	34.530	43.910	35.158	145,0	2:38.290	98,09	13.912	09:03:19.007
2 -	36.782	31.916	43.085	34.309	173,6	2:26.092	106,28	1.714	09:05:45.099
3 -	37.515	31.790	43.521	34.497	179,1	2:27.323	105,39	2.945	09:08:12.422
4 -	37.059	32.013	43.276	34.338	179,1	2:26.686	105,85	2.308	09:10:39.108
5 -	36.332	31.581	42.817	34.233	185,0	2:24.963 (3)	107,10	0.585	09:13:04.071
6 -	36.307	31.493	42.613	34.148	181,6	2:24.561 (2)	107,40	0.183	09:15:28.632
7 -	36.728	31.566	44.021	35.685	183,3	2:28.000	104,91	3.622	09:17:56.632
8 -	37.154	32.028	43.311	34.458	169,2	2:26.951	105,65	2.573	09:20:23.583
9 -	36.744	32.068	44.300	34.773	181,6	2:27.885	104,99	3.507	09:22:51.468
10 -	36.203	31.322	42.765	34.088	180,8	2:24.378 (1)	107,54		09:25:15.846

ESBK - Campeonato de España de Superbikes

ESBK - PreMoto3

Cronometrado - SECTOR ANALYSIS



SECTOR 1 = FL to I1, SECTOR 2 = I1 to I2 SECTOR 3 = I2 to I3, SECTOR 4 = I3 to FL, DIFF = Difference To Personal Best Lap, P = Crossed Finish Line in Pit Lane

P18 12		LEWIS MULLEN				BeOn -			
IDEAL LAP TIME : 2:26.784		BEST LAP TIME : 2:26.984		DIFFERENCE : 0.200					
LAP	SECTOR 1	SECTOR 2	SECTOR 3	SECTOR 4	SPEED TRAP	LAP TIME	KPH	DIFF	TIME OF DAY
1 -	OUTLAP	34.661	47.793	37.044	135,1	2:42.195	95,72	15.211	09:03:36.473
2 -	39.123	33.446	45.644	36.290	167,0	2:34.503	100,49	7.519	09:06:10.976
3 -	37.726	32.603	43.996	35.575	176,0	2:29.900	103,58	2.916	09:08:40.876
4 -	37.933	32.573	44.060	35.665	165,0	2:30.231	103,35	3.247	09:11:11.107
5 -	36.960	31.930	44.245	36.144	177,5	2:29.279	104,01	2.295	09:13:40.386
6 -	37.117	31.329	43.692	34.846	177,5	2:26.984 (1)	105,63		09:16:07.370
7 -	36.919	31.814	43.690	35.628	176,7	2:28.051 (2)	104,87	1.067	09:18:35.421
8 -	37.407	32.124	44.007	35.009	176,0	2:28.547 (3)	104,52	1.563	09:21:03.968
9 -	37.417	32.109	46.179	35.499	176,0	2:31.204	102,68	4.220	09:23:35.172

P19 22		CELESTIN MASY				BeOn - TEAM MOTO CLUBE LOULE			
IDEAL LAP TIME : 2:31.201		BEST LAP TIME : 2:31.921		DIFFERENCE : 0.720					
LAP	SECTOR 1	SECTOR 2	SECTOR 3	SECTOR 4	SPEED TRAP	LAP TIME	KPH	DIFF	TIME OF DAY
1 -	OUTLAP	33.589	47.965	IN PIT	137,0	3:57.131 P	65,47	1:25.210	09:06:11.334
2 -	OUTLAP	32.846	46.275	36.161	124,1	2:36.612	99,14	4.691	09:08:47.946
3 -	39.465	33.493	46.253	35.972	157,1	2:35.183 (2)	100,05	3.262	09:11:23.129
4 -	41.924	32.987	46.006	35.769	148,3	2:36.686 (3)	99,09	4.765	09:13:59.815
5 -	39.406	32.462	50.380	39.643	151,7	2:41.891	95,90	9.970	09:16:41.706
6 -	46.563	36.336	52.972	IN PIT	112,1	4:16.868 P	60,44	1:44.947	09:20:58.574
7 -	OUTLAP	32.386	46.080	35.217	128,1	2:35.448	99,88	3.527	09:23:34.022
8 -	38.147	33.106	45.837	34.831	174,4	2:31.921 (1)	102,20		09:26:05.943

P20 10		DANIEL PAZ				BeOn -			
IDEAL LAP TIME : 2:38.513		BEST LAP TIME : 2:39.950		DIFFERENCE : 1.437					
LAP	SECTOR 1	SECTOR 2	SECTOR 3	SECTOR 4	SPEED TRAP	LAP TIME	KPH	DIFF	TIME OF DAY
1 -	OUTLAP	38.070	51.318	39.229	110,6	2:58.628	86,92	18.678	09:05:21.091
2 -	41.979	35.286	47.645	IN PIT	152,3	6:43.206 P	38,50	4:03.256	09:12:04.297
3 -	OUTLAP	35.145	49.429	38.055	114,4	2:48.768	92,00	8.818	09:14:53.065
4 -	41.462	34.863	48.120	37.742	154,6	2:42.187 (2)	95,73	2.237	09:17:35.252
5 -	41.379	33.966	47.327	37.278	152,8	2:39.950 (1)	97,07		09:20:15.202

P21 42		MATTEO BERGER				BeOn -			
IDEAL LAP TIME : 2:23.928		BEST LAP TIME :		DIFFERENCE :					
LAP	SECTOR 1	SECTOR 2	SECTOR 3	SECTOR 4	SPEED TRAP	LAP TIME	KPH	DIFF	TIME OF DAY
1 -	OUTLAP	32.414	43.852	34.487	127,3	2:33.129	101,39		09:03:24.317

P22 32		AARON RODRIGUEZ				MIR RACING -			
IDEAL LAP TIME : 2:24.612		BEST LAP TIME :		DIFFERENCE :					
LAP	SECTOR 1	SECTOR 2	SECTOR 3	SECTOR 4	SPEED TRAP	LAP TIME	KPH	DIFF	TIME OF DAY
1 -	OUTLAP	33.378	43.157	34.194	146,6	2:31.364	102,57		09:03:36.952

ESBK - Campeonato de España de Superbikes

ESBK - PreMoto3

Cronometrado - STATISTICS

Competitors Started	22
Planned Start	2024-10-26 @ 09:00:00.000
Actual Start	2024-10-26 @ 09:00:00.000
Finish Time	2024-10-26 @ 09:25:00.000
Track Length	4,313km
Total Laps	176
Total Distance Covered	759,088km

Session Fastest Lap History

NO	NAME	LAP TIME	TIME OF DAY	LAP	VEHICLE
64	CARMELO BELLUZZO	2:27.677	09:05:29.881	2	BeOn
49	IZAN RODRIGUEZ	2:26.960	09:05:30.159	2	BeOn
29	MAHDI SALEM ABUAWAD	2:25.027	09:05:41.192	2	
99	DAVID SANCHEZ	2:22.595	09:05:45.655	2	BeOn
49	IZAN RODRIGUEZ	2:22.342	09:07:52.502	3	BeOn
49	IZAN RODRIGUEZ	2:19.940	09:10:12.441	4	BeOn
49	IZAN RODRIGUEZ	2:18.871	09:12:31.312	5	BeOn
49	IZAN RODRIGUEZ	2:18.033	09:14:49.345	6	BeOn
49	IZAN RODRIGUEZ	2:16.777	09:17:06.122	7	BeOn
49	IZAN RODRIGUEZ	2:15.921	09:23:57.602	10	BeOn

Flag History

TYPE	TIME OF DAY
GREEN	09:00:00.000
FINISH	09:25:00.000

Flag Statistics

TYPE	COUNT	TOTAL LAPS	TOTAL TIME
Green	1	11	29:37.795
Red	0	0	0.000
Safety Car	0	0	0.000
FCY	0	0	0.000