

ESBK - Campeonato de España de Superbikes

ESBK - PreMoto3

Carrera 2 - CLASSIFICATION

Race Distance: 13 Laps / 56,06 kilometers

POS	NO	NAME	NAT	ENTRY	LAPS	TIME	GAP	DIFF	KPH	BEST	ON	GRD	↓↑
1	49	IZAN RODRIGUEZ	ESP	BeOn - ETG RACING	13	29:05.094			115,66	2:10.842	12	1	0
2	46	ALVARO LUCAS	ESP	BeOn - IGAXTEAM	13	29:16.214	11.120	11.120	114,93	2:12.803	9	4	2
3	8	NIKOLA MIROSLAVOV	BUL	BULTACO - BULTACO RACING	13	29:19.970	14.876	3.756	114,68	2:12.524	10	11	8
4	27	MATEO MARULANDA	COL	- FRANDO RACING VHC TEAM LIQUI MOLY	13	29:32.336	27.242	12.366	113,88	2:13.012	10	6	2
5	20	IKER RODRIGUEZ	ESP	BeOn - IGAXTEAM	13	29:36.209	31.115	3.873	113,63	2:13.500	13	14	9
6	98	MIKA SIEBDRATH	DEU	MIR RACING - SUPERHUGO 44 TEAM	13	29:36.238	31.144	0.029	113,63	2:14.180	12	5	-1
7	84	VASCO CESAR	PRT	BULTACO - BULTACO RACING	13	29:38.172	33.078	1.934	113,51	2:13.547	13	9	2
8	42	MATTEO BERGER	FRA	BeOn -	13	29:38.345	33.251	0.173	113,50	2:13.784	9	8	0
9	81	JOSE CEA	ESP	BeOn - ALMA RACING TEAM	13	29:45.927	40.833	7.582	113,02	2:14.610	10	16	7
10	32	AARON RODRIGUEZ	FRA	MIR RACING -	13	29:53.714	48.620	7.787	112,53	2:15.589	12	22	12
11	29	MAHDI SALEM ABUAWAD	USA	- QRG CERRO-GROUP	13	29:57.811	52.717	4.097	112,27	2:16.155	11	12	1
12	22	CELESTIN MASY	FRA	BeOn - TEAM MOTO CLUBE LOULE	13	29:57.850	52.756	0.039	112,27	2:16.187	11	20	8
13	11	OLIVER CANTOS	ESP	- MRETALENT	13	30:00.851	55.757	3.001	112,08	2:16.159	10	10	-3
14	12	LEWIS MULLEN	GBR	BeOn -	13	30:22.439	1:17.345	21.588	110,75	2:18.039	7	19	5
15	38	TOMMASO PIERONI	ITA	- ALMA RACING TEAM-	13	30:29.040	1:23.946	6.601	110,35	2:18.687	6	17	2
16	66	QUENTIN MANDINE	FRA	BeOn - MECAPROJETS TEAM ADO	13	30:34.754	1:29.660	5.714	110,01	2:18.970	6	18	2
17	10	DANIEL PAZ	ESP	BeOn -	12	29:42.870	1 Lap	1 Lap	104,50	2:24.771	12	21	4
18	64	CARMELO BELLUZZO	ITA	BeOn - ETG RACING	12	29:54.030	1 Lap	11.160	103,85	2:14.062	9	3	-15
19	74	KENSEI MATSUDAIRA	USA	BeOn -	12	30:01.480	1 Lap	7.450	103,42	2:22.735	11	15	-4

NOT CLASSIFIED

DNF	26	ALBERTO ENRIQUEZ	ECU	-	1	2:22.481	12 Laps	11 Laps	108,97	2:22.481	1	2	
DNF	23	TRAVIS BORG	MLT	BeOn - FRANDO RACING VHC TEAM LIQUI MOI	0							13	

NOT STARTED

NS	99	DAVID SANCHEZ	ESP	BeOn - QRG CERRO GROUP								7	
----	----	---------------	-----	------------------------	--	--	--	--	--	--	--	---	--

FASTEST LAP

	49	IZAN RODRIGUEZ	ESP	BeOn - ETG RACING	12	2:10.842			73,73 mph				118,66 kph
--	----	----------------	-----	-------------------	----	----------	--	--	-----------	--	--	--	------------

Weather / Track : Cloudy / Wet

These results are provisional until the conclusion of any judicial and technical matters.

Date: 27/10/2024 Start: 09:16 Finish: 09:45

Circuito de Navarra: 4,313 km

Race Director:	Stewards:	Timekeeper:	
----------------	-----------	-------------	--

Results can be found at www.tsl-timing.com

Printed - 09:50 domingo, domingo, 27 de octubre de 2024

ESBK - Campeonato de España de Superbikes

ESBK - PreMoto3

Carrera 2 - BEST SECTORS

SECTOR 1			SECTOR 2			SECTOR 3			SECTOR 4			IDEAL / BEST COMPARISON						
POS	NO	NAME	TIME	NO	NAME	TIME	NO	NAME	TIME	NO	NAME	TIME	POS	NO	NAME	IDEAL	BEST	DIFF
																PERFECT LAP 2:10.550		
1	49	RODRIGU	32.812	49	RODRIGU	28.154	49	RODRIGU	38.340	46	LUCAS	31.244	1	49	RODRIGUEZ	2:10.674	2:10.842	0.168
2	46	LUCAS	33.039	46	LUCAS	28.370	84	CESAR	38.633	49	RODRIGU	31.368	2	46	LUCAS	2:11.997	2:12.803	0.806
3	20	RODRIGU	33.337	42	BERGER	28.604	8	MIROSLA	38.675	8	MIROSLA	31.474	3	8	MIROSLAVOV	2:12.223	2:12.524	0.301
4	27	MARULAN	33.401	8	MIROSLA	28.653	27	MARULAN	38.848	27	MARULAN	31.582	4	27	MARULANDA	2:12.775	2:13.012	0.237
5	8	MIROSLA	33.421	64	BELLUZZ	28.859	20	RODRIGU	38.984	20	RODRIGU	31.663	5	20	RODRIGUEZ	2:12.949	2:13.500	0.551
6	98	SIEBDRA	33.445	98	SIEBDRA	28.866	42	BERGER	39.038	84	CESAR	32.068	6	84	CESAR	2:13.536	2:13.547	0.011
7	64	BELLUZZ	33.535	84	CESAR	28.913	32	RODRIGU	39.095	98	SIEBDRA	32.134	7	98	SIEBDRATH	2:13.641	2:14.180	0.539
8	11	CANTOS	33.665	27	MARULAN	28.944	64	BELLUZZ	39.166	22	MASY	32.152	8	42	BERGER	2:13.654	2:13.784	0.130
9	42	BERGER	33.736	20	RODRIGU	28.965	98	SIEBDRA	39.196	64	BELLUZZ	32.161	9	64	BELLUZZO	2:13.721	2:14.062	0.341
10	26	ENRIQUE	33.854	81	CEA	28.984	46	LUCAS	39.344	81	CEA	32.205	10	81	CEA	2:14.572	2:14.610	0.038
11	81	CEA	33.886	29	ABUAWAC	29.096	81	CEA	39.497	42	BERGER	32.276	11	32	RODRIGUEZ	2:15.185	2:15.589	0.404
12	84	CESAR	33.922	32	RODRIGU	29.190	26	ENRIQUE	39.614	29	ABUAWAC	32.285	12	26	ENRIQUEZ	2:15.241	2:22.481	7.240
13	29	ABUAWAC	34.157	26	ENRIQUE	29.244	22	MASY	39.807	32	RODRIGU	32.386	13	29	ABUAWAD	2:15.362	2:16.155	0.793
14	22	MASY	34.291	22	MASY	29.282	29	ABUAWAC	39.824	26	ENRIQUE	32.529	14	22	MASY	2:15.532	2:16.187	0.655
15	12	MULLEN	34.465	38	PIERONI	29.523	11	CANTOS	40.045	11	CANTOS	32.585	15	11	CANTOS	2:15.871	2:16.159	0.288
16	32	RODRIGU	34.514	11	CANTOS	29.576	12	MULLEN	40.520	12	MULLEN	32.706	16	12	MULLEN	2:17.615	2:18.039	0.424
17	66	MANDINE	34.873	12	MULLEN	29.924	38	PIERONI	40.606	66	MANDINE	32.839	17	38	PIERONI	2:18.418	2:18.687	0.269
18	38	PIERONI	35.322	74	MATSUDA	30.033	66	MANDINE	40.738	38	PIERONI	32.967	18	66	MANDINE	2:18.631	2:18.970	0.339
19	74	MATSUDA	36.644	66	MANDINE	30.181	74	MATSUDA	41.221	74	MATSUDA	33.479	19	74	MATSUDAIRA	2:21.377	2:22.735	1.358
20	10	PAZ	36.929	10	PAZ	30.941	10	PAZ	42.691	10	PAZ	34.202	20	10	PAZ	2:24.763	2:24.771	0.008
21																		

ESBK - Campeonato de España de Superbikes

ESBK - PreMoto3

Carrera 2 - BEST SPEEDS

POS	NO	NAME	VMAX	KPH
1	46	LUCAS		195,0
2	42	BERGER		195,0
3	81	CEA		195,0
4	8	MIROSLAVOV		193,1
5	98	SIEBDRATH		193,1
6	11	CANTOS		193,1
7	27	MARULANDA		191,3
8	74	MATSUDAIRA		191,3
9	26	ENRIQUEZ		191,3
10	20	RODRIGUEZ		190,3
11	22	MASY		190,3
12	49	RODRIGUEZ		189,4
13	84	CESAR		189,4
14	29	ABUAWAD		189,4
15	12	MULLEN		189,4
16	64	BELLUZZO		189,4
17	32	RODRIGUEZ		188,5
18	38	PIERONI		188,5
19	66	MANDINE		188,5
20	10	PAZ		185,0
21				
22				

ESBK - Campeonato de España de Superbikes

ESBK - PreMoto3

Carrera 2 - LAP ANALYSIS

DIFF = Difference To Personal Best Lap

P1 49 IZAN RODRIGUEZ				
LAP	LAP TIME	DIFF	KPH	TIME OF DAY
1 -	2:21.761	10.919	109,52	09:18:55.241
2 -	2:15.912	5.070	114,24	09:21:11.153
3 -	2:14.899	4.057	115,09	09:23:26.052
4 -	2:13.492	2.650	116,31	09:25:39.544
5 -	2:13.112	2.270	116,64	09:27:52.656
6 -	2:13.748	2.906	116,08	09:30:06.404
7 -	2:13.779	2.937	116,06	09:32:20.183
8 -	2:13.268	2.426	116,50	09:34:33.451
9 -	2:12.208 (3)	1.366	117,44	09:36:45.659
10 -	2:15.755	4.913	114,37	09:39:01.414
11 -	2:11.705 (2)	0.863	117,89	09:41:13.119
12 -	2:10.842 (1)		118,66	09:43:23.961
13 -	2:14.613	3.771	115,34	09:45:38.574

P2 46 ALVARO LUCAS				
LAP	LAP TIME	DIFF	KPH	TIME OF DAY
1 -	2:22.270	9.467	109,13	09:18:55.750
2 -	2:14.707	1.904	115,26	09:21:10.457
3 -	2:14.842	2.039	115,14	09:23:25.299
4 -	2:13.470	0.667	116,33	09:25:38.769
5 -	2:13.352	0.549	116,43	09:27:52.121
6 -	2:13.850	1.047	116,00	09:30:05.971
7 -	2:13.860	1.057	115,99	09:32:19.831
8 -	2:13.084 (2)	0.281	116,66	09:34:32.915
9 -	2:12.803 (1)		116,91	09:36:45.718
10 -	2:15.747	2.944	114,38	09:39:01.465
11 -	2:13.127 (3)	0.324	116,63	09:41:14.592
12 -	2:15.073	2.270	114,95	09:43:29.665
13 -	2:20.029	7.226	110,88	09:45:49.694

P3 8 NIKOLA MIROSLAVOV				
LAP	LAP TIME	DIFF	KPH	TIME OF DAY
1 -	2:23.001	10.477	108,57	09:18:56.481
2 -	2:17.600	5.076	112,84	09:21:14.081
3 -	2:16.750	4.226	113,54	09:23:30.831
4 -	2:16.242	3.718	113,96	09:25:47.073
5 -	2:16.132	3.608	114,05	09:28:03.205
6 -	2:15.134	2.610	114,89	09:30:18.339
7 -	2:14.639	2.115	115,32	09:32:32.978
8 -	2:14.639	2.115	115,32	09:34:47.617
9 -	2:14.696	2.172	115,27	09:37:02.313
10 -	2:12.524 (1)		117,16	09:39:14.837
11 -	2:12.793 (3)	0.269	116,92	09:41:27.630
12 -	2:12.576 (2)	0.052	117,11	09:43:40.206
13 -	2:13.244	0.720	116,52	09:45:53.450

P4 27 MATEO MARULANDA				
LAP	LAP TIME	DIFF	KPH	TIME OF DAY
1 -	2:26.346	13.334	106,09	09:18:59.826
2 -	2:17.248	4.236	113,12	09:21:17.074
3 -	2:16.758	3.746	113,53	09:23:33.832
4 -	2:16.089	3.077	114,09	09:25:49.921
5 -	2:15.773	2.761	114,35	09:28:05.694
6 -	2:14.954	1.942	115,05	09:30:20.648
7 -	2:14.709	1.697	115,26	09:32:35.357
8 -	2:14.342	1.330	115,57	09:34:49.699
9 -	2:13.498 (2)	0.486	116,30	09:37:03.197
10 -	2:13.012 (1)		116,73	09:39:16.209
11 -	2:13.510 (3)	0.498	116,29	09:41:29.719
12 -	2:17.510	4.498	112,91	09:43:47.229

DIFF = Difference To Personal Best Lap

P5 20 IKER RODRIGUEZ				
LAP	LAP TIME	DIFF	KPH	TIME OF DAY
13 -	2:18.587	5.575	112,03	09:46:05.816
1 -	2:26.027	12.527	106,32	09:18:59.507
2 -	2:17.959	4.459	112,54	09:21:17.466
3 -	2:17.407	3.907	112,99	09:23:34.873
4 -	2:15.671	2.171	114,44	09:25:50.544
5 -	2:15.642	2.142	114,46	09:28:06.186
6 -	2:16.366	2.866	113,86	09:30:22.552
7 -	2:15.389	1.889	114,68	09:32:37.941
8 -	2:17.276	3.776	113,10	09:34:55.217
9 -	2:16.066	2.566	114,11	09:37:11.283
10 -	2:15.122 (3)	1.622	114,90	09:39:26.405
11 -	2:15.491	1.991	114,59	09:41:41.896
12 -	2:14.293 (2)	0.793	115,61	09:43:56.189
13 -	2:13.500 (1)		116,30	09:46:09.689

P6 98 MIKA SIEBDRATH				
LAP	LAP TIME	DIFF	KPH	TIME OF DAY
1 -	2:25.501	11.321	106,71	09:18:58.981
2 -	2:18.147	3.967	112,39	09:21:17.128
3 -	2:17.684	3.504	112,77	09:23:34.812
4 -	2:16.577	2.397	113,68	09:25:51.389
5 -	2:15.832	1.652	114,30	09:28:07.221
6 -	2:16.541	2.361	113,71	09:30:23.762
7 -	2:15.843	1.663	114,29	09:32:39.605
8 -	2:15.909	1.729	114,24	09:34:55.514
9 -	2:15.823	1.643	114,31	09:37:11.337
10 -	2:15.060	0.880	114,96	09:39:26.397
11 -	2:14.884 (3)	0.704	115,11	09:41:41.281
12 -	2:14.180 (1)		115,71	09:43:55.461
13 -	2:14.257 (2)	0.077	115,64	09:46:09.718

P7 84 VASCO CESAR				
LAP	LAP TIME	DIFF	KPH	TIME OF DAY
1 -	2:28.292	14.745	104,70	09:19:01.772
2 -	2:18.472	4.925	112,12	09:21:20.244
3 -	2:17.884	4.337	112,60	09:23:38.128
4 -	2:16.980	3.433	113,35	09:25:55.108
5 -	2:16.175	2.628	114,02	09:28:11.283
6 -	2:16.020	2.473	114,15	09:30:27.303
7 -	2:16.136	2.589	114,05	09:32:43.439
8 -	2:16.478	2.931	113,76	09:34:59.917
9 -	2:15.371	1.824	114,69	09:37:15.288
10 -	2:14.361	0.814	115,56	09:39:29.649
11 -	2:14.335 (3)	0.788	115,58	09:41:43.984
12 -	2:14.121 (2)	0.574	115,76	09:43:58.105
13 -	2:13.547 (1)		116,26	09:46:11.652

P8 42 MATTEO BERGER				
LAP	LAP TIME	DIFF	KPH	TIME OF DAY
1 -	2:28.824	15.040	104,32	09:19:02.304
2 -	2:20.019	6.235	110,89	09:21:22.323
3 -	2:17.491	3.707	112,92	09:23:39.814
4 -	2:15.985	2.201	114,18	09:25:55.799
5 -	2:16.431	2.647	113,80	09:28:12.230
6 -	2:16.437	2.653	113,80	09:30:28.667
7 -	2:15.192	1.408	114,84	09:32:43.859
8 -	2:16.207	2.423	113,99	09:35:00.066
9 -	2:13.784 (1)		116,05	09:37:13.850
10 -	2:14.455	0.671	115,47	09:39:28.305

ESBK - Campeonato de España de Superbikes

ESBK - PreMoto3

Carrera 2 - LAP ANALYSIS

DIFF = Difference To Personal Best Lap

11 -	2:15.188	1.404	114,85	09:41:43.493
12 -	2:14.380 (3)	0.596	115,54	09:43:57.873
13 -	2:13.952 (2)	0.168	115,91	09:46:11.825

P9 81 JOSE CEA				
LAP	LAP TIME	DIFF	KPH	TIME OF DAY
1 -	2:29.044	14.434	104,17	09:19:02.524
2 -	2:18.681	4.071	111,96	09:21:21.205
3 -	2:16.896	2.286	113,42	09:23:38.101
4 -	2:15.999	1.389	114,16	09:25:54.100
5 -	2:16.224	1.614	113,97	09:28:10.324
6 -	2:18.144	3.534	112,39	09:30:28.468
7 -	2:17.712	3.102	112,74	09:32:46.180
8 -	2:15.531	0.921	114,56	09:35:01.711
9 -	2:15.348 (2)	0.738	114,71	09:37:17.059
10 -	2:14.610 (1)		115,34	09:39:31.669
11 -	2:15.539	0.929	114,55	09:41:47.208
12 -	2:15.385 (3)	0.775	114,68	09:44:02.593
13 -	2:16.814	2.204	113,48	09:46:19.407

P10 32 AARON RODRIGUEZ				
LAP	LAP TIME	DIFF	KPH	TIME OF DAY
1 -	2:30.313	14.724	103,29	09:19:03.793
2 -	2:19.177	3.588	111,56	09:21:22.970
3 -	2:18.402	2.813	112,18	09:23:41.372
4 -	2:16.738	1.149	113,55	09:25:58.110
5 -	2:17.428	1.839	112,98	09:28:15.538
6 -	2:17.509	1.920	112,91	09:30:33.047
7 -	2:16.892	1.303	113,42	09:32:49.939
8 -	2:16.037 (3)	0.448	114,13	09:35:05.976
9 -	2:16.295	0.706	113,92	09:37:22.271
10 -	2:16.605	1.016	113,66	09:39:38.876
11 -	2:16.944	1.355	113,38	09:41:55.820
12 -	2:15.589 (1)		114,51	09:44:11.409
13 -	2:15.785 (2)	0.196	114,34	09:46:27.194

P11 29 MAHDI SALEM ABUAWAD				
LAP	LAP TIME	DIFF	KPH	TIME OF DAY
1 -	2:30.964	14.809	102,85	09:19:04.444
2 -	2:20.718	4.563	110,33	09:21:25.162
3 -	2:18.490	2.335	112,11	09:23:43.652
4 -	2:17.368	1.213	113,03	09:26:01.020
5 -	2:17.117	0.962	113,23	09:28:18.137
6 -	2:16.421 (2)	0.266	113,81	09:30:34.558
7 -	2:16.443 (3)	0.288	113,79	09:32:51.001
8 -	2:16.494	0.339	113,75	09:35:07.495
9 -	2:16.933	0.778	113,38	09:37:24.428
10 -	2:16.717	0.562	113,56	09:39:41.145
11 -	2:16.155 (1)		114,03	09:41:57.300
12 -	2:16.482	0.327	113,76	09:44:13.782
13 -	2:17.509	1.354	112,91	09:46:31.291

P12 22 CELESTIN MASY				
LAP	LAP TIME	DIFF	KPH	TIME OF DAY
1 -	2:29.688	13.501	103,72	09:19:03.168
2 -	2:19.240	3.053	111,51	09:21:22.408
3 -	2:18.184	1.997	112,36	09:23:40.592
4 -	2:17.039	0.852	113,30	09:25:57.631
5 -	2:17.468	1.281	112,94	09:28:15.099
6 -	2:17.749	1.562	112,71	09:30:32.848
7 -	2:17.534	1.347	112,89	09:32:50.382
8 -	2:16.560 (3)	0.373	113,69	09:35:06.942

DIFF = Difference To Personal Best Lap

9 -	2:16.789	0.602	113,50	09:37:23.731
10 -	2:16.556 (2)	0.369	113,70	09:39:40.287
11 -	2:16.187 (1)		114,01	09:41:56.474
12 -	2:17.931	1.744	112,56	09:44:14.405
13 -	2:16.925	0.738	113,39	09:46:31.330

P13 11 OLIVER CANTOS				
LAP	LAP TIME	DIFF	KPH	TIME OF DAY
1 -	2:30.755	14.596	102,99	09:19:04.235
2 -	2:20.960	4.801	110,15	09:21:25.195
3 -	2:19.858	3.699	111,01	09:23:45.053
4 -	2:17.166	1.007	113,19	09:26:02.219
5 -	2:16.922	0.763	113,39	09:28:19.141
6 -	2:16.719	0.560	113,56	09:30:35.860
7 -	2:16.559 (3)	0.400	113,70	09:32:52.419
8 -	2:16.494 (2)	0.335	113,75	09:35:08.913
9 -	2:17.111	0.952	113,24	09:37:26.024
10 -	2:16.159 (1)		114,03	09:39:42.183
11 -	2:16.898	0.739	113,41	09:41:59.081
12 -	2:16.559 (3)	0.400	113,70	09:44:15.640
13 -	2:18.691	2.532	111,95	09:46:34.331

P14 12 LEWIS MULLEN				
LAP	LAP TIME	DIFF	KPH	TIME OF DAY
1 -	2:31.996	13.957	102,15	09:19:05.476
2 -	2:21.631	3.592	109,62	09:21:27.107
3 -	2:19.758	1.719	111,09	09:23:46.865
4 -	2:19.024	0.985	111,68	09:26:05.889
5 -	2:18.801	0.762	111,86	09:28:24.690
6 -	2:18.105 (2)	0.066	112,42	09:30:42.795
7 -	2:18.039 (1)		112,48	09:33:00.834
8 -	2:18.175 (3)	0.136	112,37	09:35:19.009
9 -	2:19.377	1.338	111,40	09:37:38.386
10 -	2:19.213	1.174	111,53	09:39:57.599
11 -	2:19.219	1.180	111,52	09:42:16.818
12 -	2:18.914	0.875	111,77	09:44:35.732
13 -	2:20.187	2.148	110,75	09:46:55.919

P15 38 TOMMASO PIERONI				
LAP	LAP TIME	DIFF	KPH	TIME OF DAY
1 -	2:31.637	12.950	102,39	09:19:05.117
2 -	2:23.417	4.730	108,26	09:21:28.534
3 -	2:19.524	0.837	111,28	09:23:48.058
4 -	2:19.276	0.589	111,48	09:26:07.334
5 -	2:20.157	1.470	110,78	09:28:27.491
6 -	2:18.687 (1)		111,95	09:30:46.178
7 -	2:19.562	0.875	111,25	09:33:05.740
8 -	2:19.082 (3)	0.395	111,63	09:35:24.822
9 -	2:19.068 (2)	0.381	111,64	09:37:43.890
10 -	2:19.530	0.843	111,27	09:40:03.420
11 -	2:19.834	1.147	111,03	09:42:23.254
12 -	2:19.486	0.799	111,31	09:44:42.740
13 -	2:19.780	1.093	111,08	09:47:02.520

P16 66 QUENTIN MANDINE				
LAP	LAP TIME	DIFF	KPH	TIME OF DAY
1 -	2:36.260	17.290	99,36	09:19:09.740
2 -	2:21.266	2.296	109,91	09:21:31.006
3 -	2:19.872	0.902	111,00	09:23:50.878
4 -	2:19.704	0.734	111,14	09:26:10.582
5 -	2:19.718	0.748	111,12	09:28:30.300
6 -	2:18.970 (1)		111,72	09:30:49.270

ESBK - Campeonato de España de Superbikes

ESBK - PreMoto3

Carrera 2 - LAP ANALYSIS

DIFF = Difference To Personal Best Lap

7 -	2:19.781	0.811	111,07	09:33:09.051
8 -	2:19.369 (2)	0.399	111,40	09:35:28.420
9 -	2:19.639 (3)	0.669	111,19	09:37:48.059
10 -	2:19.735	0.765	111,11	09:40:07.794
11 -	2:19.757	0.787	111,09	09:42:27.551
12 -	2:19.967	0.997	110,93	09:44:47.518
13 -	2:20.716	1.746	110,34	09:47:08.234

P17 10 DANIEL PAZ

LAP	LAP TIME	DIFF	KPH	TIME OF DAY
1 -	2:38.356	13.585	98,04	09:19:11.836
2 -	2:29.455	4.684	103,88	09:21:41.291
3 -	2:28.591	3.820	104,49	09:24:09.882
4 -	2:28.381	3.610	104,64	09:26:38.263
5 -	2:27.706	2.935	105,11	09:29:05.969
6 -	2:28.102	3.331	104,83	09:31:34.071
7 -	2:28.438	3.667	104,60	09:34:02.509
8 -	2:28.554	3.783	104,51	09:36:31.063
9 -	2:27.672	2.901	105,14	09:38:58.735
10 -	2:27.140 (3)	2.369	105,52	09:41:25.875
11 -	2:25.704 (2)	0.933	106,56	09:43:51.579
12 -	2:24.771 (1)		107,25	09:46:16.350

P18 64 CARMELO BELLUZZO

LAP	LAP TIME	DIFF	KPH	TIME OF DAY
1 -	2:23.184	9.122	108,43	09:18:56.664
2 -	4:54.508 P	2:40.446	52,72	09:23:51.172
3 -	2:21.304	7.242	109,88	09:26:12.476
4 -	2:15.539	1.477	114,55	09:28:28.015
5 -	2:16.134	2.072	114,05	09:30:44.149
6 -	2:16.402	2.340	113,83	09:33:00.551
7 -	2:14.715	0.653	115,25	09:35:15.266
8 -	2:14.938	0.876	115,06	09:37:30.204
9 -	2:14.062 (1)		115,81	09:39:44.266
10 -	2:14.169 (3)	0.107	115,72	09:41:58.435
11 -	2:14.078 (2)	0.016	115,80	09:44:12.513
12 -	2:14.997	0.935	115,01	09:46:27.510

P19 74 KENSEI MATSUDAIRA

LAP	LAP TIME	DIFF	KPH	TIME OF DAY
1 -	2:29.606	6.871	103,78	09:19:03.086
2 -	3:01.453	38.718	85,56	09:22:04.539
3 -	2:29.044	6.309	104,17	09:24:33.583
4 -	2:27.843	5.108	105,02	09:27:01.426
5 -	2:26.645	3.910	105,88	09:29:28.071
6 -	2:26.468	3.733	106,00	09:31:54.539
7 -	2:25.874	3.139	106,43	09:34:20.413
8 -	2:29.804	7.069	103,64	09:36:50.217
9 -	2:24.391 (2)	1.656	107,53	09:39:14.608
10 -	2:32.077	9.342	102,09	09:41:46.685
11 -	2:22.735 (1)		108,78	09:44:09.420
12 -	2:25.540 (3)	2.805	106,68	09:46:34.960

P20 26 ALBERTO ENRIQUEZ

LAP	LAP TIME	DIFF	KPH	TIME OF DAY
1 -	2:22.481 (1)		108,97	09:18:55.961

ESBK - Campeonato de España de Superbikes

ESBK - PreMoto3

Carrera 2 - LAP CHART

LAP 1 @ 09:18:55.241

NO	BEHIND	LAP TIME
49		2:21.761
46	0.509	2:22.270
26	0.720	2:22.481
8	1.240	2:23.001
64	1.423	2:23.184
98	3.740	2:25.501
20	4.266	2:26.027
27	4.585	2:26.346
84	6.531	2:28.292
42	7.063	2:28.824
81	7.283	2:29.044
74	7.845	2:29.606
22	7.927	2:29.688
32	8.552	2:30.313
11	8.994	2:30.755
29	9.203	2:30.964
38	9.876	2:31.637
12	10.235	2:31.996
66	14.499	2:36.260
10	16.595	2:38.356

LAP 2 @ 09:21:10.457

NO	BEHIND	LAP TIME
46		2:14.707
49	0.696	2:15.912
8	3.624	2:17.600
27	6.617	2:17.248
98	6.671	2:18.147
20	7.009	2:17.959
84	9.787	2:18.472
81	10.748	2:18.681
42	11.866	2:20.019
22	11.951	2:19.240
32	12.513	2:19.177
29	14.705	2:20.718
11	14.738	2:20.960
12	16.650	2:21.631
38	18.077	2:23.417
66	20.549	2:21.266
10	30.834	2:29.455
74	54.082	3:01.453

LAP 3 @ 09:23:25.299

NO	BEHIND	LAP TIME
46		2:14.842
49	0.753	2:14.899
8	5.532	2:16.750
27	8.533	2:16.758
98	9.513	2:17.684
20	9.574	2:17.407
81	12.802	2:16.896
84	12.829	2:17.884
42	14.515	2:17.491
22	15.293	2:18.184
32	16.073	2:18.402
29	18.353	2:18.490
11	19.754	2:19.858
12	21.566	2:19.758
38	22.759	2:19.524
66	25.579	2:19.872
64	1 Lap	4:54.508 P
10	44.583	2:28.591

74 1:08.284 2:29.044

LAP 4 @ 09:25:38.769

NO	BEHIND	LAP TIME
46		2:13.470
49	0.775	2:13.492
8	8.304	2:16.242
27	11.152	2:16.089
20	11.775	2:15.671
98	12.620	2:16.577
81	15.331	2:15.999
84	16.339	2:16.980
42	17.030	2:15.985
22	18.862	2:17.039
32	19.341	2:16.738
29	22.251	2:17.368
11	23.450	2:17.166
12	27.120	2:19.024
38	28.565	2:19.276
66	31.813	2:19.704
64	1 Lap	2:21.304
10	59.494	2:28.381
74	1:22.657	2:27.843

LAP 5 @ 09:27:52.121

NO	BEHIND	LAP TIME
46		2:13.352
49	0.535	2:13.112
8	11.084	2:16.132
27	13.573	2:15.773
20	14.065	2:15.642
98	15.100	2:15.832
81	18.203	2:16.224
84	19.162	2:16.175
42	20.109	2:16.431
22	22.978	2:17.468
32	23.417	2:17.428
29	26.016	2:17.117
11	27.020	2:16.922
12	32.569	2:18.801
38	35.370	2:20.157
64	1 Lap	2:15.539
66	38.179	2:19.718
10	1:13.848	2:27.706
74	1:35.950	2:26.645

LAP 6 @ 09:30:05.971

NO	BEHIND	LAP TIME
46		2:13.850
49	0.433	2:13.748
8	12.368	2:15.134
27	14.677	2:14.954
20	16.581	2:16.366
98	17.791	2:16.541
84	21.332	2:16.020
81	22.497	2:18.144
42	22.696	2:16.437
22	26.877	2:17.749
32	27.076	2:17.509
29	28.587	2:16.421
11	29.889	2:16.719
12	36.824	2:18.105
64	1 Lap	2:16.134
38	40.207	2:18.687

66 43.299 2:18.970

10 1:28.100 2:28.102
74 1:48.568 2:26.468

LAP 7 @ 09:32:19.831

NO	BEHIND	LAP TIME
46		2:13.860
49	0.352	2:13.779
8	13.147	2:14.639
27	15.526	2:14.709
20	18.110	2:15.389
98	19.774	2:15.843
84	23.608	2:16.136
42	24.028	2:15.192
81	26.349	2:17.712
32	30.108	2:16.892
22	30.551	2:17.534
29	31.170	2:16.443
11	32.588	2:16.559
64	1 Lap	2:16.402
12	41.003	2:18.039
38	45.909	2:19.562
66	49.220	2:19.781
10	1:42.678	2:28.438
74	2:00.582	2:25.874

LAP 8 @ 09:34:32.915

NO	BEHIND	LAP TIME
46		2:13.084
49	0.536	2:13.268
8	14.702	2:14.639
27	16.784	2:14.342
20	22.302	2:17.276
98	22.599	2:15.909
84	27.002	2:16.478
42	27.151	2:16.207
81	28.796	2:15.531
32	33.061	2:16.037
22	34.027	2:16.560
29	34.580	2:16.494
11	35.998	2:16.494
64	1 Lap	2:14.715
12	46.094	2:18.175
38	51.907	2:19.082
66	55.505	2:19.369
10	1:58.148	2:28.554

LAP 9 @ 09:36:45.659

NO	BEHIND	LAP TIME
49		2:12.208
46	0.059	2:12.803
74	1 Lap	2:29.804
8	16.654	2:14.696
27	17.538	2:13.498
20	25.624	2:16.066
98	25.678	2:15.823
42	28.191	2:13.784
84	29.629	2:15.371
81	31.400	2:15.348
32	36.612	2:16.295
22	38.072	2:16.789
29	38.769	2:16.933
11	40.365	2:17.111
64	1 Lap	2:14.938

12 52.727 2:19.377

38 58.231 2:19.068
66 1:02.400 2:19.639
10 2:13.076 2:27.672

LAP 10 @ 09:39:01.414

NO	BEHIND	LAP TIME
49		2:15.755
46	0.051	2:15.747
74	1 Lap	2:24.391
8	13.423	2:12.524
27	14.795	2:13.012
98	24.983	2:15.060
20	24.991	2:15.122
42	26.891	2:14.455
84	28.235	2:14.361
81	30.255	2:14.610
32	37.462	2:16.605
22	38.873	2:16.556
29	39.731	2:16.717
11	40.769	2:16.159
64	1 Lap	2:14.062
12	56.185	2:19.213
38	1:02.006	2:19.530
66	1:06.380	2:19.735

LAP 11 @ 09:41:13.119

NO	BEHIND	LAP TIME
49		2:11.705
46	1.473	2:13.127
10	1 Lap	2:27.140
8	14.511	2:12.793
27	16.600	2:13.510
98	28.162	2:14.884
20	28.777	2:15.491
42	30.374	2:15.188
84	30.865	2:14.335
74	1 Lap	2:32.077
81	34.089	2:15.539
32	42.701	2:16.944
22	43.355	2:16.187
29	44.181	2:16.155
64	1 Lap	2:14.169
11	45.962	2:16.898
12	1:03.699	2:19.219
38	1:10.135	2:19.834
66	1:14.432	2:19.757

LAP 12 @ 09:43:23.961

NO	BEHIND	LAP TIME
49		2:10.842
46	5.704	2:15.073
8	16.245	2:12.576
27	23.268	2:17.510
10	1 Lap	2:25.704
98	31.500	2:14.180
20	32.228	2:14.293
42	33.912	2:14.380
84	34.144	2:14.121
81	38.632	2:15.385
74	1 Lap	2:22.735
32	47.448	2:15.589
64	1 Lap	2:14.078
29	49.821	2:16.482

22 50.444 2:17.931

11 51.679 2:16.559
12 1:11.771 2:18.914
38 1:18.779 2:19.486
66 1:23.557 2:19.967

LAP 13 @ 09:45:38.574

NO	BEHIND	LAP TIME
49		2:14.613
46	11.120	2:20.029
8	14.876	2:13.244
27	27.242	2:18.587
20	31.115	2:13.500
98	31.144	2:14.257
84	33.078	2:13.547
42	33.251	2:13.952
10	1 Lap	2:24.771
81	40.833	2:16.814
32	48.620	2:15.785
64	1 Lap	2:14.997
29	52.717	2:17.509
22	52.756	2:16.925
11	55.757	2:18.691
74	1 Lap	2:25.540
12	1:17.345	2:20.187
38	1:23.946	2:19.780
66	1:29.660	2:20.716

ESBK - Campeonato de España de Superbikes

ESBK - PreMoto3

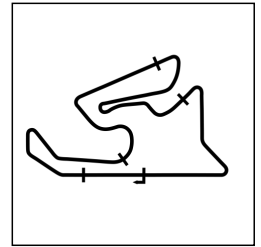
Carrera 2 - POSITION CHART

No	Name	Lap Pos															
			1	2	3	4	5	6	7	8	9	10	11	12	13		
49	RODRIGUEZ	1	49	46	46	46	46	46	46	46	46	46	49	49	49	49	49
26	ENRIQUEZ	2	46	49	49	49	49	49	49	49	49	49	46	46	46	46	46
64	BELLUZZO	3	26	8	8	8	8	8	8	8	8	8	8	8	8	8	8
46	LUCAS	4	8	27	27	27	27	27	27	27	27	27	27	27	27	27	27
98	SIEBDRATH	5	64	98	98	20	20	20	20	20	20	20	98	98	98	98	20
27	MARULANDA	6	98	20	20	98	98	98	98	98	98	98	20	20	20	20	98
99	SANCHEZ	7	20	84	81	81	81	81	84	84	84	42	42	42	42	42	84
42	BERGER	8	27	81	84	84	84	84	81	42	42	84	84	84	84	84	42
84	CESAR	9	84	42	42	42	42	42	81	81	81	81	81	81	81	81	81
11	CANTOS	10	42	22	22	22	22	22	32	32	32	32	32	32	32	32	32
8	MIROSLAVOV	11	81	32	32	32	32	32	22	22	22	22	22	22	22	29	29
29	ABUAWAD	12	74	29	29	29	29	29	29	29	29	29	29	29	29	22	22
23	BORG	13	22	11	11	11	11	11	11	11	11	11	11	11	11	11	11
20	RODRIGUEZ	14	32	12	12	12	12	12	12	12	12	12	12	12	12	12	12
74	MATSUDAIRA	15	11	38	38	38	38	38	38	38	38	38	38	38	38	38	38
81	CEA	16	29	66	66	66	66	66	66	66	66	66	66	66	66	66	66
38	PIERONI	17	38	10	10	10	10	10	10	10	10	10	10	10	10	10	10
66	MANDINE	18	12	74	74	74	74	74	74	74	74	74	74	74	74	64	64
12	MULLEN	19	66	64	64	64	64	64	64	64	64	64	64	64	64	74	74
22	MASY	20	10														
10	PAZ	21															
32	RODRIGUEZ	22															

ESBK - Campeonato de España de Superbikes

ESBK - PreMoto3

Carrera 2 - SECTOR ANALYSIS



SECTOR 1 = FL to I1, SECTOR 2 = I1 to I2 SECTOR 3 = I2 to I3, SECTOR 4 = I3 to FL, DIFF = Difference To Personal Best Lap, P = Crossed Finish Line in Pit Lane

P1 49		IZAN RODRIGUEZ				BeOn - ETG RACING			
IDEAL LAP TIME : 2:10.674		BEST LAP TIME : 2:10.842		DIFFERENCE : 0.168					
LAP	SECTOR 1	SECTOR 2	SECTOR 3	SECTOR 4	SPEED TRAP	LAP TIME	KPH	DIFF	TIME OF DAY
1 -		29.491	40.019	32.145	163,6	2:21.761	109,52	10.919	09:18:55.241
2 -	33.996	29.083	39.667	33.166	185,0	2:15.912	114,24	5.070	09:21:11.153
3 -	33.861	28.918	39.753	32.367	186,7	2:14.899	115,09	4.057	09:23:26.052
4 -	33.582	28.600	39.289	32.021	188,5	2:13.492	116,31	2.650	09:25:39.544
5 -	33.211	28.547	39.469	31.885	185,9	2:13.112	116,64	2.270	09:27:52.656
6 -	33.199	28.831	39.881	31.837	185,0	2:13.748	116,08	2.906	09:30:06.404
7 -	33.333	28.801	39.868	31.777	187,6	2:13.779	116,06	2.937	09:32:20.183
8 -	33.199	28.829	39.374	31.866	186,7	2:13.268	116,50	2.426	09:34:33.451
9 -	32.993	28.283	39.172	31.760	187,6	2:12.208 (3)	117,44	1.366	09:36:45.659
10 -	35.148	29.242	39.868	31.497	185,9	2:15.755	114,37	4.913	09:39:01.414
11 -	33.532	28.195	38.610	31.368	189,4	2:11.705 (2)	117,89	0.863	09:41:13.119
12 -	32.812	28.154	38.340	31.536	188,5	2:10.842 (1)	118,66		09:43:23.961
13 -	33.204	28.364	38.761	34.284	185,9	2:14.613	115,34	3.771	09:45:38.574

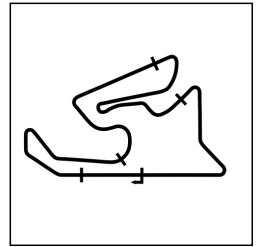
P2 46		ALVARO LUCAS				BeOn - IGAXTEAM			
IDEAL LAP TIME : 2:11.997		BEST LAP TIME : 2:12.803		DIFFERENCE : 0.806					
LAP	SECTOR 1	SECTOR 2	SECTOR 3	SECTOR 4	SPEED TRAP	LAP TIME	KPH	DIFF	TIME OF DAY
1 -		29.595	39.944	32.294	172,9	2:22.270	109,13	9.467	09:18:55.750
2 -	33.879	28.890	39.833	32.105	194,1	2:14.707	115,26	1.904	09:21:10.457
3 -	33.705	29.136	40.162	31.839	192,2	2:14.842	115,14	2.039	09:23:25.299
4 -	33.448	28.801	39.771	31.450	195,0	2:13.470	116,33	0.667	09:25:38.769
5 -	33.385	28.779	39.649	31.539	193,1	2:13.352	116,43	0.549	09:27:52.121
6 -	33.447	28.924	39.868	31.611	193,1	2:13.850	116,00	1.047	09:30:05.971
7 -	33.429	28.829	39.956	31.646	194,1	2:13.860	115,99	1.057	09:32:19.831
8 -	33.373	28.715	39.477	31.519	192,2	2:13.084 (2)	116,66	0.281	09:34:32.915
9 -	33.039	28.489	39.407	31.868	194,1	2:12.803 (1)	116,91		09:36:45.718
10 -	35.248	29.139	40.116	31.244	183,3	2:15.747	114,38	2.944	09:39:01.465
11 -	33.758	28.370	39.344	31.655	187,6	2:13.127 (3)	116,63	0.324	09:41:14.592
12 -	33.533	29.090	40.363	32.087	194,1	2:15.073	114,95	2.270	09:43:29.665
13 -	35.006	30.348	41.763	32.912	191,3	2:20.029	110,88	7.226	09:45:49.694

P3 8		NIKOLA MIROSLAVOV				BULTACO - BULTACO RACING			
IDEAL LAP TIME : 2:12.223		BEST LAP TIME : 2:12.524		DIFFERENCE : 0.301					
LAP	SECTOR 1	SECTOR 2	SECTOR 3	SECTOR 4	SPEED TRAP	LAP TIME	KPH	DIFF	TIME OF DAY
1 -		29.821	40.000	32.399	169,2	2:23.001	108,57	10.477	09:18:56.481
2 -	34.303	30.714	39.974	32.609	191,3	2:17.600	112,84	5.076	09:21:14.081
3 -	34.403	29.815	40.086	32.446	192,2	2:16.750	113,54	4.226	09:23:30.831
4 -	34.425	29.841	39.790	32.186	192,2	2:16.242	113,96	3.718	09:25:47.073
5 -	34.391	29.808	39.688	32.245	191,3	2:16.132	114,05	3.608	09:28:03.205
6 -	33.853	29.583	39.789	31.909	192,2	2:15.134	114,89	2.610	09:30:18.339
7 -	33.839	29.450	39.407	31.943	192,2	2:14.639	115,32	2.115	09:32:32.978
8 -	33.758	29.529	39.479	31.873	193,1	2:14.639	115,32	2.115	09:34:47.617
9 -	33.771	29.474	39.455	31.996	192,2	2:14.696	115,27	2.172	09:37:02.313
10 -	33.521	28.811	38.718	31.474	193,1	2:12.524 (1)	117,16		09:39:14.837
11 -	33.421	28.785	38.930	31.657	193,1	2:12.793 (3)	116,92	0.269	09:41:27.630
12 -	33.716	28.653	38.675	31.532	193,1	2:12.576 (2)	117,11	0.052	09:43:40.206
13 -	33.498	28.989	39.094	31.663	192,2	2:13.244	116,52	0.720	09:45:53.450

ESBK - Campeonato de España de Superbikes

ESBK - PreMoto3

Carrera 2 - SECTOR ANALYSIS



SECTOR 1 = FL to I1, SECTOR 2 = I1 to I2 SECTOR 3 = I2 to I3, SECTOR 4 = I3 to FL, DIFF = Difference To Personal Best Lap, P = Crossed Finish Line in Pit Lane

P4 27		MATEO MARULANDA			- FRANDO RACING VHC TEAM LIQUI MOLY				
IDEAL LAP TIME : 2:12.775		BEST LAP TIME : 2:13.012			DIFFERENCE : 0.237				
LAP	SECTOR 1	SECTOR 2	SECTOR 3	SECTOR 4	SPEED TRAP	LAP TIME	KPH	DIFF	TIME OF DAY
1 -		30.966	40.301	32.560	165,0	2:26.346	106,09	13.334	09:18:59.826
2 -	34.141	29.843	40.277	32.987	191,3	2:17.248	113,12	4.236	09:21:17.074
3 -	34.509	29.703	40.023	32.523	187,6	2:16.758	113,53	3.746	09:23:33.832
4 -	34.151	29.738	39.782	32.418	187,6	2:16.089	114,09	3.077	09:25:49.921
5 -	33.938	29.598	39.741	32.496	188,5	2:15.773	114,35	2.761	09:28:05.694
6 -	33.665	29.492	39.675	32.122	187,6	2:14.954	115,05	1.942	09:30:20.648
7 -	33.753	29.534	39.453	31.969	187,6	2:14.709	115,26	1.697	09:32:35.357
8 -	33.541	29.409	39.375	32.017	188,5	2:14.342	115,57	1.330	09:34:49.699
9 -	33.418	29.089	39.111	31.880	188,5	2:13.498 (2)	116,30	0.486	09:37:03.197
10 -	33.401	29.181	38.848	31.582	190,3	2:13.012 (1)	116,73		09:39:16.209
11 -	33.413	28.944	39.371	31.782	188,5	2:13.510 (3)	116,29	0.498	09:41:29.719
12 -	34.046	30.553	40.405	32.506	188,5	2:17.510	112,91	4.498	09:43:47.229
13 -	34.520	30.097	40.828	33.142	185,9	2:18.587	112,03	5.575	09:46:05.816

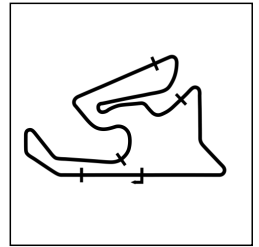
P5 20		IKER RODRIGUEZ			BeOn - IGAXTEAM				
IDEAL LAP TIME : 2:12.949		BEST LAP TIME : 2:13.500			DIFFERENCE : 0.551				
LAP	SECTOR 1	SECTOR 2	SECTOR 3	SECTOR 4	SPEED TRAP	LAP TIME	KPH	DIFF	TIME OF DAY
1 -		30.498	40.859	32.843	165,0	2:26.027	106,32	12.527	09:18:59.507
2 -	34.348	30.246	40.451	32.914	188,5	2:17.959	112,54	4.459	09:21:17.466
3 -	34.814	29.830	40.319	32.444	186,7	2:17.407	112,99	3.907	09:23:34.873
4 -	34.081	29.522	39.931	32.137	189,4	2:15.671	114,44	2.171	09:25:50.544
5 -	34.087	29.480	39.901	32.174	190,3	2:15.642	114,46	2.142	09:28:06.186
6 -	34.563	29.600	39.999	32.204	188,5	2:16.366	113,86	2.866	09:30:22.552
7 -	34.014	29.326	39.879	32.170	185,9	2:15.389	114,68	1.889	09:32:37.941
8 -	34.146	29.636	40.822	32.672	186,7	2:17.276	113,10	3.776	09:34:55.217
9 -	33.887	29.655	40.107	32.417	185,0	2:16.066	114,11	2.566	09:37:11.283
10 -	34.076	29.358	39.578	32.110	187,6	2:15.122 (3)	114,90	1.622	09:39:26.405
11 -	34.158	29.373	39.853	32.107	187,6	2:15.491	114,59	1.991	09:41:41.896
12 -	33.934	28.965	39.498	31.896	190,3	2:14.293 (2)	115,61	0.793	09:43:56.189
13 -	33.337	29.516	38.984	31.663	190,3	2:13.500 (1)	116,30		09:46:09.689

P6 98		MIKA SIEBRATH			MIR RACING - SUPERHUGO 44 TEAM				
IDEAL LAP TIME : 2:13.641		BEST LAP TIME : 2:14.180			DIFFERENCE : 0.539				
LAP	SECTOR 1	SECTOR 2	SECTOR 3	SECTOR 4	SPEED TRAP	LAP TIME	KPH	DIFF	TIME OF DAY
1 -		29.910	40.705	32.828	166,3	2:25.501	106,71	11.321	09:18:58.981
2 -	34.506	29.833	40.743	33.065	190,3	2:18.147	112,39	3.967	09:21:17.128
3 -	34.838	29.713	40.585	32.548	186,7	2:17.684	112,77	3.504	09:23:34.812
4 -	34.437	29.546	40.170	32.424	187,6	2:16.577	113,68	2.397	09:25:51.389
5 -	33.991	29.448	40.125	32.268	192,2	2:15.832	114,30	1.652	09:28:07.221
6 -	34.153	29.525	40.357	32.506	192,2	2:16.541	113,71	2.361	09:30:23.762
7 -	33.840	29.398	40.044	32.561	190,3	2:15.843	114,29	1.663	09:32:39.605
8 -	33.808	29.558	40.216	32.327	191,3	2:15.909	114,24	1.729	09:34:55.514
9 -	33.874	29.374	40.329	32.246	188,5	2:15.823	114,31	1.643	09:37:11.337
10 -	33.639	29.242	39.807	32.372	193,1	2:15.060	114,96	0.880	09:39:26.397
11 -	33.834	29.300	39.551	32.199	188,5	2:14.884 (3)	115,11	0.704	09:41:41.281
12 -	33.943	28.866	39.196	32.175	189,4	2:14.180 (1)	115,71		09:43:55.461
13 -	33.445	29.101	39.577	32.134	191,3	2:14.257 (2)	115,64	0.077	09:46:09.718

ESBK - Campeonato de España de Superbikes

ESBK - PreMoto3

Carrera 2 - SECTOR ANALYSIS



SECTOR 1 = FL to I1, SECTOR 2 = I1 to I2 SECTOR 3 = I2 to I3, SECTOR 4 = I3 to FL, DIFF = Difference To Personal Best Lap, P = Crossed Finish Line in Pit Lane

P7 84		VASCO CESAR				BULTACO - BULTACO RACING			
IDEAL LAP TIME : 2:13.536		BEST LAP TIME : 2:13.547				DIFFERENCE : 0.011			
LAP	SECTOR 1	SECTOR 2	SECTOR 3	SECTOR 4	SPEED TRAP	LAP TIME	KPH	DIFF	TIME OF DAY
1 -		31.116	40.868	33.559	157,1	2:28.292	104,70	14.745	09:19:01.772
2 -	35.096	30.165	40.184	33.027	189,4	2:18.472	112,12	4.925	09:21:20.244
3 -	34.903	30.006	40.021	32.954	188,5	2:17.884	112,60	4.337	09:23:38.128
4 -	34.842	29.518	39.907	32.713	188,5	2:16.980	113,35	3.433	09:25:55.108
5 -	34.616	29.428	39.526	32.605	187,6	2:16.175	114,02	2.628	09:28:11.283
6 -	34.477	29.495	39.596	32.452	185,9	2:16.020	114,15	2.473	09:30:27.303
7 -	34.491	29.541	39.492	32.612	187,6	2:16.136	114,05	2.589	09:32:43.439
8 -	34.541	29.599	39.621	32.717	186,7	2:16.478	113,76	2.931	09:34:59.917
9 -	34.685	29.355	39.110	32.221	187,6	2:15.371	114,69	1.824	09:37:15.288
10 -	34.282	29.015	38.927	32.137	185,9	2:14.361	115,56	0.814	09:39:29.649
11 -	33.922	28.942	39.186	32.285	186,7	2:14.335 (3)	115,58	0.788	09:41:43.984
12 -	33.973	29.011	38.886	32.251	187,6	2:14.121 (2)	115,76	0.574	09:43:58.105
13 -	33.933	28.913	38.633	32.068	188,5	2:13.547 (1)	116,26		09:46:11.652

P8 42		MATTEO BERGER				BeOn -			
IDEAL LAP TIME : 2:13.654		BEST LAP TIME : 2:13.784				DIFFERENCE : 0.130			
LAP	SECTOR 1	SECTOR 2	SECTOR 3	SECTOR 4	SPEED TRAP	LAP TIME	KPH	DIFF	TIME OF DAY
1 -		30.851	41.233	33.488	162,2	2:28.824	104,32	15.040	09:19:02.304
2 -	34.949	30.030	40.917	34.123	194,1	2:20.019	110,89	6.235	09:21:22.323
3 -	34.777	29.356	40.393	32.965	190,3	2:17.491	112,92	3.707	09:23:39.814
4 -	34.335	29.114	39.928	32.608	194,1	2:15.985	114,18	2.201	09:25:55.799
5 -	34.353	29.366	39.905	32.807	194,1	2:16.431	113,80	2.647	09:28:12.230
6 -	34.199	29.329	39.913	32.996	194,1	2:16.437	113,80	2.653	09:30:28.667
7 -	33.987	29.055	39.685	32.465	195,0	2:15.192	114,84	1.408	09:32:43.859
8 -	34.463	29.505	39.882	32.357	193,1	2:16.207	113,99	2.423	09:35:00.066
9 -	33.736	28.734	39.038	32.276	195,0	2:13.784 (1)	116,05		09:37:13.850
10 -	33.808	28.909	39.262	32.476	194,1	2:14.455	115,47	0.671	09:39:28.305
11 -	34.105	28.867	39.474	32.742	191,3	2:15.188	114,85	1.404	09:41:43.493
12 -	33.816	28.726	39.317	32.521	193,1	2:14.380 (3)	115,54	0.596	09:43:57.873
13 -	33.867	28.604	39.135	32.346	193,1	2:13.952 (2)	115,91	0.168	09:46:11.825

P9 81		JOSE CEA				BeOn - ALMA RACING TEAM			
IDEAL LAP TIME : 2:14.572		BEST LAP TIME : 2:14.610				DIFFERENCE : 0.038			
LAP	SECTOR 1	SECTOR 2	SECTOR 3	SECTOR 4	SPEED TRAP	LAP TIME	KPH	DIFF	TIME OF DAY
1 -		31.048	41.202	33.386	159,6	2:29.044	104,17	14.434	09:19:02.524
2 -	35.638	29.617	40.556	32.870	195,0	2:18.681	111,96	4.071	09:21:21.205
3 -	34.559	29.472	40.379	32.486	190,3	2:16.896	113,42	2.286	09:23:38.101
4 -	34.258	29.239	39.739	32.763	189,4	2:15.999	114,16	1.389	09:25:54.100
5 -	34.251	28.984	40.056	32.933	189,4	2:16.224	113,97	1.614	09:28:10.324
6 -	34.442	29.253	39.794	34.655	188,5	2:18.144	112,39	3.534	09:30:28.468
7 -	35.256	29.529	40.226	32.701	187,6	2:17.712	112,74	3.102	09:32:46.180
8 -	34.190	29.129	39.671	32.541	188,5	2:15.531	114,56	0.921	09:35:01.711
9 -	33.995	29.234	39.882	32.237	190,3	2:15.348 (2)	114,71	0.738	09:37:17.059
10 -	33.924	28.984	39.497	32.205	190,3	2:14.610 (1)	115,34		09:39:31.669
11 -	33.976	29.165	40.120	32.278	190,3	2:15.539	114,55	0.929	09:41:47.208
12 -	33.886	29.270	39.796	32.433	189,4	2:15.385 (3)	114,68	0.775	09:44:02.593
13 -	34.690	29.119	40.231	32.774	188,5	2:16.814	113,48	2.204	09:46:19.407

ESBK - Campeonato de España de Superbikes

ESBK - PreMoto3

Carrera 2 - SECTOR ANALYSIS



SECTOR 1 = FL to I1, SECTOR 2 = I1 to I2 SECTOR 3 = I2 to I3, SECTOR 4 = I3 to FL, DIFF = Difference To Personal Best Lap, P = Crossed Finish Line in Pit Lane

P10 32		AARON RODRIGUEZ			MIR RACING -				
IDEAL LAP TIME : 2:15.185		BEST LAP TIME : 2:15.589			DIFFERENCE : 0.404				
LAP	SECTOR 1	SECTOR 2	SECTOR 3	SECTOR 4	SPEED TRAP	LAP TIME	KPH	DIFF	TIME OF DAY
1 -		31.099	41.543	33.601	167,7	2:30.313	103,29	14.724	09:19:03.793
2 -	35.562	30.427	40.039	33.149	186,7	2:19.177	111,56	3.588	09:21:22.970
3 -	35.018	29.902	40.403	33.079	188,5	2:18.402	112,18	2.813	09:23:41.372
4 -	34.645	29.747	39.612	32.734	185,9	2:16.738	113,55	1.149	09:25:58.110
5 -	34.626	29.502	40.590	32.710	185,9	2:17.428	112,98	1.839	09:28:15.538
6 -	35.229	29.471	40.115	32.694	185,9	2:17.509	112,91	1.920	09:30:33.047
7 -	35.045	29.624	39.663	32.560	184,1	2:16.892	113,42	1.303	09:32:49.939
8 -	34.940	29.574	39.095	32.428	180,0	2:16.037 (3)	114,13	0.448	09:35:05.976
9 -	34.701	29.320	39.652	32.622	180,0	2:16.295	113,92	0.706	09:37:22.271
10 -	34.921	29.398	39.577	32.709	176,0	2:16.605	113,66	1.016	09:39:38.876
11 -	35.062	29.310	39.799	32.773	179,1	2:16.944	113,38	1.355	09:41:55.820
12 -	34.514	29.190	39.499	32.386	181,6	2:15.589 (1)	114,51		09:44:11.409
13 -	34.909	29.283	39.124	32.469	180,8	2:15.785 (2)	114,34	0.196	09:46:27.194

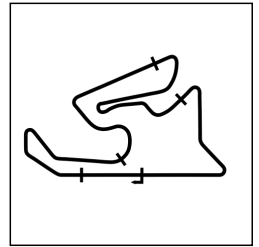
P11 29		MAHDI SALEM ABUAWAD			- QRG CERRO-GROUP				
IDEAL LAP TIME : 2:15.362		BEST LAP TIME : 2:16.155			DIFFERENCE : 0.793				
LAP	SECTOR 1	SECTOR 2	SECTOR 3	SECTOR 4	SPEED TRAP	LAP TIME	KPH	DIFF	TIME OF DAY
1 -		31.067	42.578	33.443	157,7	2:30.964	102,85	14.809	09:19:04.444
2 -	35.777	30.399	41.157	33.385	188,5	2:20.718	110,33	4.563	09:21:25.162
3 -	35.141	29.951	40.662	32.736	187,6	2:18.490	112,11	2.335	09:23:43.652
4 -	34.841	29.734	40.349	32.444	187,6	2:17.368	113,03	1.213	09:26:01.020
5 -	34.635	29.575	40.394	32.513	187,6	2:17.117	113,23	0.962	09:28:18.137
6 -	34.319	29.577	40.026	32.499	188,5	2:16.421 (2)	113,81	0.266	09:30:34.558
7 -	34.501	29.432	40.082	32.428	188,5	2:16.443 (3)	113,79	0.288	09:32:51.001
8 -	34.628	29.505	39.824	32.537	187,6	2:16.494	113,75	0.339	09:35:07.495
9 -	34.426	29.711	40.174	32.622	188,5	2:16.933	113,38	0.778	09:37:24.428
10 -	34.355	29.872	40.205	32.285	188,5	2:16.717	113,56	0.562	09:39:41.145
11 -	34.316	29.307	40.034	32.498	188,5	2:16.155 (1)	114,03		09:41:57.300
12 -	34.157	29.096	40.760	32.469	189,4	2:16.482	113,76	0.327	09:44:13.782
13 -	35.138	29.487	40.246	32.638	187,6	2:17.509	112,91	1.354	09:46:31.291

P12 22		CELESTIN MASY			BeOn - TEAM MOTO CLUBE LOULE				
IDEAL LAP TIME : 2:15.532		BEST LAP TIME : 2:16.187			DIFFERENCE : 0.655				
LAP	SECTOR 1	SECTOR 2	SECTOR 3	SECTOR 4	SPEED TRAP	LAP TIME	KPH	DIFF	TIME OF DAY
1 -		30.917	41.457	33.046	156,5	2:29.688	103,72	13.501	09:19:03.168
2 -	35.295	29.881	40.934	33.130	184,1	2:19.240	111,51	3.053	09:21:22.408
3 -	35.158	29.761	40.788	32.477	174,4	2:18.184	112,36	1.997	09:23:40.592
4 -	34.442	29.856	40.355	32.386	189,4	2:17.039	113,30	0.852	09:25:57.631
5 -	34.674	29.501	40.897	32.396	189,4	2:17.468	112,94	1.281	09:28:15.099
6 -	34.857	29.748	40.499	32.645	187,6	2:17.749	112,71	1.562	09:30:32.848
7 -	34.881	29.850	40.562	32.241	185,0	2:17.534	112,89	1.347	09:32:50.382
8 -	34.818	29.475	39.807	32.460	188,5	2:16.560 (3)	113,69	0.373	09:35:06.942
9 -	34.575	29.621	40.181	32.412	188,5	2:16.789	113,50	0.602	09:37:23.731
10 -	34.605	29.602	40.197	32.152	188,5	2:16.556 (2)	113,70	0.369	09:39:40.287
11 -	34.291	29.326	40.205	32.365	187,6	2:16.187 (1)	114,01		09:41:56.474
12 -	34.501	29.282	41.827	32.321	190,3	2:17.931	112,56	1.744	09:44:14.405
13 -	34.757	29.302	40.309	32.557	190,3	2:16.925	113,39	0.738	09:46:31.330

ESBK - Campeonato de España de Superbikes

ESBK - PreMoto3

Carrera 2 - SECTOR ANALYSIS



SECTOR 1 = FL to I1, SECTOR 2 = I1 to I2 SECTOR 3 = I2 to I3, SECTOR 4 = I3 to FL, DIFF = Difference To Personal Best Lap, P = Crossed Finish Line in Pit Lane

P13 11		OLIVER CANTOS				- MRETALENT			
IDEAL LAP TIME : 2:15.871		BEST LAP TIME : 2:16.159		DIFFERENCE : 0.288					
LAP	SECTOR 1	SECTOR 2	SECTOR 3	SECTOR 4	SPEED TRAP	LAP TIME	KPH	DIFF	TIME OF DAY
1 -		30.905	41.395	36.030	166,3	2:30.755	102,99	14.596	09:19:04.235
2 -	35.593	30.562	41.114	33.691	193,1	2:20.960	110,15	4.801	09:21:25.195
3 -	35.484	30.358	40.859	33.157	185,9	2:19.858	111,01	3.699	09:23:45.053
4 -	34.167	29.845	40.442	32.712	188,5	2:17.166	113,19	1.007	09:26:02.219
5 -	34.140	29.931	40.204	32.647	189,4	2:16.922	113,39	0.763	09:28:19.141
6 -	33.823	29.876	40.302	32.718	188,5	2:16.719	113,56	0.560	09:30:35.860
7 -	33.665	29.726	40.409	32.759	189,4	2:16.559 (3)	113,70	0.400	09:32:52.419
8 -	33.849	29.627	40.433	32.585	189,4	2:16.494 (2)	113,75	0.335	09:35:08.913
9 -	33.853	29.780	40.524	32.954	189,4	2:17.111	113,24	0.952	09:37:26.024
10 -	33.781	29.576	40.045	32.757	188,5	2:16.159 (1)	114,03		09:39:42.183
11 -	33.831	29.753	40.317	32.997	190,3	2:16.898	113,41	0.739	09:41:59.081
12 -	33.904	29.637	40.179	32.839	189,4	2:16.559 (3)	113,70	0.400	09:44:15.640
13 -	34.369	29.976	40.823	33.523	188,5	2:18.691	111,95	2.532	09:46:34.331

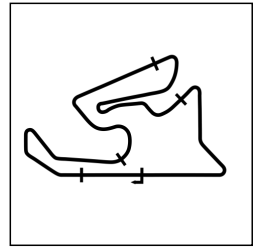
P14 12		LEWIS MULLEN				BeOn -			
IDEAL LAP TIME : 2:17.615		BEST LAP TIME : 2:18.039		DIFFERENCE : 0.424					
LAP	SECTOR 1	SECTOR 2	SECTOR 3	SECTOR 4	SPEED TRAP	LAP TIME	KPH	DIFF	TIME OF DAY
1 -		31.149	42.351	33.608	161,6	2:31.996	102,15	13.957	09:19:05.476
2 -	35.950	30.803	41.566	33.312	189,4	2:21.631	109,62	3.592	09:21:27.107
3 -	35.149	30.200	41.419	32.990	185,0	2:19.758	111,09	1.719	09:23:46.865
4 -	35.004	30.412	40.777	32.831	185,9	2:19.024	111,68	0.985	09:26:05.889
5 -	34.803	30.193	40.908	32.897	185,9	2:18.801	111,86	0.762	09:28:24.690
6 -	34.591	30.153	40.649	32.712	184,1	2:18.105 (2)	112,42	0.066	09:30:42.795
7 -	34.686	29.924	40.520	32.909	185,9	2:18.039 (1)	112,48		09:33:00.834
8 -	34.465	30.045	40.959	32.706	185,9	2:18.175 (3)	112,37	0.136	09:35:19.009
9 -	35.016	30.335	40.727	33.299	186,7	2:19.377	111,40	1.338	09:37:38.386
10 -	34.910	30.231	41.098	32.974	184,1	2:19.213	111,53	1.174	09:39:57.599
11 -	34.864	30.115	41.228	33.012	185,9	2:19.219	111,52	1.180	09:42:16.818
12 -	35.013	30.127	40.928	32.846	183,3	2:18.914	111,77	0.875	09:44:35.732
13 -	35.061	30.286	41.092	33.748	185,0	2:20.187	110,75	2.148	09:46:55.919

P15 38		TOMMASO PIERONI				- ALMA RACING TEAM-			
IDEAL LAP TIME : 2:18.418		BEST LAP TIME : 2:18.687		DIFFERENCE : 0.269					
LAP	SECTOR 1	SECTOR 2	SECTOR 3	SECTOR 4	SPEED TRAP	LAP TIME	KPH	DIFF	TIME OF DAY
1 -		30.982	42.135	33.758	159,0	2:31.637	102,39	12.950	09:19:05.117
2 -	36.552	31.496	41.627	33.742	188,5	2:23.417	108,26	4.730	09:21:28.534
3 -	35.322	30.278	40.877	33.047	186,7	2:19.524	111,28	0.837	09:23:48.058
4 -	35.575	29.919	40.815	32.967	185,9	2:19.276	111,48	0.589	09:26:07.334
5 -	35.515	29.854	41.169	33.619	184,1	2:20.157	110,78	1.470	09:28:27.491
6 -	35.417	29.523	40.606	33.141	181,6	2:18.687 (1)	111,95		09:30:46.178
7 -	35.518	29.988	40.791	33.265	184,1	2:19.562	111,25	0.875	09:33:05.740
8 -	35.378	29.898	40.659	33.147	183,3	2:19.082 (3)	111,63	0.395	09:35:24.822
9 -	35.476	29.839	40.620	33.133	180,8	2:19.068 (2)	111,64	0.381	09:37:43.890
10 -	35.483	29.970	40.952	33.125	182,4	2:19.530	111,27	0.843	09:40:03.420
11 -	35.486	30.014	40.976	33.358	180,8	2:19.834	111,03	1.147	09:42:23.254
12 -	35.537	29.770	41.152	33.027	182,4	2:19.486	111,31	0.799	09:44:42.740
13 -	35.372	29.996	40.770	33.642	180,8	2:19.780	111,08	1.093	09:47:02.520

ESBK - Campeonato de España de Superbikes

ESBK - PreMoto3

Carrera 2 - SECTOR ANALYSIS



SECTOR 1 = FL to I1, SECTOR 2 = I1 to I2 SECTOR 3 = I2 to I3, SECTOR 4 = I3 to FL, DIFF = Difference To Personal Best Lap, P = Crossed Finish Line in Pit Lane

P16 66		QUENTIN MANDINE				BeOn - MECAPROJETS TEAM ADO			
IDEAL LAP TIME : 2:18.631		BEST LAP TIME : 2:18.970		DIFFERENCE : 0.339					
LAP	SECTOR 1	SECTOR 2	SECTOR 3	SECTOR 4	SPEED TRAP	LAP TIME	KPH	DIFF	TIME OF DAY
1 -		32.140	44.008	34.930	158,4	2:36.260	99,36	17.290	09:19:09.740
2 -	35.733	31.064	41.145	33.324	186,7	2:21.266	109,91	2.296	09:21:31.006
3 -	35.051	30.613	41.038	33.170	186,7	2:19.872	111,00	0.902	09:23:50.878
4 -	35.075	30.445	41.053	33.131	187,6	2:19.704	111,14	0.734	09:26:10.582
5 -	35.238	30.693	40.948	32.839	185,9	2:19.718	111,12	0.748	09:28:30.300
6 -	34.910	30.253	40.738	33.069	186,7	2:18.970 (1)	111,72		09:30:49.270
7 -	35.268	30.181	41.115	33.217	186,7	2:19.781	111,07	0.811	09:33:09.051
8 -	35.094	30.456	40.838	32.981	188,5	2:19.369 (2)	111,40	0.399	09:35:28.420
9 -	35.173	30.452	40.987	33.027	187,6	2:19.639 (3)	111,19	0.669	09:37:48.059
10 -	35.164	30.182	41.099	33.290	187,6	2:19.735	111,11	0.765	09:40:07.794
11 -	34.873	30.359	41.225	33.300	185,9	2:19.757	111,09	0.787	09:42:27.551
12 -	35.256	30.264	41.230	33.217	185,9	2:19.967	110,93	0.997	09:44:47.518
13 -	35.216	30.494	41.290	33.716	185,9	2:20.716	110,34	1.746	09:47:08.234

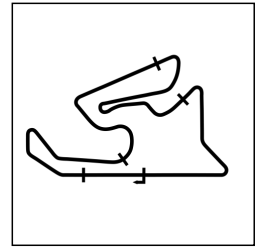
P17 10		DANIEL PAZ				BeOn -			
IDEAL LAP TIME : 2:24.763		BEST LAP TIME : 2:24.771		DIFFERENCE : 0.008					
LAP	SECTOR 1	SECTOR 2	SECTOR 3	SECTOR 4	SPEED TRAP	LAP TIME	KPH	DIFF	TIME OF DAY
1 -		32.102	43.483	37.310	151,1	2:38.356	98,04	13.585	09:19:11.836
2 -	37.293	32.886	44.292	34.984	178,3	2:29.455	103,88	4.684	09:21:41.291
3 -	37.524	32.159	44.293	34.615	185,0	2:28.591	104,49	3.820	09:24:09.882
4 -	37.568	32.518	43.789	34.506	185,0	2:28.381	104,64	3.610	09:26:38.263
5 -	37.395	32.155	43.603	34.553	184,1	2:27.706	105,11	2.935	09:29:05.969
6 -	37.353	32.424	43.914	34.411	184,1	2:28.102	104,83	3.331	09:31:34.071
7 -	37.809	32.175	43.807	34.647	184,1	2:28.438	104,60	3.667	09:34:02.509
8 -	37.623	31.880	44.471	34.580	185,0	2:28.554	104,51	3.783	09:36:31.063
9 -	37.073	31.863	44.195	34.541	184,1	2:27.672	105,14	2.901	09:38:58.735
10 -	37.534	31.321	43.781	34.504	182,4	2:27.140 (3)	105,52	2.369	09:41:25.875
11 -	37.015	31.597	42.890	34.202	183,3	2:25.704 (2)	106,56	0.933	09:43:51.579
12 -	36.929	30.941	42.691	34.210	183,3	2:24.771 (1)	107,25		09:46:16.350

P18 64		CARMELO BELLUZZO				BeOn - ETG RACING			
IDEAL LAP TIME : 2:13.721		BEST LAP TIME : 2:14.062		DIFFERENCE : 0.341					
LAP	SECTOR 1	SECTOR 2	SECTOR 3	SECTOR 4	SPEED TRAP	LAP TIME	KPH	DIFF	TIME OF DAY
1 -		29.540	39.895	32.287	162,9	2:23.184	108,43	9.122	09:18:56.664
2 -	34.306	59.490	55.367	IN PIT	188,5	4:54.508 P	52,72	2:40.446	09:23:51.172
3 -	OUTLAP	30.097	40.220	32.710	153,4	2:21.304	109,88	7.242	09:26:12.476
4 -	34.063	29.521	39.582	32.373	189,4	2:15.539	114,55	1.477	09:28:28.015
5 -	34.540	29.167	39.825	32.602	188,5	2:16.134	114,05	2.072	09:30:44.149
6 -	33.922	29.484	40.276	32.720	189,4	2:16.402	113,83	2.340	09:33:00.551
7 -	33.715	29.221	39.446	32.333	187,6	2:14.715	115,25	0.653	09:35:15.266
8 -	33.577	29.086	39.326	32.949	187,6	2:14.938	115,06	0.876	09:37:30.204
9 -	33.651	29.067	39.183	32.161	188,5	2:14.062 (1)	115,81		09:39:44.266
10 -	33.835	28.859	39.166	32.309	188,5	2:14.169 (3)	115,72	0.107	09:41:58.435
11 -	33.535	28.918	39.464	32.161	187,6	2:14.078 (2)	115,80	0.016	09:44:12.513
12 -	34.085	29.300	39.231	32.381	189,4	2:14.997	115,01	0.935	09:46:27.510

ESBK - Campeonato de España de Superbikes

ESBK - PreMoto3

Carrera 2 - SECTOR ANALYSIS



SECTOR 1 = FL to I1, SECTOR 2 = I1 to I2 SECTOR 3 = I2 to I3, SECTOR 4 = I3 to FL, DIFF = Difference To Personal Best Lap, P = Crossed Finish Line in Pit Lane

P19 74		KENSEI MATSUDAIRA			BeOn -				
IDEAL LAP TIME : 2:21.377		BEST LAP TIME : 2:22.735			DIFFERENCE : 1.358				
LAP	SECTOR 1	SECTOR 2	SECTOR 3	SECTOR 4	SPEED TRAP	LAP TIME	KPH	DIFF	TIME OF DAY
1 -		30.997	41.417	33.479	155,2	2:29.606	103,78	6.871	09:19:03.086
2 -	1:06.641	34.925	44.392	35.495	191,3	3:01.453	85,56	38.718	09:22:04.539
3 -	38.242	31.772	44.095	34.935	160,9	2:29.044	104,17	6.309	09:24:33.583
4 -	37.898	31.417	43.433	35.095	172,1	2:27.843	105,02	5.108	09:27:01.426
5 -	37.024	31.215	43.718	34.688	183,3	2:26.645	105,88	3.910	09:29:28.071
6 -	37.442	31.123	43.154	34.749	183,3	2:26.468	106,00	3.733	09:31:54.539
7 -	37.864	31.104	42.579	34.327	179,1	2:25.874	106,43	3.139	09:34:20.413
8 -	36.644	30.891	48.066	34.203	183,3	2:29.804	103,64	7.069	09:36:50.217
9 -	36.703	30.810	42.473	34.405	185,0	2:24.391 (2)	107,53	1.656	09:39:14.608
10 -	40.336	30.865	44.964	35.912	166,3	2:32.077	102,09	9.342	09:41:46.685
11 -	36.810	30.033	41.590	34.302	158,4	2:22.735 (1)	108,78		09:44:09.420
12 -	39.988	30.778	41.221	33.553	161,6	2:25.540 (3)	106,68	2.805	09:46:34.960

P20 26		ALBERTO ENRIQUEZ			-				
IDEAL LAP TIME : 2:15.241		BEST LAP TIME : 2:22.481			DIFFERENCE : 7.240				
LAP	SECTOR 1	SECTOR 2	SECTOR 3	SECTOR 4	SPEED TRAP	LAP TIME	KPH	DIFF	TIME OF DAY
1 -		29.334	39.954	32.529	165,6	2:22.481 (1)	108,97		09:18:55.961

ESBK - Campeonato de España de Superbikes

ESBK - PreMoto3

Carrera 2 - STATISTICS

Competitors Started	20
Planned Start	2024-10-27 @ 09:15:00.000
Actual Start	2024-10-27 @ 09:16:33.479
Finish Time	2024-10-27 @ 09:45:38.573
Track Length	4,313km
Total Laps	245
Total Distance Covered	1056,685km

Session Fastest Lap History

NO	NAME	LAP TIME	TIME OF DAY	LAP	VEHICLE
49	IZAN RODRIGUEZ	2:21.761	09:18:55.234	1	BeOn
46	ALVARO LUCAS	2:14.707	09:21:10.450	2	BeOn
46	ALVARO LUCAS	2:13.470	09:25:38.760	4	BeOn
46	ALVARO LUCAS	2:13.352	09:27:52.113	5	BeOn
49	IZAN RODRIGUEZ	2:13.112	09:27:52.648	5	BeOn
46	ALVARO LUCAS	2:13.084	09:34:32.907	8	BeOn
49	IZAN RODRIGUEZ	2:12.208	09:36:45.652	9	BeOn
49	IZAN RODRIGUEZ	2:11.705	09:41:13.112	11	BeOn
49	IZAN RODRIGUEZ	2:10.842	09:43:23.952	12	BeOn

Session Leader History

NO	NAME	FROM LAP	LAPS LED	DISTANCE	VEHICLE
49	IZAN RODRIGUEZ	1	1	4,31 km	BeOn
46	ALVARO LUCAS	2	7	30,19 km	BeOn
49	IZAN RODRIGUEZ	9	5	21,56 km	BeOn

Flag History

TYPE	TIME OF DAY
GREEN	09:16:33.479
FINISH	09:45:38.573

Flag Statistics

TYPE	COUNT	TOTAL LAPS	TOTAL TIME
Green	1	13	32:15.212
Red	0	0	0.000
Safety Car	0	0	0.000
FCY	0	0	0.000