

ESBK - Campeonato de España de Superbikes

ESBK - PreMoto3

Carrera 1 - CLASSIFICATION

Race Distance: 13 Laps / 56,06 kilometers

POS	NO	NAME	NAT	ENTRY	LAPS	TIME	GAP	DIFF	KPH	BEST	ON	GRD	↓↑
1	49	IZAN RODRIGUEZ	ESP	BeOn - ETG RACING	13	29:07.707			115,49	2:13.025	7	1	0
2	26	ALBERTO ENRIQUEZ	ECU	-	13	29:38.373	30.666	30.666	113,50	2:13.392	13	2	0
3	64	CARMELO BELLUZZO	ITA	BeOn - ETG RACING	13	29:39.710	32.003	1.337	113,41	2:14.915	13	4	1
4	46	ALVARO LUCAS	ESP	BeOn - IGAXTEAM	13	29:54.246	46.539	14.536	112,49	2:15.753	13	3	-1
5	98	MIKA SIEBDRATH	DEU	MIR RACING - SUPERHUGO 44 TEAM	13	29:56.295	48.588	2.049	112,36	2:15.759	12	6	1
6	27	MATEO MARULANDA	COL	- FRANDO RACING VHC TEAM LIQUI MOLY	13	29:56.515	48.808	0.220	112,35	2:13.531	13	9	3
7	99	DAVID SANCHEZ	ESP	BeOn - QRG CERRO GROUP	13	29:58.987	51.280	2.472	112,20	2:15.554	13	11	4
8	42	MATTEO BERGER	FRA	BeOn -	13	30:21.917	1:14.210	22.930	110,78	2:15.905	13	20	12
9	84	VASCO CESAR	PRT	BULTACO - BULTACO RACING	13	30:23.201	1:15.494	1.284	110,71	2:17.197	13	13	4
10	81	JOSE CEA	ESP	BeOn - ALMA RACING TEAM	13	30:23.262	1:15.555	0.061	110,70	2:17.521	13	15	5
11	20	IKER RODRIGUEZ	ESP	BeOn - IGAXTEAM	13	30:25.121	1:17.414	1.859	110,59	2:17.811	13	12	1
12	29	MAHDI SALEM ABUAWAD	USA	- QRG CERRO-GROUP	13	30:25.204	1:17.497	0.083	110,58	2:17.434	13	8	-4
13	38	TOMMASO PIERONI	ITA	- ALMA RACING TEAM-	13	30:36.945	1:29.238	11.741	109,88	2:19.615	8	16	3
14	32	AARON RODRIGUEZ	FRA	MIR RACING -	13	31:02.642	1:54.935	25.697	108,36	2:16.885	13	21	7
15	22	CELESTIN MASY	FRA	BeOn - TEAM MOTO CLUBE LOULE	13	31:05.816	1:58.109	3.174	108,18	2:19.539	13	19	4
16	12	LEWIS MULLEN	GBR	BeOn -	13	31:07.931	2:00.224	2.115	108,05	2:19.921	13	18	2
17	66	QUENTIN MANDINE	FRA	BeOn - MECAPROJETS TEAM ADO	13	31:14.490	2:06.783	6.559	107,68	2:20.578	12	17	0

NOT CLASSIFIED

DNF	10	DANIEL PAZ	ESP	BeOn -	8	20:31.259	5 Laps	5 Laps	100,88	2:25.483	2	22	
DNF	11	OLIVER CANTOS	ESP	- MRETALENT	1	2:24.884	12 Laps	7 Laps	107,16	2:24.884	1	5	
DNF	8	NIKOLA MIROSLAVOV	BUL	BULTACO - BULTACO RACING	1	4:34.856	12 Laps	2:09.972	56,49			7	

NOT STARTED

NS	23	TRAVIS BORG	MLT	BeOn - FRANDO RACING VHC TEAM LIQUI MOLY								10	
----	----	-------------	-----	--	--	--	--	--	--	--	--	----	--

FASTEST LAP

	49	IZAN RODRIGUEZ	ESP	BeOn - ETG RACING	7	2:13.025			72,52 mph				116,72 kph
--	----	----------------	-----	-------------------	---	----------	--	--	-----------	--	--	--	------------

Weather / Track : Cloudy / Wet

These results are provisional until the conclusion of any judicial and technical matters.

Date: 26/10/2024 Start: 13:21 Finish: 13:50

Circuito de Navarra: 4,313 km

Race Director:	Stewards:	Timekeeper:	
----------------	-----------	-------------	--

Results can be found at www.tsl-timing.com

Printed - 13:53 sábado, sábado, 26 de octubre de 2024

ESBK - Campeonato de España de Superbikes

ESBK - PreMoto3

Carrera 1 - BEST SECTORS

SECTOR 1				SECTOR 2				SECTOR 3				SECTOR 4				IDEAL / BEST COMPARISON		
POS	NO	NAME	TIME	NO	NAME	TIME	NO	NAME	TIME	NO	NAME	TIME	POS	NO	NAME	IDEAL	BEST	DIFF
																PERFECT LAP 2:12.485		
1	26	ENRIQUE	33.056	49	RODRIGU	28.701	27	MARULAN	38.945	49	RODRIGU	31.783	1	49	RODRIGUEZ	2:12.968	2:13.025	0.057
2	49	RODRIGU	33.433	27	MARULAN	28.885	49	RODRIGU	39.051	26	ENRIQUE	31.866	2	27	MARULANDA	2:13.389	2:13.531	0.142
3	27	MARULAN	33.471	46	LUCAS	29.139	26	ENRIQUE	39.136	27	MARULAN	32.088	3	26	ENRIQUEZ	2:13.392	2:13.392	0.000
4	64	BELLUZZ	33.585	99	SANCHEZ	29.147	64	BELLUZZ	39.244	46	LUCAS	32.112	4	64	BELLUZZO	2:14.406	2:14.915	0.509
5	99	SANCHEZ	33.824	42	BERGER	29.211	99	SANCHEZ	39.420	98	SIEBDRA	32.245	5	99	SANCHEZ	2:15.090	2:15.554	0.464
6	46	LUCAS	34.070	64	BELLUZZ	29.222	32	RODRIGU	39.467	64	BELLUZZ	32.355	6	98	SIEBDRATH	2:15.428	2:15.759	0.331
7	98	SIEBDRA	34.191	98	SIEBDRA	29.230	42	BERGER	39.582	42	BERGER	32.427	7	42	BERGER	2:15.631	2:15.905	0.274
8	42	BERGER	34.411	26	ENRIQUE	29.334	84	CESAR	39.728	99	SANCHEZ	32.699	8	46	LUCAS	2:15.651	2:15.753	0.102
9	81	CEA	34.666	32	RODRIGU	29.369	98	SIEBDRA	39.762	29	ABUAWAL	32.739	9	32	RODRIGUEZ	2:16.702	2:16.885	0.183
10	20	RODRIGU	34.710	29	ABUAWAL	29.452	29	ABUAWAL	40.052	81	CEA	32.741	10	84	CESAR	2:17.141	2:17.197	0.056
11	11	CANTOS	34.843	81	CEA	29.492	46	LUCAS	40.330	32	RODRIGU	32.857	11	81	CEA	2:17.245	2:17.521	0.276
12	84	CESAR	34.941	84	CESAR	29.546	81	CEA	40.346	20	RODRIGU	32.874	12	29	ABUAWAD	2:17.329	2:17.434	0.105
13	32	RODRIGU	35.009	20	RODRIGU	29.726	20	RODRIGU	40.455	11	CANTOS	32.891	13	20	RODRIGUEZ	2:17.765	2:17.811	0.046
14	29	ABUAWAL	35.086	38	PIERONI	29.815	11	CANTOS	40.693	84	CESAR	32.926	14	11	CANTOS	2:18.445	2:24.884	6.439
15	12	MULLEN	35.193	11	CANTOS	30.018	38	PIERONI	40.790	38	PIERONI	33.159	15	38	PIERONI	2:18.991	2:19.615	0.624
16	38	PIERONI	35.227	22	MASY	30.042	66	MANDINE	40.819	22	MASY	33.171	16	22	MASY	2:19.530	2:19.539	0.009
17	22	MASY	35.313	12	MULLEN	30.215	22	MASY	41.004	12	MULLEN	33.254	17	12	MULLEN	2:19.763	2:19.921	0.158
18	66	MANDINE	35.455	66	MANDINE	30.570	12	MULLEN	41.101	66	MANDINE	33.383	18	66	MANDINE	2:20.227	2:20.578	0.351
19	10	PAZ	37.124	10	PAZ	31.354	10	PAZ	42.987	10	PAZ	34.018	19	10	PAZ	2:25.483	2:25.483	0.000
20				8	MIROSLA	37.068	8	MIROSLA	47.116				20	8	MIROSLAVOV			

ESBK - Campeonato de España de Superbikes

ESBK - PreMoto3

Carrera 1 - BEST SPEEDS

POS	NO	NAME	VMAX	KPH
1	42	BERGER		191,3
2	46	LUCAS		189,4
3	99	SANCHEZ		189,4
4	84	CESAR		188,5
5	49	RODRIGUEZ		187,6
6	26	ENRIQUEZ		187,6
7	64	BELLUZZO		187,6
8	98	SIEBDRATH		187,6
9	81	CEA		187,6
10	27	MARULANDA		186,7
11	22	MASY		185,9
12	20	RODRIGUEZ		185,0
13	38	PIERONI		184,1
14	11	CANTOS		183,3
15	29	ABUAWAD		181,6
16	12	MULLEN		181,6
17	66	MANDINE		181,6
18	10	PAZ		178,3
19	32	RODRIGUEZ		177,5
20	8	MIROSLAVOV		163,6
21				

ESBK - Campeonato de España de Superbikes

ESBK - PreMoto3

Carrera 1 - LAP ANALYSIS

DIFF = Difference To Personal Best Lap

P1 49 IZAN RODRIGUEZ				
LAP	LAP TIME	DIFF	KPH	TIME OF DAY
1 -	2:19.913	6.888	110,97	13:23:54.492
2 -	2:13.632 (2)	0.607	116,19	13:26:08.124
3 -	2:14.128	1.103	115,76	13:28:22.252
4 -	2:13.966	0.941	115,90	13:30:36.218
5 -	2:13.662 (3)	0.637	116,16	13:32:49.880
6 -	2:13.953	0.928	115,91	13:35:03.833
7 -	2:13.025 (1)		116,72	13:37:16.858
8 -	2:13.856	0.831	115,99	13:39:30.714
9 -	2:13.695	0.670	116,13	13:41:44.409
10 -	2:13.793	0.768	116,05	13:43:58.202
11 -	2:13.951	0.926	115,91	13:46:12.153
12 -	2:14.493	1.468	115,44	13:48:26.646
13 -	2:15.640	2.615	114,47	13:50:42.286

P2 26 ALBERTO ENRIQUEZ				
LAP	LAP TIME	DIFF	KPH	TIME OF DAY
1 -	2:22.229	8.837	109,16	13:23:56.808
2 -	2:16.498	3.106	113,75	13:26:13.306
3 -	2:16.082	2.690	114,09	13:28:29.388
4 -	2:15.725 (3)	2.333	114,39	13:30:45.113
5 -	2:15.532 (2)	2.140	114,56	13:33:00.645
6 -	2:16.286	2.894	113,92	13:35:16.931
7 -	2:16.481	3.089	113,76	13:37:33.412
8 -	2:17.143	3.751	113,21	13:39:50.555
9 -	2:17.076	3.684	113,27	13:42:07.631
10 -	2:16.637	3.245	113,63	13:44:24.268
11 -	2:17.762	4.370	112,70	13:46:42.030
12 -	2:17.530	4.138	112,89	13:48:59.560
13 -	2:13.392 (1)		116,39	13:51:12.952

P3 64 CARMELO BELLUZZO				
LAP	LAP TIME	DIFF	KPH	TIME OF DAY
1 -	2:22.699	7.784	108,80	13:23:57.278
2 -	2:16.621	1.706	113,64	13:26:13.899
3 -	2:15.872 (3)	0.957	114,27	13:28:29.771
4 -	2:15.905	0.990	114,24	13:30:45.676
5 -	2:15.466 (2)	0.551	114,61	13:33:01.142
6 -	2:16.028	1.113	114,14	13:35:17.170
7 -	2:16.690	1.775	113,59	13:37:33.860
8 -	2:16.960	2.045	113,36	13:39:50.820
9 -	2:17.057	2.142	113,28	13:42:07.877
10 -	2:16.233	1.318	113,97	13:44:24.110
11 -	2:17.889	2.974	112,60	13:46:41.999
12 -	2:17.375	2.460	113,02	13:48:59.374
13 -	2:14.915 (1)		115,08	13:51:14.289

P4 46 ALVARO LUCAS				
LAP	LAP TIME	DIFF	KPH	TIME OF DAY
1 -	2:26.058	10.305	106,30	13:24:00.637
2 -	2:19.386	3.633	111,39	13:26:20.023
3 -	2:18.367	2.614	112,21	13:28:38.390
4 -	2:16.921	1.168	113,39	13:30:55.311
5 -	2:16.995	1.242	113,33	13:33:12.306
6 -	2:16.824 (3)	1.071	113,48	13:35:29.130
7 -	2:17.433	1.680	112,97	13:37:46.563
8 -	2:17.669	1.916	112,78	13:40:04.232
9 -	2:18.074	2.321	112,45	13:42:22.306
10 -	2:17.550	1.797	112,88	13:44:39.856
11 -	2:16.870	1.117	113,44	13:46:56.726
12 -	2:16.346 (2)	0.593	113,87	13:49:13.072

DIFF = Difference To Personal Best Lap

P5 98 MIKA SIEBDRATH				
LAP	LAP TIME	DIFF	KPH	TIME OF DAY
1 -	2:26.963	11.204	105,65	13:24:01.542
2 -	2:19.776	4.017	111,08	13:26:21.318
3 -	2:18.897	3.138	111,78	13:28:40.215
4 -	2:17.433	1.674	112,97	13:30:57.648
5 -	2:18.121	2.362	112,41	13:33:15.769
6 -	2:18.621	2.862	112,00	13:35:34.390
7 -	2:18.077	2.318	112,45	13:37:52.467
8 -	2:16.759	1.000	113,53	13:40:09.226
9 -	2:17.200	1.441	113,16	13:42:26.426
10 -	2:16.841	1.082	113,46	13:44:43.267
11 -	2:16.050 (3)	0.291	114,12	13:46:59.317
12 -	2:15.759 (1)		114,37	13:49:15.076
13 -	2:15.798 (2)	0.039	114,33	13:51:30.874

P6 27 MATEO MARULANDA				
LAP	LAP TIME	DIFF	KPH	TIME OF DAY
1 -	2:29.263	15.732	104,02	13:24:03.842
2 -	2:20.752	7.221	110,31	13:26:24.594
3 -	2:21.137	7.606	110,01	13:28:45.731
4 -	2:19.668	6.137	111,16	13:31:05.399
5 -	2:18.373	4.842	112,20	13:33:23.772
6 -	2:17.332	3.801	113,06	13:35:41.104
7 -	2:17.468	3.937	112,94	13:37:58.572
8 -	2:16.914	3.383	113,40	13:40:15.486
9 -	2:16.717	3.186	113,56	13:42:32.203
10 -	2:15.816	2.285	114,32	13:44:48.019
11 -	2:14.729 (2)	1.198	115,24	13:47:02.748
12 -	2:14.815 (3)	1.284	115,17	13:49:17.563
13 -	2:13.531 (1)		116,27	13:51:31.094

P7 99 DAVID SANCHEZ				
LAP	LAP TIME	DIFF	KPH	TIME OF DAY
1 -	2:27.734	12.180	105,09	13:24:02.313
2 -	2:19.804	4.250	111,06	13:26:22.117
3 -	2:18.700	3.146	111,94	13:28:40.817
4 -	2:17.372	1.818	113,02	13:30:58.189
5 -	2:17.420	1.866	112,98	13:33:15.609
6 -	2:18.445	2.891	112,15	13:35:34.054
7 -	2:18.371	2.817	112,21	13:37:52.425
8 -	2:17.228	1.674	113,14	13:40:09.653
9 -	2:17.487	1.933	112,93	13:42:27.140
10 -	2:16.662 (3)	1.108	113,61	13:44:43.802
11 -	2:17.679	2.125	112,77	13:47:01.481
12 -	2:16.531 (2)	0.977	113,72	13:49:18.012
13 -	2:15.554 (1)		114,54	13:51:33.566

P8 42 MATTEO BERGER				
LAP	LAP TIME	DIFF	KPH	TIME OF DAY
1 -	2:35.462	19.557	99,87	13:24:10.041
2 -	2:21.934	6.029	109,39	13:26:31.975
3 -	2:18.752	2.847	111,90	13:28:50.727
4 -	2:18.509 (3)	2.604	112,09	13:31:09.236
5 -	2:18.871	2.966	111,80	13:33:28.107
6 -	2:19.646	3.741	111,18	13:35:47.753
7 -	2:19.018	3.113	111,68	13:38:06.771
8 -	2:18.577	2.672	112,04	13:40:25.348
9 -	2:17.956 (2)	2.051	112,54	13:42:43.304
10 -	2:18.959	3.054	111,73	13:45:02.263

ESBK - Campeonato de España de Superbikes

ESBK - PreMoto3

Carrera 1 - LAP ANALYSIS

DIFF = Difference To Personal Best Lap

11 -	2:19.193	3.288	111,54	13:47:21.456
12 -	2:19.135	3.230	111,59	13:49:40.591
13 -	2:15.905 (1)		114,24	13:51:56.496

P9 84 VASCO CESAR

LAP	LAP TIME	DIFF	KPH	TIME OF DAY
1 -	2:30.739	13.542	103,00	13:24:05.318
2 -	2:20.779	3.582	110,29	13:26:26.097
3 -	2:20.858	3.661	110,23	13:28:46.955
4 -	2:20.839	3.642	110,24	13:31:07.794
5 -	2:19.704	2.507	111,14	13:33:27.498
6 -	2:19.551	2.354	111,26	13:35:47.049
7 -	2:18.906	1.709	111,77	13:38:05.955
8 -	2:18.324 (2)	1.127	112,24	13:40:24.279
9 -	2:18.536 (3)	1.339	112,07	13:42:42.815
10 -	2:19.154	1.957	111,57	13:45:01.969
11 -	2:19.245	2.048	111,50	13:47:21.214
12 -	2:19.369	2.172	111,40	13:49:40.583
13 -	2:17.197 (1)		113,17	13:51:57.780

P10 81 JOSE CEA

LAP	LAP TIME	DIFF	KPH	TIME OF DAY
1 -	2:28.802	11.281	104,34	13:24:03.381
2 -	2:21.333	3.812	109,85	13:26:24.714
3 -	2:21.340	3.819	109,85	13:28:46.054
4 -	2:20.937	3.416	110,16	13:31:06.991
5 -	2:19.879	2.358	111,00	13:33:26.870
6 -	2:18.481 (2)	0.960	112,12	13:35:45.351
7 -	2:18.659 (3)	1.138	111,97	13:38:04.010
8 -	2:19.281	1.760	111,47	13:40:23.291
9 -	2:19.093	1.572	111,62	13:42:42.384
10 -	2:19.749	2.228	111,10	13:45:02.133
11 -	2:19.112	1.591	111,61	13:47:21.245
12 -	2:19.075	1.554	111,64	13:49:40.320
13 -	2:17.521 (1)		112,90	13:51:57.841

P11 20 IKER RODRIGUEZ

LAP	LAP TIME	DIFF	KPH	TIME OF DAY
1 -	2:27.782	9.971	105,06	13:24:02.361
2 -	2:21.000	3.189	110,11	13:26:23.361
3 -	2:20.980	3.169	110,13	13:28:44.341
4 -	2:20.998	3.187	110,12	13:31:05.339
5 -	2:19.184 (3)	1.373	111,55	13:33:24.523
6 -	2:19.281	1.470	111,47	13:35:43.804
7 -	2:19.695	1.884	111,14	13:38:03.499
8 -	2:20.099	2.288	110,82	13:40:23.598
9 -	2:19.370	1.559	111,40	13:42:42.968
10 -	2:19.949	2.138	110,94	13:45:02.917
11 -	2:19.958	2.147	110,93	13:47:22.875
12 -	2:19.014 (2)	1.203	111,69	13:49:41.889
13 -	2:17.811 (1)		112,66	13:51:59.700

P12 29 MAHDI SALEM ABUAWAD

LAP	LAP TIME	DIFF	KPH	TIME OF DAY
1 -	2:28.389	10.955	104,63	13:24:02.968
2 -	2:21.062	3.628	110,07	13:26:24.030
3 -	2:21.380	3.946	109,82	13:28:45.410
4 -	2:21.421	3.987	109,79	13:31:06.831
5 -	2:20.740	3.306	110,32	13:33:27.571
6 -	2:19.582	2.148	111,23	13:35:47.153
7 -	2:19.285	1.851	111,47	13:38:06.438
8 -	2:18.765 (2)	1.331	111,89	13:40:25.203

DIFF = Difference To Personal Best Lap

9 -	2:19.408	1.974	111,37	13:42:44.611
10 -	2:19.208	1.774	111,53	13:45:03.819
11 -	2:19.064 (3)	1.630	111,65	13:47:22.883
12 -	2:19.466	2.032	111,33	13:49:42.349
13 -	2:17.434 (1)		112,97	13:51:59.783

P13 38 TOMMASO PIERONI

LAP	LAP TIME	DIFF	KPH	TIME OF DAY
1 -	2:31.212	11.597	102,68	13:24:05.791
2 -	2:21.783	2.168	109,51	13:26:27.574
3 -	2:21.677	2.062	109,59	13:28:49.251
4 -	2:21.155	1.540	109,99	13:31:10.406
5 -	2:20.298	0.683	110,67	13:33:30.704
6 -	2:20.300	0.685	110,66	13:35:51.004
7 -	2:19.928 (3)	0.313	110,96	13:38:10.932
8 -	2:19.615 (1)		111,21	13:40:30.547
9 -	2:19.617 (2)	0.002	111,20	13:42:50.164
10 -	2:20.172	0.557	110,76	13:45:10.336
11 -	2:19.964	0.349	110,93	13:47:30.300
12 -	2:20.587	0.972	110,44	13:49:50.887
13 -	2:20.637	1.022	110,40	13:52:11.524

P14 32 AARON RODRIGUEZ

LAP	LAP TIME	DIFF	KPH	TIME OF DAY
1 -	3:04.818	47.933	84,01	13:24:39.397
2 -	2:23.836	6.951	107,94	13:27:03.233
3 -	2:22.604	5.719	108,88	13:29:25.837
4 -	2:20.819	3.934	110,26	13:31:46.656
5 -	2:20.648	3.763	110,39	13:34:07.304
6 -	2:20.071	3.186	110,84	13:36:27.375
7 -	2:19.243	2.358	111,50	13:38:46.618
8 -	2:19.447	2.562	111,34	13:41:06.065
9 -	2:17.996 (2)	1.111	112,51	13:43:24.061
10 -	2:18.621	1.736	112,00	13:45:42.682
11 -	2:18.470 (3)	1.585	112,13	13:48:01.152
12 -	2:19.184	2.299	111,55	13:50:20.336
13 -	2:16.885 (1)		113,42	13:52:37.221

P15 22 CELESTIN MASY

LAP	LAP TIME	DIFF	KPH	TIME OF DAY
1 -	2:34.442	14.903	100,53	13:24:09.021
2 -	2:24.544	5.005	107,41	13:26:33.565
3 -	2:25.205	5.666	106,93	13:28:58.770
4 -	2:25.114	5.575	106,99	13:31:23.884
5 -	2:24.325	4.786	107,58	13:33:48.209
6 -	2:23.428	3.889	108,25	13:36:11.637
7 -	2:22.939	3.400	108,62	13:38:34.576
8 -	2:21.857	2.318	109,45	13:40:56.433
9 -	2:21.622	2.083	109,63	13:43:18.055
10 -	2:21.455	1.916	109,76	13:45:39.510
11 -	2:20.858 (3)	1.319	110,23	13:48:00.368
12 -	2:20.488 (2)	0.949	110,52	13:50:20.856
13 -	2:19.539 (1)		111,27	13:52:40.395

P16 12 LEWIS MULLEN

LAP	LAP TIME	DIFF	KPH	TIME OF DAY
1 -	2:34.221	14.300	100,67	13:24:08.800
2 -	2:27.270	7.349	105,43	13:26:36.070
3 -	2:26.151	6.230	106,23	13:29:02.221
4 -	2:25.011	5.090	107,07	13:31:27.232
5 -	2:23.190	3.269	108,43	13:33:50.422
6 -	2:22.195	2.274	109,19	13:36:12.617

ESBK - Campeonato de España de Superbikes

ESBK - PreMoto3

Carrera 1 - LAP ANALYSIS

DIFF = Difference To Personal Best Lap

7 -	2:22.381	2.460	109,05	13:38:34.998
8 -	2:22.206	2.285	109,18	13:40:57.204
9 -	2:21.852	1.931	109,45	13:43:19.056
10 -	2:21.453 (3)	1.532	109,76	13:45:40.509
11 -	2:21.882	1.961	109,43	13:48:02.391
12 -	2:20.198 (2)	0.277	110,74	13:50:22.589
13 -	2:19.921 (1)		110,96	13:52:42.510

P17 66 QUENTIN MANDINE				
LAP	LAP TIME	DIFF	KPH	TIME OF DAY
1 -	2:36.270	15.692	99,35	13:24:10.849
2 -	2:26.129	5.551	106,25	13:26:36.978
3 -	2:25.959	5.381	106,37	13:29:02.937
4 -	2:25.162	4.584	106,96	13:31:28.099
5 -	2:24.019	3.441	107,81	13:33:52.118
6 -	2:22.790	2.212	108,73	13:36:14.908
7 -	2:22.597	2.019	108,88	13:38:37.505
8 -	2:22.957	2.379	108,61	13:41:00.462
9 -	2:22.864	2.286	108,68	13:43:23.326
10 -	2:23.015	2.437	108,56	13:45:46.341
11 -	2:20.659 (2)	0.081	110,38	13:48:07.000
12 -	2:20.578 (1)		110,44	13:50:27.578
13 -	2:21.491 (3)	0.913	109,73	13:52:49.069

P18 10 DANIEL PAZ				
LAP	LAP TIME	DIFF	KPH	TIME OF DAY
1 -	2:35.205	9.722	100,04	13:24:09.784
2 -	2:25.483 (1)		106,72	13:26:35.267
3 -	2:56.755	31.272	87,84	13:29:32.022
4 -	2:32.025	6.542	102,13	13:32:04.047
5 -	2:29.877 (3)	4.394	103,59	13:34:33.924
6 -	2:30.387	4.904	103,24	13:37:04.311
7 -	2:31.972	6.489	102,16	13:39:36.283
8 -	2:29.555 (2)	4.072	103,81	13:42:05.838

P19 11 OLIVER CANTOS				
LAP	LAP TIME	DIFF	KPH	TIME OF DAY
1 -	2:24.884 (1)		107,16	13:23:59.463

P20 8 NIKOLA MIROSLAVOV				
LAP	LAP TIME	DIFF	KPH	TIME OF DAY
1 -	4:34.856 P		56,49	13:26:09.435

ESBK - Campeonato de España de Superbikes

ESBK - PreMoto3

Carrera 1 - LAP CHART

LAP 1 @ 13:23:54.492

NO	BEHIND	LAP TIME
49		2:19.913
26	2.316	2:22.229
64	2.786	2:22.699
11	4.971	2:24.884
46	6.145	2:26.058
98	7.050	2:26.963
99	7.821	2:27.734
20	7.869	2:27.782
29	8.476	2:28.389
81	8.889	2:28.802
27	9.350	2:29.263
84	10.826	2:30.739
38	11.299	2:31.212
12	14.308	2:34.221
22	14.529	2:34.442
10	15.292	2:35.205
42	15.549	2:35.462
66	16.357	2:36.270
32	44.905	3:04.818

LAP 2 @ 13:26:08.124

NO	BEHIND	LAP TIME
49		2:13.632
8	1 Lap	4:34.856 P
26	5.182	2:16.498
64	5.775	2:16.621
46	11.899	2:19.386
98	13.194	2:19.776
99	13.993	2:19.804
20	15.237	2:21.000
29	15.906	2:21.062
27	16.470	2:20.752
81	16.590	2:21.333
84	17.973	2:20.779
38	19.450	2:21.783
42	23.851	2:21.934
22	25.441	2:24.544
10	27.143	2:25.483
12	27.946	2:27.270
66	28.854	2:26.129
32	55.109	2:23.836

LAP 3 @ 13:28:22.252

NO	BEHIND	LAP TIME
49		2:14.128
26	7.136	2:16.082
64	7.519	2:15.872
46	16.138	2:18.367
98	17.963	2:18.897
99	18.565	2:18.700
20	22.089	2:20.980
29	23.158	2:21.380
27	23.479	2:21.137
81	23.802	2:21.340
84	24.703	2:20.858
38	26.999	2:21.677
42	28.475	2:18.752
22	36.518	2:25.205
12	39.969	2:26.151
66	40.685	2:25.959
32	1:03.585	2:22.604
10	1:09.770	2:56.755

LAP 4 @ 13:30:36.218

NO	BEHIND	LAP TIME
49		2:13.966
26	8.895	2:15.725
64	9.458	2:15.905
46	19.093	2:16.921
98	21.430	2:17.433
99	21.971	2:17.372
20	29.121	2:20.998
27	29.181	2:19.668
29	30.613	2:21.421
81	30.773	2:20.937
84	31.576	2:20.839
42	33.018	2:18.509
38	34.188	2:21.155
22	47.666	2:25.114
12	51.014	2:25.011
66	51.881	2:25.162
32	1:10.438	2:20.819
10	1:27.829	2:32.025

LAP 5 @ 13:32:49.880

NO	BEHIND	LAP TIME
49		2:13.662
26	10.765	2:15.532
64	11.262	2:15.466
46	22.426	2:16.995
99	25.729	2:17.420
98	25.889	2:18.121
27	33.892	2:18.373
20	34.643	2:19.184
81	36.990	2:19.879
84	37.618	2:19.704
29	37.691	2:20.740
42	38.227	2:18.871
38	40.824	2:20.298
22	58.329	2:24.325
12	1:00.542	2:23.190
66	1:02.238	2:24.019
32	1:17.424	2:20.648
10	1:44.044	2:29.877

LAP 6 @ 13:35:03.833

NO	BEHIND	LAP TIME
49		2:13.953
26	13.098	2:16.286
64	13.337	2:16.028
46	25.297	2:16.824
99	30.221	2:18.445
98	30.557	2:18.621
27	37.271	2:17.332
20	39.971	2:19.281
81	41.518	2:18.481
84	43.216	2:19.551
29	43.320	2:19.582
42	43.920	2:19.646
38	47.171	2:20.300
22	1:07.804	2:23.428
12	1:08.784	2:22.195
66	1:11.075	2:22.790
32	1:23.542	2:20.071
10	2:00.478	2:30.387

LAP 7 @ 13:37:16.858

NO	BEHIND	LAP TIME
49		2:13.025
26	16.554	2:16.481
64	17.002	2:16.690
46	29.705	2:17.433
99	35.567	2:18.371
98	35.609	2:18.077
27	41.714	2:17.468
20	46.641	2:19.695
81	47.152	2:18.659
84	49.097	2:18.906
29	49.580	2:19.285
42	49.913	2:19.018
38	54.074	2:19.928
22	1:17.718	2:22.939
12	1:18.140	2:22.381
66	1:20.647	2:22.597
32	1:29.760	2:19.243

LAP 8 @ 13:39:30.714

NO	BEHIND	LAP TIME
49		2:13.856
10	1 Lap	2:31.972
26	19.841	2:17.143
64	20.106	2:16.960
46	33.518	2:17.669
98	38.512	2:16.759
99	38.939	2:17.228
27	44.772	2:16.914
81	52.577	2:19.281
20	52.884	2:20.099
84	53.565	2:18.324
29	54.489	2:18.765
42	54.634	2:18.577
38	59.833	2:19.615
22	1:25.719	2:21.857
12	1:26.490	2:22.206
66	1:29.748	2:22.957
32	1:35.351	2:19.447

LAP 9 @ 13:41:44.409

NO	BEHIND	LAP TIME
49		2:13.695
10	1 Lap	2:29.555
26	23.222	2:17.076
64	23.468	2:17.057
46	37.897	2:18.074
98	42.017	2:17.200
99	42.731	2:17.487
27	47.794	2:16.717
81	57.975	2:19.093
84	58.406	2:18.536
20	58.559	2:19.370
42	58.895	2:17.956
29	1:00.202	2:19.408
38	1:05.755	2:19.617
22	1:33.646	2:21.622
12	1:34.647	2:21.852
66	1:38.917	2:22.864
32	1:39.652	2:17.996

LAP 10 @ 13:43:58.202

NO	BEHIND	LAP TIME
49		2:13.793
64	25.908	2:16.233
26	26.066	2:16.637
46	41.654	2:17.550
98	45.065	2:16.841
99	45.600	2:16.662
27	49.817	2:15.816
84	1:03.767	2:19.154
81	1:03.931	2:19.749
42	1:04.061	2:18.959
20	1:04.715	2:19.949
29	1:05.617	2:19.208
38	1:12.134	2:20.172
22	1:41.308	2:21.455
12	1:42.307	2:21.453
32	1:44.480	2:18.621
66	1:48.139	2:23.015

LAP 11 @ 13:46:12.153

NO	BEHIND	LAP TIME
49		2:13.951
64	29.846	2:17.889
26	29.877	2:17.762
46	44.573	2:16.870
98	47.164	2:16.050
99	49.328	2:17.679
27	50.595	2:14.729
84	1:09.061	2:19.245
81	1:09.092	2:19.112
42	1:09.303	2:19.193
20	1:10.722	2:19.958
29	1:10.730	2:19.064
38	1:18.147	2:19.964
22	1:48.215	2:20.858
32	1:48.999	2:18.470
12	1:50.238	2:21.882
66	1:54.847	2:20.659

LAP 12 @ 13:48:26.646

NO	BEHIND	LAP TIME
49		2:14.493
64	32.728	2:17.375
26	32.914	2:17.530
46	46.426	2:16.346
98	48.430	2:15.759
27	50.917	2:14.815
99	51.366	2:16.531
81	1:13.674	2:19.075
84	1:13.937	2:19.369
42	1:13.945	2:19.135
20	1:15.243	2:19.014
29	1:15.703	2:19.466
38	1:24.241	2:20.587
32	1:53.690	2:19.184
22	1:54.210	2:20.488
12	1:55.943	2:20.198
66	2:00.932	2:20.578

LAP 13 @ 13:50:42.286

NO	BEHIND	LAP TIME
49		2:15.640

26	30.666	2:13.392
64	32.003	2:14.915
46	46.539	2:15.753
98	48.588	2:15.798
27	48.808	2:13.531
99	51.280	2:15.554
42	1:14.210	2:15.905
84	1:15.494	2:17.197
81	1:15.555	2:17.521
20	1:17.414	2:17.811
29	1:17.497	2:17.434
38	1:29.238	2:20.637
32	1:54.935	2:16.885
22	1:58.109	2:19.539
12	2:00.224	2:19.921
66	2:06.783	2:21.491

ESBK - Campeonato de España de Superbikes

ESBK - PreMoto3

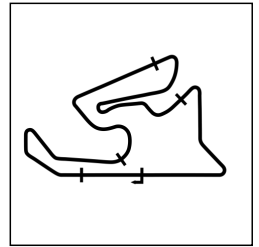
Carrera 1 - POSITION CHART

No	Name	Lap														
		Pos	1	2	3	4	5	6	7	8	9	10	11	12	13	
49	RODRIGUEZ	1	49	49	49	49	49	49	49	49	49	49	49	49	49	49
26	ENRIQUEZ	2	26	26	26	26	26	26	26	26	26	64	64	64	26	26
46	LUCAS	3	64	64	64	64	64	64	64	64	64	26	26	26	64	64
64	BELLUZZO	4	11	46	46	46	46	46	46	46	46	46	46	46	46	46
11	CANTOS	5	46	98	98	98	99	99	99	98	98	98	98	98	98	98
98	SIEBDRATH	6	98	99	99	99	98	98	98	99	99	99	99	27	27	27
8	MIROSLAVOV	7	99	20	20	20	27	27	27	27	27	27	27	99	99	99
29	ABUAWAD	8	20	29	29	27	20	20	20	81	81	84	84	81	42	42
27	MARULANDA	9	29	27	27	29	81	81	81	20	84	81	81	84	84	84
23	BORG	10	81	81	81	81	84	84	84	84	20	42	42	42	81	81
99	SANCHEZ	11	27	84	84	84	29	29	29	29	42	20	20	20	20	20
20	RODRIGUEZ	12	84	38	38	42	42	42	42	29	29	29	29	29	29	29
84	CESAR	13	38	42	42	38	38	38	38	38	38	38	38	38	38	38
81	CEA	14	12	22	22	22	22	22	22	22	22	22	22	32	32	32
38	PIERONI	15	22	10	12	12	12	12	12	12	12	12	32	22	22	22
66	MANDINE	16	10	12	66	66	66	66	66	66	66	32	12	12	12	12
12	MULLEN	17	42	66	32	32	32	32	32	32	32	66	66	66	66	66
22	MASY	18	66	32	10	10	10	10	10	10						
42	BERGER	19	32													
32	RODRIGUEZ	20	8													
10	PAZ	21														

ESBK - Campeonato de España de Superbikes

ESBK - PreMoto3

Carrera 1 - SECTOR ANALYSIS



SECTOR 1 = FL to I1, SECTOR 2 = I1 to I2 SECTOR 3 = I2 to I3, SECTOR 4 = I3 to FL, DIFF = Difference To Personal Best Lap, P = Crossed Finish Line in Pit Lane

P1 49		IZAN RODRIGUEZ				BeOn - ETG RACING			
IDEAL LAP TIME : 2:12.968		BEST LAP TIME : 2:13.025		DIFFERENCE : 0.057					
LAP	SECTOR 1	SECTOR 2	SECTOR 3	SECTOR 4	SPEED TRAP	LAP TIME	KPH	DIFF	TIME OF DAY
1 -		29.198	39.346	32.163	161,6	2:19.913	110,97	6.888	13:23:54.492
2 -	33.449	28.860	39.330	31.993	185,0	2:13.632 (2)	116,19	0.607	13:26:08.124
3 -	33.779	29.040	39.231	32.078	185,0	2:14.128	115,76	1.103	13:28:22.252
4 -	33.689	28.901	39.406	31.970	185,9	2:13.966	115,90	0.941	13:30:36.218
5 -	33.545	28.912	39.422	31.783	187,6	2:13.662 (3)	116,16	0.637	13:32:49.880
6 -	33.531	29.035	39.431	31.956	187,6	2:13.953	115,91	0.928	13:35:03.833
7 -	33.441	28.701	39.051	31.832	185,9	2:13.025 (1)	116,72		13:37:16.858
8 -	33.433	28.994	39.459	31.970	186,7	2:13.856	115,99	0.831	13:39:30.714
9 -	33.481	28.829	39.184	32.201	184,1	2:13.695	116,13	0.670	13:41:44.409
10 -	33.621	28.856	39.439	31.877	185,0	2:13.793	116,05	0.768	13:43:58.202
11 -	33.696	28.967	39.297	31.991	184,1	2:13.951	115,91	0.926	13:46:12.153
12 -	33.992	29.084	39.507	31.910	185,0	2:14.493	115,44	1.468	13:48:26.646
13 -	33.956	28.913	39.932	32.839	185,9	2:15.640	114,47	2.615	13:50:42.286

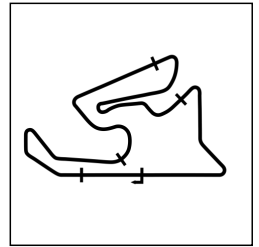
P2 26		ALBERTO ENRIQUEZ				-			
IDEAL LAP TIME : 2:13.392		BEST LAP TIME : 2:13.392		DIFFERENCE : 0.000					
LAP	SECTOR 1	SECTOR 2	SECTOR 3	SECTOR 4	SPEED TRAP	LAP TIME	KPH	DIFF	TIME OF DAY
1 -		29.420	39.996	32.798	165,0	2:22.229	109,16	8.837	13:23:56.808
2 -	33.833	29.860	40.108	32.697	185,0	2:16.498	113,75	3.106	13:26:13.306
3 -	33.628	29.712	40.069	32.673	183,3	2:16.082	114,09	2.690	13:28:29.388
4 -	33.760	29.617	39.923	32.425	184,1	2:15.725 (3)	114,39	2.333	13:30:45.113
5 -	33.669	29.644	39.841	32.378	184,1	2:15.532 (2)	114,56	2.140	13:33:00.645
6 -	33.575	29.817	40.215	32.679	185,0	2:16.286	113,92	2.894	13:35:16.931
7 -	33.761	29.714	40.266	32.740	185,0	2:16.481	113,76	3.089	13:37:33.412
8 -	33.759	30.020	40.396	32.968	185,0	2:17.143	113,21	3.751	13:39:50.555
9 -	33.740	29.795	40.571	32.970	183,3	2:17.076	113,27	3.684	13:42:07.631
10 -	34.084	29.967	40.335	32.251	180,8	2:16.637	113,63	3.245	13:44:24.268
11 -	34.156	29.997	41.180	32.429	179,1	2:17.762	112,70	4.370	13:46:42.030
12 -	34.248	29.472	41.634	32.176	182,4	2:17.530	112,89	4.138	13:48:59.560
13 -	33.056	29.334	39.136	31.866	187,6	2:13.392 (1)	116,39		13:51:12.952

P3 64		CARMELO BELLUZZO				BeOn - ETG RACING			
IDEAL LAP TIME : 2:14.406		BEST LAP TIME : 2:14.915		DIFFERENCE : 0.509					
LAP	SECTOR 1	SECTOR 2	SECTOR 3	SECTOR 4	SPEED TRAP	LAP TIME	KPH	DIFF	TIME OF DAY
1 -		29.641	40.560	32.640	162,2	2:22.699	108,80	7.784	13:23:57.278
2 -	34.023	29.583	40.380	32.635	185,9	2:16.621	113,64	1.706	13:26:13.899
3 -	33.800	29.627	39.875	32.570	185,9	2:15.872 (3)	114,27	0.957	13:28:29.771
4 -	34.101	29.301	39.933	32.570	184,1	2:15.905	114,24	0.990	13:30:45.676
5 -	33.771	29.448	39.892	32.355	185,9	2:15.466 (2)	114,61	0.551	13:33:01.142
6 -	33.585	29.527	40.321	32.595	187,6	2:16.028	114,14	1.113	13:35:17.170
7 -	33.989	29.711	40.037	32.953	185,9	2:16.690	113,59	1.775	13:37:33.860
8 -	33.917	29.730	40.398	32.915	185,0	2:16.960	113,36	2.045	13:39:50.820
9 -	34.120	29.668	40.326	32.943	180,0	2:17.057	113,28	2.142	13:42:07.877
10 -	34.316	29.801	39.689	32.427	183,3	2:16.233	113,97	1.318	13:44:24.110
11 -	34.756	29.835	40.522	32.776	182,4	2:17.889	112,60	2.974	13:46:41.999
12 -	34.086	29.475	41.374	32.440	183,3	2:17.375	113,02	2.460	13:48:59.374
13 -	34.008	29.222	39.244	32.441	178,3	2:14.915 (1)	115,08		13:51:14.289

ESBK - Campeonato de España de Superbikes

ESBK - PreMoto3

Carrera 1 - SECTOR ANALYSIS



SECTOR 1 = FL to I1, SECTOR 2 = I1 to I2 SECTOR 3 = I2 to I3, SECTOR 4 = I3 to FL, DIFF = Difference To Personal Best Lap, P = Crossed Finish Line in Pit Lane

P4 46		ALVARO LUCAS			BeOn - IGAXTEAM				
IDEAL LAP TIME : 2:15.651		BEST LAP TIME : 2:15.753			DIFFERENCE : 0.102				
LAP	SECTOR 1	SECTOR 2	SECTOR 3	SECTOR 4	SPEED TRAP	LAP TIME	KPH	DIFF	TIME OF DAY
1 -		30.364	41.333	32.956	164,3	2:26.058	106,30	10.305	13:24:00.637
2 -	34.576	29.860	42.088	32.862	186,7	2:19.386	111,39	3.633	13:26:20.023
3 -	35.252	29.915	40.746	32.454	187,6	2:18.367	112,21	2.614	13:28:38.390
4 -	34.658	29.550	40.330	32.383	185,0	2:16.921	113,39	1.168	13:30:55.311
5 -	34.572	29.438	40.570	32.415	186,7	2:16.995	113,33	1.242	13:33:12.306
6 -	34.070	29.469	40.938	32.347	189,4	2:16.824 (3)	113,48	1.071	13:35:29.130
7 -	34.391	29.574	40.898	32.570	187,6	2:17.433	112,97	1.680	13:37:46.563
8 -	34.588	29.540	40.931	32.610	185,0	2:17.669	112,78	1.916	13:40:04.232
9 -	34.704	29.817	40.895	32.658	183,3	2:18.074	112,45	2.321	13:42:22.306
10 -	34.697	29.480	40.858	32.515	182,4	2:17.550	112,88	1.797	13:44:39.856
11 -	34.416	29.413	40.502	32.539	185,9	2:16.870	113,44	1.117	13:46:56.726
12 -	34.269	29.427	40.371	32.279	186,7	2:16.346 (2)	113,87	0.593	13:49:13.072
13 -	34.144	29.139	40.358	32.112	187,6	2:15.753 (1)	114,37		13:51:28.825

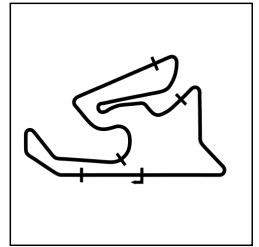
P5 98		MIKA SIEBRATH			MIR RACING - SUPERHUGO 44 TEAM				
IDEAL LAP TIME : 2:15.428		BEST LAP TIME : 2:15.759			DIFFERENCE : 0.331				
LAP	SECTOR 1	SECTOR 2	SECTOR 3	SECTOR 4	SPEED TRAP	LAP TIME	KPH	DIFF	TIME OF DAY
1 -		30.371	41.744	33.200	160,9	2:26.963	105,65	11.204	13:24:01.542
2 -	34.835	29.924	41.751	33.266	187,6	2:19.776	111,08	4.017	13:26:21.318
3 -	34.672	30.139	41.110	32.976	185,9	2:18.897	111,78	3.138	13:28:40.215
4 -	34.475	29.679	40.626	32.653	185,0	2:17.433	112,97	1.674	13:30:57.648
5 -	34.362	29.553	40.780	33.426	186,7	2:18.121	112,41	2.362	13:33:15.769
6 -	34.413	29.811	40.476	33.921	185,9	2:18.621	112,00	2.862	13:35:34.390
7 -	34.547	29.787	40.631	33.112	186,7	2:18.077	112,45	2.318	13:37:52.467
8 -	34.255	29.501	40.125	32.878	187,6	2:16.759	113,53	1.000	13:40:09.226
9 -	34.392	29.821	40.211	32.776	182,4	2:17.200	113,16	1.441	13:42:26.426
10 -	34.330	29.574	40.251	32.686	184,1	2:16.841	113,46	1.082	13:44:43.267
11 -	34.344	29.332	39.895	32.479	183,3	2:16.050 (3)	114,12	0.291	13:46:59.317
12 -	34.230	29.230	39.831	32.468	184,1	2:15.759 (1)	114,37		13:49:15.076
13 -	34.191	29.600	39.762	32.245	185,0	2:15.798 (2)	114,33	0.039	13:51:30.874

P6 27		MATEO MARULANDA			- FRANDO RACING VHC TEAM LIQUI MOLY				
IDEAL LAP TIME : 2:13.389		BEST LAP TIME : 2:13.531			DIFFERENCE : 0.142				
LAP	SECTOR 1	SECTOR 2	SECTOR 3	SECTOR 4	SPEED TRAP	LAP TIME	KPH	DIFF	TIME OF DAY
1 -		31.107	42.017	33.573	160,9	2:29.263	104,02	15.732	13:24:03.842
2 -	35.086	30.397	41.782	33.487	186,7	2:20.752	110,31	7.221	13:26:24.594
3 -	35.728	30.738	41.372	33.299	182,4	2:21.137	110,01	7.606	13:28:45.731
4 -	35.629	29.892	40.917	33.230	182,4	2:19.668	111,16	6.137	13:31:05.399
5 -	34.857	29.941	40.484	33.091	178,3	2:18.373	112,20	4.842	13:33:23.772
6 -	34.405	29.716	40.409	32.802	181,6	2:17.332	113,06	3.801	13:35:41.104
7 -	34.508	29.781	40.385	32.794	181,6	2:17.468	112,94	3.937	13:37:58.572
8 -	34.126	29.846	40.092	32.850	181,6	2:16.914	113,40	3.383	13:40:15.486
9 -	34.460	29.596	39.855	32.806	180,0	2:16.717	113,56	3.186	13:42:32.203
10 -	34.325	29.459	39.397	32.635	179,1	2:15.816	114,32	2.285	13:44:48.019
11 -	33.856	29.284	39.185	32.404	180,8	2:14.729 (2)	115,24	1.198	13:47:02.748
12 -	33.471	28.976	39.899	32.469	183,3	2:14.815 (3)	115,17	1.284	13:49:17.563
13 -	33.613	28.885	38.945	32.088	182,4	2:13.531 (1)	116,27		13:51:31.094

ESBK - Campeonato de España de Superbikes

ESBK - PreMoto3

Carrera 1 - SECTOR ANALYSIS



SECTOR 1 = FL to I1, SECTOR 2 = I1 to I2 SECTOR 3 = I2 to I3, SECTOR 4 = I3 to FL, DIFF = Difference To Personal Best Lap, P = Crossed Finish Line in Pit Lane

P7 99		DAVID SANCHEZ			BeOn - QRG CERRO GROUP				
IDEAL LAP TIME : 2:15.090		BEST LAP TIME : 2:15.554			DIFFERENCE : 0.464				
LAP	SECTOR 1	SECTOR 2	SECTOR 3	SECTOR 4	SPEED TRAP	LAP TIME	KPH	DIFF	TIME OF DAY
1 -		30.833	41.581	33.470	154,0	2:27.734	105,09	12.180	13:24:02.313
2 -	34.397	30.069	41.910	33.428	189,4	2:19.804	111,06	4.250	13:26:22.117
3 -	34.267	30.232	41.075	33.126	187,6	2:18.700	111,94	3.146	13:28:40.817
4 -	34.292	29.697	40.423	32.960	186,7	2:17.372	113,02	1.818	13:30:58.189
5 -	34.141	29.706	40.374	33.199	188,5	2:17.420	112,98	1.866	13:33:15.609
6 -	34.152	29.624	41.333	33.336	185,9	2:18.445	112,15	2.891	13:35:34.054
7 -	34.326	29.887	40.580	33.578	185,0	2:18.371	112,21	2.817	13:37:52.425
8 -	34.553	29.747	40.111	32.817	178,3	2:17.228	113,14	1.674	13:40:09.653
9 -	34.295	29.894	40.318	32.980	185,9	2:17.487	112,93	1.933	13:42:27.140
10 -	34.043	29.529	40.251	32.839	187,6	2:16.662 (3)	113,61	1.108	13:44:43.802
11 -	34.059	30.480	40.041	33.099	186,7	2:17.679	112,77	2.125	13:47:01.481
12 -	33.855	29.606	40.371	32.699	185,9	2:16.531 (2)	113,72	0.977	13:49:18.012
13 -	33.824	29.147	39.420	33.163	189,4	2:15.554 (1)	114,54		13:51:33.566

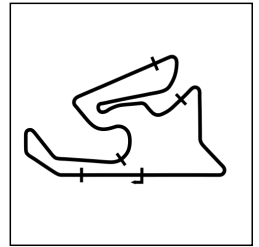
P8 42		MATTEO BERGER			BeOn -				
IDEAL LAP TIME : 2:15.631		BEST LAP TIME : 2:15.905			DIFFERENCE : 0.274				
LAP	SECTOR 1	SECTOR 2	SECTOR 3	SECTOR 4	SPEED TRAP	LAP TIME	KPH	DIFF	TIME OF DAY
1 -		32.112	42.559	34.934	151,7	2:35.462	99,87	19.557	13:24:10.041
2 -	36.240	30.821	41.420	33.453	165,6	2:21.934	109,39	6.029	13:26:31.975
3 -	35.239	29.799	40.528	33.186	189,4	2:18.752	111,90	2.847	13:28:50.727
4 -	35.308	29.841	40.429	32.931	190,3	2:18.509 (3)	112,09	2.604	13:31:09.236
5 -	34.606	29.805	41.318	33.142	191,3	2:18.871	111,80	2.966	13:33:28.107
6 -	35.587	29.882	41.154	33.023	185,9	2:19.646	111,18	3.741	13:35:47.753
7 -	35.075	30.063	41.007	32.873	191,3	2:19.018	111,68	3.113	13:38:06.771
8 -	35.140	29.677	40.919	32.841	185,0	2:18.577	112,04	2.672	13:40:25.348
9 -	34.411	29.590	41.007	32.948	186,7	2:17.956 (2)	112,54	2.051	13:42:43.304
10 -	35.258	30.051	40.321	33.329	186,7	2:18.959	111,73	3.054	13:45:02.263
11 -	35.438	29.661	40.914	33.180	170,6	2:19.193	111,54	3.288	13:47:21.456
12 -	35.476	29.910	40.915	32.834	178,3	2:19.135	111,59	3.230	13:49:40.591
13 -	34.685	29.211	39.582	32.427	184,1	2:15.905 (1)	114,24		13:51:56.496

P9 84		VASCO CESAR			BULTACO - BULTACO RACING				
IDEAL LAP TIME : 2:17.141		BEST LAP TIME : 2:17.197			DIFFERENCE : 0.056				
LAP	SECTOR 1	SECTOR 2	SECTOR 3	SECTOR 4	SPEED TRAP	LAP TIME	KPH	DIFF	TIME OF DAY
1 -		31.817	41.649	33.750	166,3	2:30.739	103,00	13.542	13:24:05.318
2 -	35.584	30.630	40.920	33.645	185,9	2:20.779	110,29	3.582	13:26:26.097
3 -	35.445	30.872	41.001	33.540	185,9	2:20.858	110,23	3.661	13:28:46.955
4 -	35.582	30.584	41.090	33.583	186,7	2:20.839	110,24	3.642	13:31:07.794
5 -	35.081	30.343	41.004	33.276	188,5	2:19.704	111,14	2.507	13:33:27.498
6 -	35.417	30.089	40.573	33.472	185,0	2:19.551	111,26	2.354	13:35:47.049
7 -	35.139	30.042	40.525	33.200	185,9	2:18.906	111,77	1.709	13:38:05.955
8 -	35.046	29.915	40.178	33.185	185,0	2:18.324 (2)	112,24	1.127	13:40:24.279
9 -	34.941	29.902	40.457	33.236	185,0	2:18.536 (3)	112,07	1.339	13:42:42.815
10 -	35.068	30.214	40.449	33.423	185,0	2:19.154	111,57	1.957	13:45:01.969
11 -	35.159	29.875	40.597	33.614	183,3	2:19.245	111,50	2.048	13:47:21.214
12 -	35.257	30.255	40.493	33.364	183,3	2:19.369	111,40	2.172	13:49:40.583
13 -	34.997	29.546	39.728	32.926	181,6	2:17.197 (1)	113,17		13:51:57.780

ESBK - Campeonato de España de Superbikes

ESBK - PreMoto3

Carrera 1 - SECTOR ANALYSIS



SECTOR 1 = FL to I1, SECTOR 2 = I1 to I2 SECTOR 3 = I2 to I3, SECTOR 4 = I3 to FL, DIFF = Difference To Personal Best Lap, P = Crossed Finish Line in Pit Lane

P10 81		JOSE CEA			BeOn - ALMA RACING TEAM				
IDEAL LAP TIME : 2:17.245		BEST LAP TIME : 2:17.521			DIFFERENCE : 0.276				
LAP	SECTOR 1	SECTOR 2	SECTOR 3	SECTOR 4	SPEED TRAP	LAP TIME	KPH	DIFF	TIME OF DAY
1 -		30.861	42.057	33.634	159,0	2:28.802	104,34	11.281	13:24:03.381
2 -	35.234	30.395	41.982	33.722	184,1	2:21.333	109,85	3.812	13:26:24.714
3 -	35.438	30.692	41.536	33.674	187,6	2:21.340	109,85	3.819	13:28:46.054
4 -	35.586	30.506	41.758	33.087	185,0	2:20.937	110,16	3.416	13:31:06.991
5 -	35.189	30.381	41.230	33.079	187,6	2:19.879	111,00	2.358	13:33:26.870
6 -	34.892	29.892	40.956	32.741	185,9	2:18.481 (2)	112,12	0.960	13:35:45.351
7 -	34.826	30.007	40.879	32.947	185,9	2:18.659 (3)	111,97	1.138	13:38:04.010
8 -	34.847	30.110	41.092	33.232	186,7	2:19.281	111,47	1.760	13:40:23.291
9 -	34.988	30.089	40.860	33.156	184,1	2:19.093	111,62	1.572	13:42:42.384
10 -	35.288	29.956	40.850	33.655	183,3	2:19.749	111,10	2.228	13:45:02.133
11 -	35.209	29.876	40.700	33.327	180,0	2:19.112	111,61	1.591	13:47:21.245
12 -	35.375	29.913	40.507	33.280	178,3	2:19.075	111,64	1.554	13:49:40.320
13 -	34.666	29.492	40.346	33.017	183,3	2:17.521 (1)	112,90		13:51:57.841

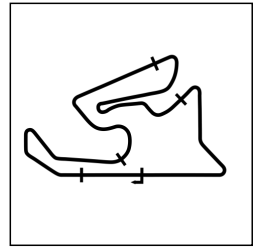
P11 20		IKER RODRIGUEZ			BeOn - IGAXTEAM				
IDEAL LAP TIME : 2:17.765		BEST LAP TIME : 2:17.811			DIFFERENCE : 0.046				
LAP	SECTOR 1	SECTOR 2	SECTOR 3	SECTOR 4	SPEED TRAP	LAP TIME	KPH	DIFF	TIME OF DAY
1 -		31.018	41.862	33.645	159,6	2:27.782	105,06	9.971	13:24:02.361
2 -	35.047	30.483	42.295	33.175	184,1	2:21.000	110,11	3.189	13:26:23.361
3 -	35.768	30.800	41.316	33.096	178,3	2:20.980	110,13	3.169	13:28:44.341
4 -	36.003	30.322	41.426	33.247	181,6	2:20.998	110,12	3.187	13:31:05.339
5 -	35.121	30.066	41.096	32.901	181,6	2:19.184 (3)	111,55	1.373	13:33:24.523
6 -	34.769	30.190	41.198	33.124	183,3	2:19.281	111,47	1.470	13:35:43.804
7 -	34.944	30.291	41.089	33.371	182,4	2:19.695	111,14	1.884	13:38:03.499
8 -	35.040	30.457	41.307	33.295	182,4	2:20.099	110,82	2.288	13:40:23.598
9 -	35.096	29.973	41.427	32.874	183,3	2:19.370	111,40	1.559	13:42:42.968
10 -	35.361	30.074	41.542	32.972	185,0	2:19.949	110,94	2.138	13:45:02.917
11 -	35.542	30.004	41.223	33.189	180,8	2:19.958	110,93	2.147	13:47:22.875
12 -	34.741	30.212	41.076	32.985	184,1	2:19.014 (2)	111,69	1.203	13:49:41.889
13 -	34.710	29.726	40.455	32.920	183,3	2:17.811 (1)	112,66		13:51:59.700

P12 29		MAHDI SALEM ABUAWAD			- QRG CERRO-GROUP				
IDEAL LAP TIME : 2:17.329		BEST LAP TIME : 2:17.434			DIFFERENCE : 0.105				
LAP	SECTOR 1	SECTOR 2	SECTOR 3	SECTOR 4	SPEED TRAP	LAP TIME	KPH	DIFF	TIME OF DAY
1 -		30.679	42.958	33.640	163,6	2:28.389	104,63	10.955	13:24:02.968
2 -	35.230	30.437	41.892	33.503	180,8	2:21.062	110,07	3.628	13:26:24.030
3 -	35.896	30.493	41.577	33.414	176,7	2:21.380	109,82	3.946	13:28:45.410
4 -	35.862	30.508	41.672	33.379	180,0	2:21.421	109,79	3.987	13:31:06.831
5 -	35.845	30.249	41.231	33.415	178,3	2:20.740	110,32	3.306	13:33:27.571
6 -	35.594	30.172	40.853	32.963	179,1	2:19.582	111,23	2.148	13:35:47.153
7 -	35.285	30.131	40.967	32.902	180,0	2:19.285	111,47	1.851	13:38:06.438
8 -	35.086	29.712	40.888	33.079	181,6	2:18.765 (2)	111,89	1.331	13:40:25.203
9 -	35.241	30.068	40.828	33.271	180,8	2:19.408	111,37	1.974	13:42:44.611
10 -	35.434	29.927	40.706	33.141	180,0	2:19.208	111,53	1.774	13:45:03.819
11 -	35.562	29.732	40.653	33.117	177,5	2:19.064 (3)	111,65	1.630	13:47:22.883
12 -	35.365	29.635	41.146	33.320	176,7	2:19.466	111,33	2.032	13:49:42.349
13 -	35.191	29.452	40.052	32.739	180,8	2:17.434 (1)	112,97		13:51:59.783

ESBK - Campeonato de España de Superbikes

ESBK - PreMoto3

Carrera 1 - SECTOR ANALYSIS



SECTOR 1 = FL to I1, SECTOR 2 = I1 to I2 SECTOR 3 = I2 to I3, SECTOR 4 = I3 to FL, DIFF = Difference To Personal Best Lap, P = Crossed Finish Line in Pit Lane

P13 38		TOMMASO PIERONI				- ALMA RACING TEAM-			
IDEAL LAP TIME : 2:18.991		BEST LAP TIME : 2:19.615		DIFFERENCE : 0.624					
LAP	SECTOR 1	SECTOR 2	SECTOR 3	SECTOR 4	SPEED TRAP	LAP TIME	KPH	DIFF	TIME OF DAY
1 -		31.602	42.203	33.545	164,3	2:31.212	102,68	11.597	13:24:05.791
2 -	35.753	30.384	42.145	33.501	183,3	2:21.783	109,51	2.168	13:26:27.574
3 -	35.776	30.365	41.914	33.622	181,6	2:21.677	109,59	2.062	13:28:49.251
4 -	36.321	30.379	41.296	33.159	182,4	2:21.155	109,99	1.540	13:31:10.406
5 -	35.659	30.214	41.102	33.323	184,1	2:20.298	110,67	0.683	13:33:30.704
6 -	35.706	30.184	41.033	33.377	181,6	2:20.300	110,66	0.685	13:35:51.004
7 -	35.313	30.199	41.228	33.188	180,8	2:19.928 (3)	110,96	0.313	13:38:10.932
8 -	35.545	29.815	41.036	33.219	182,4	2:19.615 (1)	111,21		13:40:30.547
9 -	35.227	30.050	40.912	33.428	179,1	2:19.617 (2)	111,20	0.002	13:42:50.164
10 -	35.517	30.117	41.098	33.440	182,4	2:20.172	110,76	0.557	13:45:10.336
11 -	35.648	30.160	40.790	33.366	177,5	2:19.964	110,93	0.349	13:47:30.300
12 -	35.525	30.383	41.202	33.477	178,3	2:20.587	110,44	0.972	13:49:50.887
13 -	35.818	30.176	41.103	33.540	180,0	2:20.637	110,40	1.022	13:52:11.524

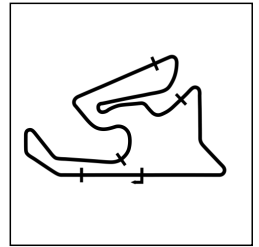
P14 32		AARON RODRIGUEZ				MIR RACING -			
IDEAL LAP TIME : 2:16.702		BEST LAP TIME : 2:16.885		DIFFERENCE : 0.183					
LAP	SECTOR 1	SECTOR 2	SECTOR 3	SECTOR 4	SPEED TRAP	LAP TIME	KPH	DIFF	TIME OF DAY
1 -		1:00.522	45.196	34.531	144,0	3:04.818	84,01	47.933	13:24:39.397
2 -	36.674	31.128	42.000	34.034	169,9	2:23.836	107,94	6.951	13:27:03.233
3 -	36.310	30.922	41.390	33.982	174,4	2:22.604	108,88	5.719	13:29:25.837
4 -	35.970	30.665	40.774	33.410	175,2	2:20.819	110,26	3.934	13:31:46.656
5 -	35.991	30.419	40.782	33.456	176,7	2:20.648	110,39	3.763	13:34:07.304
6 -	35.888	30.321	40.502	33.360	177,5	2:20.071	110,84	3.186	13:36:27.375
7 -	35.638	30.056	40.496	33.053	176,7	2:19.243	111,50	2.358	13:38:46.618
8 -	35.622	30.053	40.293	33.479	176,7	2:19.447	111,34	2.562	13:41:06.065
9 -	35.568	29.763	39.750	32.915	176,0	2:17.996 (2)	112,51	1.111	13:43:24.061
10 -	36.096	29.477	39.900	33.148	176,7	2:18.621	112,00	1.736	13:45:42.682
11 -	35.280	29.594	40.739	32.857	176,7	2:18.470 (3)	112,13	1.585	13:48:01.152
12 -	35.009	29.843	41.322	33.010	177,5	2:19.184	111,55	2.299	13:50:20.336
13 -	35.096	29.369	39.467	32.953	176,7	2:16.885 (1)	113,42		13:52:37.221

P15 22		CELESTIN MASY				BeOn - TEAM MOTO CLUBE LOULE			
IDEAL LAP TIME : 2:19.530		BEST LAP TIME : 2:19.539		DIFFERENCE : 0.009					
LAP	SECTOR 1	SECTOR 2	SECTOR 3	SECTOR 4	SPEED TRAP	LAP TIME	KPH	DIFF	TIME OF DAY
1 -		32.086	43.108	34.274	162,2	2:34.442	100,53	14.903	13:24:09.021
2 -	36.448	31.007	42.998	34.091	185,9	2:24.544	107,41	5.005	13:26:33.565
3 -	36.407	31.481	43.086	34.231	183,3	2:25.205	106,93	5.666	13:28:58.770
4 -	36.488	31.517	43.039	34.070	181,6	2:25.114	106,99	5.575	13:31:23.884
5 -	36.688	30.857	42.799	33.981	178,3	2:24.325	107,58	4.786	13:33:48.209
6 -	36.184	30.883	42.595	33.766	181,6	2:23.428	108,25	3.889	13:36:11.637
7 -	36.203	30.875	42.425	33.436	181,6	2:22.939	108,62	3.400	13:38:34.576
8 -	35.825	30.787	41.847	33.398	179,1	2:21.857	109,45	2.318	13:40:56.433
9 -	35.721	30.494	42.153	33.254	180,0	2:21.622	109,63	2.083	13:43:18.055
10 -	35.983	30.470	41.831	33.171	180,0	2:21.455	109,76	1.916	13:45:39.510
11 -	35.606	30.292	41.705	33.255	177,5	2:20.858 (3)	110,23	1.319	13:48:00.368
12 -	35.410	30.045	41.629	33.404	180,0	2:20.488 (2)	110,52	0.949	13:50:20.856
13 -	35.313	30.042	41.004	33.180	185,0	2:19.539 (1)	111,27		13:52:40.395

ESBK - Campeonato de España de Superbikes

ESBK - PreMoto3

Carrera 1 - SECTOR ANALYSIS



SECTOR 1 = FL to I1, SECTOR 2 = I1 to I2 SECTOR 3 = I2 to I3, SECTOR 4 = I3 to FL, DIFF = Difference To Personal Best Lap, P = Crossed Finish Line in Pit Lane

P16 12		LEWIS MULLEN				BeOn -			
IDEAL LAP TIME : 2:19.763		BEST LAP TIME : 2:19.921		DIFFERENCE : 0.158					
LAP	SECTOR 1	SECTOR 2	SECTOR 3	SECTOR 4	SPEED TRAP	LAP TIME	KPH	DIFF	TIME OF DAY
1 -		31.891	43.464	34.532	159,0	2:34.221	100,67	14.300	13:24:08.800
2 -	37.122	32.089	43.912	34.147	171,4	2:27.270	105,43	7.349	13:26:36.070
3 -	36.944	31.914	43.218	34.075	180,8	2:26.151	106,23	6.230	13:29:02.221
4 -	36.506	31.459	42.895	34.151	178,3	2:25.011	107,07	5.090	13:31:27.232
5 -	36.002	30.960	42.703	33.525	180,0	2:23.190	108,43	3.269	13:33:50.422
6 -	35.357	30.850	42.052	33.936	181,6	2:22.195	109,19	2.274	13:36:12.617
7 -	35.657	30.974	42.371	33.379	181,6	2:22.381	109,05	2.460	13:38:34.998
8 -	35.829	30.982	41.881	33.514	180,0	2:22.206	109,18	2.285	13:40:57.204
9 -	35.609	30.668	42.074	33.501	180,0	2:21.852	109,45	1.931	13:43:19.056
10 -	35.651	30.447	41.801	33.554	179,1	2:21.453 (3)	109,76	1.532	13:45:40.509
11 -	35.673	30.581	41.505	34.123	179,1	2:21.882	109,43	1.961	13:48:02.391
12 -	35.196	30.215	41.518	33.269	178,3	2:20.198 (2)	110,74	0.277	13:50:22.589
13 -	35.193	30.373	41.101	33.254	180,0	2:19.921 (1)	110,96		13:52:42.510

P17 66		QUENTIN MANDINE				BeOn - MECAPROJETS TEAM ADO			
IDEAL LAP TIME : 2:20.227		BEST LAP TIME : 2:20.578		DIFFERENCE : 0.351					
LAP	SECTOR 1	SECTOR 2	SECTOR 3	SECTOR 4	SPEED TRAP	LAP TIME	KPH	DIFF	TIME OF DAY
1 -		33.354	42.204	34.628	148,3	2:36.270	99,35	15.692	13:24:10.849
2 -	36.767	31.784	42.899	34.679	171,4	2:26.129	106,25	5.551	13:26:36.978
3 -	36.544	32.294	42.914	34.207	178,3	2:25.959	106,37	5.381	13:29:02.937
4 -	36.410	31.681	42.670	34.401	176,0	2:25.162	106,96	4.584	13:31:28.099
5 -	36.331	31.481	42.248	33.959	176,0	2:24.019	107,81	3.441	13:33:52.118
6 -	35.920	31.220	41.675	33.975	181,6	2:22.790	108,73	2.212	13:36:14.908
7 -	36.234	31.155	41.498	33.710	180,0	2:22.597	108,88	2.019	13:38:37.505
8 -	36.023	31.142	41.819	33.973	180,0	2:22.957	108,61	2.379	13:41:00.462
9 -	36.225	31.062	41.672	33.905	177,5	2:22.864	108,68	2.286	13:43:23.326
10 -	37.251	30.880	41.227	33.657	172,1	2:23.015	108,56	2.437	13:45:46.341
11 -	35.887	30.570	40.819	33.383	178,3	2:20.659 (2)	110,38	0.081	13:48:07.000
12 -	35.532	30.589	40.937	33.520	178,3	2:20.578 (1)	110,44		13:50:27.578
13 -	35.455	30.590	41.671	33.775	179,1	2:21.491 (3)	109,73	0.913	13:52:49.069

P18 10		DANIEL PAZ				BeOn -			
IDEAL LAP TIME : 2:25.483		BEST LAP TIME : 2:25.483		DIFFERENCE : 0.000					
LAP	SECTOR 1	SECTOR 2	SECTOR 3	SECTOR 4	SPEED TRAP	LAP TIME	KPH	DIFF	TIME OF DAY
1 -		32.381	43.000	34.349	146,6	2:35.205	100,04	9.722	13:24:09.784
2 -	37.124	31.354	42.987	34.018	161,6	2:25.483 (1)	106,72		13:26:35.267
3 -	59.066	36.016	45.491	36.182	178,3	2:56.755	87,84	31.272	13:29:32.022
4 -	38.929	32.535	45.079	35.482	169,2	2:32.025	102,13	6.542	13:32:04.047
5 -	37.684	32.542	44.405	35.246	172,9	2:29.877 (3)	103,59	4.394	13:34:33.924
6 -	38.033	32.336	44.742	35.276	172,9	2:30.387	103,24	4.904	13:37:04.311
7 -	37.896	32.714	46.540	34.822	174,4	2:31.972	102,16	6.489	13:39:36.283
8 -	38.042	32.281	44.126	35.106	171,4	2:29.555 (2)	103,81	4.072	13:42:05.838

P19 11		OLIVER CANTOS				- MRETALENT			
IDEAL LAP TIME : 2:18.445		BEST LAP TIME : 2:24.884		DIFFERENCE : 6.439					
LAP	SECTOR 1	SECTOR 2	SECTOR 3	SECTOR 4	SPEED TRAP	LAP TIME	KPH	DIFF	TIME OF DAY
1 -		30.783	40.693	32.891	166,3	2:24.884 (1)	107,16		13:23:59.463

P20 8		NIKOLA MIROSLAVOV				BULTACO - BULTACO RACING			
IDEAL LAP TIME :		BEST LAP TIME :		DIFFERENCE :					
LAP	SECTOR 1	SECTOR 2	SECTOR 3	SECTOR 4	SPEED TRAP	LAP TIME	KPH	DIFF	TIME OF DAY
1 -	OUTLAP	52.625	47.116	IN PIT	163,6	4:34.856 P	56,49		13:26:09.435

ESBK - Campeonato de España de Superbikes

ESBK - PreMoto3

Carrera 1 - STATISTICS

Competitors Started	20
Planned Start	2024-10-26 @ 13:00:00.000
Actual Start	2024-10-26 @ 13:21:34.578
Finish Time	2024-10-26 @ 13:50:42.285
Track Length	4,313km
Total Laps	232
Total Distance Covered	1000,616km

Session Fastest Lap History

NO	NAME	LAP TIME	TIME OF DAY	LAP	VEHICLE
49	IZAN RODRIGUEZ	2:19.913	13:23:54.485	1	BeOn
49	IZAN RODRIGUEZ	2:13.632	13:26:08.117	2	BeOn
49	IZAN RODRIGUEZ	2:13.025	13:37:16.849	7	BeOn

Session Leader History

NO	NAME	FROM LAP	LAPS LED	DISTANCE	VEHICLE
49	IZAN RODRIGUEZ	1	13	56,06 km	BeOn

Flag History

TYPE	TIME OF DAY
GREEN	13:21:34.578
FINISH	13:50:42.285

Flag Statistics

TYPE	COUNT	TOTAL LAPS	TOTAL TIME
Green	1	13	31:43.933
Red	0	0	0.000
Safety Car	0	0	0.000
FCY	0	0	0.000