

# ESBK - Campeonato de España de Superbikes

## ESBK - Moto4

### Carrera 2 - CLASSIFICATION

Race Distance: 12 Laps / 51,75 kilometers

POS	NO	NAME	NAT	ENTRY	LAPS	TIME	GAP	DIFF	KPH	BEST	ON	GRD	↓
1	85	ENZO ZARAGOZA	ESP	BeOn - IGAXTEAM	12	26:38.195			116,58	2:11.500	9	4	3
2	12	FRANÇOIS FLORIAN	FRA	BeOn - MECAPROJECT TEAM ADO	12	26:38.724	0.529	0.529	116,54	2:11.735	11	1	-1
3	4	QABIL IRFAN AZLAN	MYS	CORSE FACTORY - FRANDO RACING VHC TE/	12	26:38.772	0.577	0.048	116,54	2:11.323	9	10	7
4	89	ERIC RUZ	ESP	BeOn - IGAXTEAM	12	26:38.806	0.611	0.034	116,53	2:11.560	12	3	-1
5	66	TOMAS TURETTA	ESP	BeOn - ALMA RACING TEAM	12	26:38.993	0.798	0.187	116,52	2:11.565	9	6	1
6	77	ALEXANDRE MIGUEL INA	PRT	BeOn - TEAM MOTOCLUBE LOULÉ	12	26:42.170	3.975	3.177	116,29	2:12.024	6	11	5
7	44	LEONARDO CASADEI	ITA	BeOn - IGAXTEAM	12	26:45.119	6.924	2.949	116,07	2:12.041	11	7	0
8	38	ALESSIO ARNOLD	CHE	- FULLMOTO SQUADRA CORSE	12	26:45.718	7.523	0.599	116,03	2:11.431	12	9	1
9	19	NATHAN THOMAS GOUK	USA	BeOn -	12	27:11.292	33.097	25.574	114,21	2:14.104	12	5	-4
10	27	RICCARDO MICHIELIN	ITA	BeOn - ASPAR KSB TECHNICAL ACADEMY	12	27:12.631	34.436	1.339	114,12	2:14.686	8	2	-8
11	41	IVAN MAIOROV	ND	BeOn -	12	27:12.734	34.539	0.103	114,11	2:14.611	8	18	7
12	17	SOANE LACHIEZE	FRA	BeOn - BRS	12	27:12.763	34.568	0.029	114,11	2:14.343	11	8	-4
13	56	SAM LORIS GARDNER	GBR	CORSE FACTORY -	12	27:13.578	35.383	0.815	114,05	2:13.659	12	15	2
14	20	LOUIS COULOM	FRA	BeOn -	12	27:22.600	44.405	9.022	113,43	2:14.846	7	12	-2
15	93	TANUTCHANON SRIPETC	ESP	- FRANDO RACING VHC TEAM LIQUI MOLY	12	27:25.776	47.581	3.176	113,21	2:14.318	12	16	1
16	55	GONÇALO DE MELO	PRT	MIR RACING -	12	28:02.675	1:24.480	36.899	110,72	2:17.772	12	17	1

#### NOT CLASSIFIED

DNF	74	FERMIN VALERO	ESP	BeOn - ASPAR KSB TECHNICAL ACADEMY	0								14
DNF	7	LUKE FITCHETT	GBR	BeOn -	0								
DNF	94	ENEKO OSORIO	ESP	CORSE FACTORY - FRANDO RACING VHC TE/	0								

#### FASTEST LAP

4	QABIL IRFAN AZLAN	MYS	CORSE FACTORY - FRANDO RACING VHC TE/	9	2:11.323			73,46 mph		118,23 kph			
---	-------------------	-----	---------------------------------------	---	----------	--	--	-----------	--	------------	--	--	--

Weather / Track : Cloudy / Wet

These results are provisional until the conclusion of any judicial and technical matters.

Date: 27/10/2024 Start: 14:41 Finish: 15:07

Circuito de Navarra: 4,313 km

Race Director:	Stewards:	Timekeeper:	
----------------	-----------	-------------	--

Results can be found at [www.tsl-timing.com](http://www.tsl-timing.com)

Printed - 15:09 domingo, domingo, 27 de octubre de 2024

# ESBK - Campeonato de España de Superbikes

## ESBK - Moto4

### Carrera 2 - BEST SECTORS

SECTOR 1				SECTOR 2				SECTOR 3				SECTOR 4				IDEAL / BEST COMPARISON		
POS	NO	NAME	TIME	NO	NAME	TIME	NO	NAME	TIME	NO	NAME	TIME	POS	NO	NAME	IDEAL	BEST	DIFF
																PERFECT LAP 2:10.609		
1	12	FLORIAN	33.635	4	AZLAN	27.815	38	ARNOLD	37.486	85	ZARAGOZ	31.673	1	4	AZLAN	2:10.926	2:11.323	0.397
2	38	ARNOLD	33.743	12	FLORIAN	28.018	4	AZLAN	37.491	66	TURETTA	31.721	2	85	ZARAGOZA	2:11.146	2:11.500	0.354
3	4	AZLAN	33.745	66	TURETTA	28.061	89	RUZ	37.494	89	RUZ	31.768	3	66	TURETTA	2:11.161	2:11.565	0.404
4	89	RUZ	33.783	89	RUZ	28.146	85	ZARAGOZ	37.520	77	INACIO	31.790	4	89	RUZ	2:11.191	2:11.560	0.369
5	85	ZARAGOZ	33.803	85	ZARAGOZ	28.150	66	TURETTA	37.520	38	ARNOLD	31.854	5	12	FLORIAN	2:11.211	2:11.735	0.524
6	66	TURETTA	33.859	38	ARNOLD	28.186	77	INACIO	37.587	4	AZLAN	31.875	6	38	ARNOLD	2:11.269	2:11.431	0.162
7	44	CASADEI	33.952	77	INACIO	28.188	44	CASADEI	37.590	44	CASADEI	31.904	7	77	INACIO	2:11.611	2:12.024	0.413
8	77	INACIO	34.046	44	CASADEI	28.432	12	FLORIAN	37.651	12	FLORIAN	31.907	8	44	CASADEI	2:11.878	2:12.041	0.163
9	56	GARDNEF	34.311	19	GOUKER	28.477	19	GOUKER	37.890	41	MAIOROV	32.268	9	19	GOUKER	2:13.380	2:14.104	0.724
10	41	MAIOROV	34.444	41	MAIOROV	28.578	56	GARDNEF	38.159	17	LACHIEZ	32.332	10	56	GARDNER	2:13.489	2:13.659	0.170
11	19	GOUKER	34.511	56	GARDNEF	28.593	17	LACHIEZ	38.255	27	MICHIEL	32.396	11	41	MAIOROV	2:13.709	2:14.611	0.902
12	93	SRIPETC	34.621	27	MICHIEL	28.646	93	SRIPETC	38.360	56	GARDNER	32.426	12	17	LACHIEZE	2:13.900	2:14.343	0.443
13	17	LACHIEZ	34.636	17	LACHIEZ	28.677	20	COULOM	38.364	93	SRIPETC	32.432	13	27	MICHIELIN	2:14.242	2:14.686	0.444
14	20	COULOM	34.681	93	SRIPETC	28.905	27	MICHIEL	38.407	19	GOUKER	32.502	14	93	SRIPETCHSUWAN	2:14.318	2:14.318	0.000
15	27	MICHIEL	34.793	20	COULOM	28.984	41	MAIOROV	38.419	20	COULOM	32.546	15	20	COULOM	2:14.575	2:14.846	0.271
16	55	DE MELO	35.987	55	DE MELO	29.437	74	VALERO	38.954	55	DE MELO	33.121	16	55	DE MELO	2:17.735	2:17.772	0.037
17				74	VALERO	29.667	55	DE MELO	39.190									

# ESBK - Campeonato de España de Superbikes

## ESBK - Moto4

### Carrera 2 - BEST SPEEDS

POS	NO	NAME	VMAX	KPH
1	4	AZLAN		170,6
2	38	ARNOLD		169,2
3	19	GOUKER		168,5
4	66	TURETTA		167,0
5	17	LACHIEZE		167,0
6	56	GARDNER		167,0
7	93	SRIPETCHSUWAN		167,0
8	12	FLORIAN		166,3
9	89	RUZ		166,3
10	27	MICHIELIN		166,3
11	44	CASADEI		165,6
12	20	COULOM		164,3
13	85	ZARAGOZA		163,6
14	41	MAIOROV		162,9
15	77	INACIO		162,2
16	55	DE MELO		155,2
17	74	VALERO		139,9

# ESBK - Campeonato de España de Superbikes

## ESBK - Moto4

### Carrera 2 - LAP ANALYSIS

DIFF = Difference To Personal Best Lap

P1 85 ENZO ZARAGOZA				
LAP	LAP TIME	DIFF	KPH	TIME OF DAY
1 -	2:22.184	10.684	109,20	14:43:24.608
2 -	2:14.033	2.533	115,84	14:45:38.641
3 -	2:12.780	1.280	116,93	14:47:51.421
4 -	2:12.395	0.895	117,27	14:50:03.816
5 -	2:13.384	1.884	116,40	14:52:17.200
6 -	2:12.172	0.672	117,47	14:54:29.372
7 -	2:11.910	0.410	117,70	14:56:41.282
8 -	2:12.313	0.813	117,34	14:58:53.595
9 -	<b>2:11.500 (1)</b>		<b>118,07</b>	<b>15:01:05.095</b>
10 -	2:12.308	0.808	117,35	15:03:17.403
11 -	2:11.698 (3)	0.198	117,89	15:05:29.101
12 -	2:11.518 (2)	0.018	118,05	15:07:40.619

P2 12 FRANÇOIS FLORIAN				
LAP	LAP TIME	DIFF	KPH	TIME OF DAY
1 -	2:20.909	9.174	110,18	14:43:23.333
2 -	2:13.601	1.866	116,21	14:45:36.934
3 -	2:13.712	1.977	116,12	14:47:50.646
4 -	2:13.150	1.415	116,61	14:50:03.796
5 -	2:13.730	1.995	116,10	14:52:17.526
6 -	2:12.265	0.530	117,39	14:54:29.791
7 -	2:11.768 (2)	0.033	117,83	14:56:41.559
8 -	2:12.045	0.310	117,58	14:58:53.604
9 -	2:11.800 (3)	0.065	117,80	15:01:05.404
10 -	2:12.008	0.273	117,62	15:03:17.412
11 -	<b>2:11.735 (1)</b>		<b>117,86</b>	<b>15:05:29.147</b>
12 -	2:12.001	0.266	117,62	15:07:41.148

P3 4 QABIL IRFAN AZLAN				
LAP	LAP TIME	DIFF	KPH	TIME OF DAY
1 -	2:22.450	11.127	108,99	14:43:24.874
2 -	2:14.266	2.943	115,64	14:45:39.140
3 -	2:13.387	2.064	116,40	14:47:52.527
4 -	2:13.085	1.762	116,66	14:50:05.612
5 -	2:12.549	1.226	117,14	14:52:18.161
6 -	2:12.281	0.958	117,37	14:54:30.442
7 -	2:11.859	0.536	117,75	14:56:42.301
8 -	2:11.914	0.591	117,70	14:58:54.215
9 -	<b>2:11.323 (1)</b>		<b>118,23</b>	<b>15:01:05.538</b>
10 -	2:12.169	0.846	117,47	15:03:17.707
11 -	2:11.676 (2)	0.353	117,91	15:05:29.383
12 -	2:11.813 (3)	0.490	117,79	15:07:41.196

P4 89 ERIC RUZ				
LAP	LAP TIME	DIFF	KPH	TIME OF DAY
1 -	2:22.022	10.462	109,32	14:43:24.446
2 -	2:14.663	3.103	115,30	14:45:39.109
3 -	2:13.150	1.590	116,61	14:47:52.259
4 -	2:12.968	1.408	116,77	14:50:05.227
5 -	2:12.668	1.108	117,03	14:52:17.895
6 -	2:12.232	0.672	117,42	14:54:30.127
7 -	2:11.808	0.248	117,79	14:56:41.935
8 -	2:12.139	0.579	117,50	14:58:54.074
9 -	2:11.718 (2)	0.158	117,87	15:01:05.792
10 -	2:12.093	0.533	117,54	15:03:17.885
11 -	2:11.785 (3)	0.225	117,81	15:05:29.670
12 -	<b>2:11.560 (1)</b>		<b>118,02</b>	<b>15:07:41.230</b>

DIFF = Difference To Personal Best Lap

P5 66 TOMAS TURETTA				
LAP	LAP TIME	DIFF	KPH	TIME OF DAY
1 -	2:22.071	10.506	109,28	14:43:24.495
2 -	2:14.720	3.155	115,25	14:45:39.215
3 -	2:13.445	1.880	116,35	14:47:52.660
4 -	2:12.593	1.028	117,10	14:50:05.253
5 -	2:12.722	1.157	116,98	14:52:17.975
6 -	2:12.703	1.138	117,00	14:54:30.678
7 -	2:11.903	0.338	117,71	14:56:42.581
8 -	2:11.679	0.114	117,91	14:58:54.260
9 -	<b>2:11.565 (1)</b>		<b>118,01</b>	<b>15:01:05.825</b>
10 -	2:12.331	0.766	117,33	15:03:18.156
11 -	2:11.649 (3)	0.084	117,94	15:05:29.805
12 -	2:11.612 (2)	0.047	117,97	15:07:41.417

P6 77 ALEXANDRE MIGUEL INACIO				
LAP	LAP TIME	DIFF	KPH	TIME OF DAY
1 -	2:23.752	11.728	108,01	14:43:26.176
2 -	2:14.397	2.373	115,52	14:45:40.573
3 -	2:12.471	0.447	117,20	14:47:53.044
4 -	2:12.590	0.566	117,10	14:50:05.634
5 -	2:12.908	0.884	116,82	14:52:18.542
6 -	<b>2:12.024 (1)</b>		<b>117,60</b>	<b>14:54:30.566</b>
7 -	2:12.026 (2)	0.002	117,60	14:56:42.592
8 -	2:12.625	0.601	117,07	14:58:55.217
9 -	2:12.279	0.255	117,37	15:01:07.496
10 -	2:12.480	0.456	117,20	15:03:19.976
11 -	2:12.052 (3)	0.028	117,58	15:05:32.028
12 -	2:12.566	0.542	117,12	15:07:44.594

P7 44 LEONARDO CASADEI				
LAP	LAP TIME	DIFF	KPH	TIME OF DAY
1 -	2:23.323	11.282	108,33	14:43:25.747
2 -	2:14.696	2.655	115,27	14:45:40.443
3 -	2:13.680	1.639	116,14	14:47:54.123
4 -	2:13.886	1.845	115,97	14:50:08.009
5 -	2:13.006	0.965	116,73	14:52:21.015
6 -	2:12.971	0.930	116,76	14:54:33.986
7 -	2:12.678	0.637	117,02	14:56:46.664
8 -	2:12.333	0.292	117,33	14:58:58.997
9 -	2:12.362	0.321	117,30	15:01:11.359
10 -	2:12.096 (3)	0.055	117,54	15:03:23.455
11 -	<b>2:12.041 (1)</b>		<b>117,59</b>	<b>15:05:35.496</b>
12 -	2:12.047 (2)	0.006	117,58	15:07:47.543

P8 38 ALESSIO ARNOLD				
LAP	LAP TIME	DIFF	KPH	TIME OF DAY
1 -	2:24.185	12.754	107,68	14:43:26.609
2 -	2:14.639	3.208	115,32	14:45:41.248
3 -	2:13.381	1.950	116,40	14:47:54.629
4 -	2:13.392	1.961	116,39	14:50:08.021
5 -	2:13.371	1.940	116,41	14:52:21.392
6 -	2:12.962	1.531	116,77	14:54:34.354
7 -	2:12.946	1.515	116,79	14:56:47.300
8 -	2:11.865 (2)	0.434	117,74	14:58:59.165
9 -	2:12.425 (3)	0.994	117,24	15:01:11.590
10 -	2:12.628	1.197	117,07	15:03:24.218
11 -	2:12.493	1.062	117,18	15:05:36.711
12 -	<b>2:11.431 (1)</b>		<b>118,13</b>	<b>15:07:48.142</b>

# ESBK - Campeonato de España de Superbikes

## ESBK - Moto4

### Carrera 2 - LAP ANALYSIS

DIFF = Difference To Personal Best Lap

P9 19 NATHAN THOMAS GOUKER				
LAP	LAP TIME	DIFF	KPH	TIME OF DAY
1 -	2:24.071	9.967	107,77	14:43:26.495
2 -	2:15.894	1.790	114,25	14:45:42.389
3 -	2:16.184	2.080	114,01	14:47:58.573
4 -	2:16.187	2.083	114,01	14:50:14.760
5 -	2:15.283	1.179	114,77	14:52:30.043
6 -	2:14.718	0.614	115,25	14:54:44.761
7 -	2:15.198	1.094	114,84	14:56:59.959
8 -	2:14.609 (3)	0.505	115,34	14:59:14.568
9 -	2:15.166	1.062	114,87	15:01:29.734
10 -	2:15.366	1.262	114,70	15:03:45.100
11 -	2:14.512 (2)	0.408	115,43	15:05:59.612
12 -	<b>2:14.104 (1)</b>		<b>115,78</b>	<b>15:08:13.716</b>

P10 27 RICCARDO MICHELIN				
LAP	LAP TIME	DIFF	KPH	TIME OF DAY
1 -	2:23.900	9.214	107,89	14:43:26.324
2 -	2:15.570	0.884	114,52	14:45:41.894
3 -	2:15.794	1.108	114,34	14:47:57.688
4 -	2:16.682	1.996	113,59	14:50:14.370
5 -	2:15.439	0.753	114,64	14:52:29.809
6 -	2:15.225	0.539	114,82	14:54:45.034
7 -	2:15.035 (3)	0.349	114,98	14:57:00.069
8 -	<b>2:14.686 (1)</b>		<b>115,28</b>	<b>14:59:14.755</b>
9 -	2:15.086	0.400	114,94	15:01:29.841
10 -	2:15.093	0.407	114,93	15:03:44.934
11 -	2:15.281	0.595	114,77	15:06:00.215
12 -	2:14.840 (2)	0.154	115,14	15:08:15.055

P11 41 IVAN MAIOROV				
LAP	LAP TIME	DIFF	KPH	TIME OF DAY
1 -	2:25.433	10.822	106,76	14:43:27.857
2 -	2:15.446	0.835	114,63	14:45:43.303
3 -	2:14.879 (2)	0.268	115,11	14:47:58.182
4 -	2:16.357	1.746	113,86	14:50:14.539
5 -	2:15.213	0.602	114,83	14:52:29.752
6 -	2:15.516	0.905	114,57	14:54:45.268
7 -	2:14.886 (3)	0.275	115,11	14:57:00.154
8 -	<b>2:14.611 (1)</b>		<b>115,34</b>	<b>14:59:14.765</b>
9 -	2:15.084	0.473	114,94	15:01:29.849
10 -	2:15.134	0.523	114,89	15:03:44.983
11 -	2:15.266	0.655	114,78	15:06:00.249
12 -	2:14.909	0.298	115,09	15:08:15.158

P12 17 SOANE LACHIEZE				
LAP	LAP TIME	DIFF	KPH	TIME OF DAY
1 -	2:24.083	9.740	107,76	14:43:26.507
2 -	2:15.874	1.531	114,27	14:45:42.381
3 -	2:15.337	0.994	114,72	14:47:57.718
4 -	2:16.864	2.521	113,44	14:50:14.582
5 -	2:15.860	1.517	114,28	14:52:30.442
6 -	2:15.197	0.854	114,84	14:54:45.639
7 -	2:14.925 (3)	0.582	115,07	14:57:00.564
8 -	2:14.400 (2)	0.057	115,52	14:59:14.964
9 -	2:15.324	0.981	114,73	15:01:30.288
10 -	2:14.952	0.609	115,05	15:03:45.240
11 -	<b>2:14.343 (1)</b>		<b>115,57</b>	<b>15:05:59.583</b>
12 -	2:15.604	1.261	114,50	15:08:15.187

DIFF = Difference To Personal Best Lap

P13 56 SAM LORIS GARDNER				
LAP	LAP TIME	DIFF	KPH	TIME OF DAY
1 -	2:26.589	12.930	105,92	14:43:29.013
2 -	2:16.256	2.597	113,95	14:45:45.269
3 -	2:15.946	2.287	114,21	14:48:01.215
4 -	2:15.908	2.249	114,24	14:50:17.123
5 -	2:14.925	1.266	115,07	14:52:32.048
6 -	2:15.552	1.893	114,54	14:54:47.600
7 -	2:14.730	1.071	115,24	14:57:02.330
8 -	2:17.039	3.380	113,30	14:59:19.369
9 -	2:14.431	0.772	115,50	15:01:33.800
10 -	2:14.160 (2)	0.501	115,73	15:03:47.960
11 -	2:14.383 (3)	0.724	115,54	15:06:02.343
12 -	<b>2:13.659 (1)</b>		<b>116,16</b>	<b>15:08:16.002</b>

P14 20 LOUIS COULOM				
LAP	LAP TIME	DIFF	KPH	TIME OF DAY
1 -	2:25.461	10.615	106,74	14:43:27.885
2 -	2:16.596	1.750	113,66	14:45:44.481
3 -	2:17.040	2.194	113,30	14:48:01.521
4 -	2:16.147	1.301	114,04	14:50:17.668
5 -	2:15.192	0.346	114,84	14:52:32.860
6 -	2:15.045 (3)	0.199	114,97	14:54:47.905
7 -	<b>2:14.846 (1)</b>		<b>115,14</b>	<b>14:57:02.751</b>
8 -	2:14.909 (2)	0.063	115,09	14:59:17.660
9 -	2:15.889	1.043	114,26	15:01:33.549
10 -	2:15.991	1.145	114,17	15:03:49.540
11 -	2:17.642	2.796	112,80	15:06:07.182
12 -	2:17.842	2.996	112,64	15:08:25.024

P15 93 TANUTCHANON SRIPETCHSUWAN				
LAP	LAP TIME	DIFF	KPH	TIME OF DAY
1 -	2:27.252	12.934	105,44	14:43:29.676
2 -	2:17.680	3.362	112,77	14:45:47.356
3 -	2:17.456	3.138	112,95	14:48:04.812
4 -	2:17.101	2.783	113,25	14:50:21.913
5 -	2:16.501	2.183	113,74	14:52:38.414
6 -	2:15.742 (3)	1.424	114,38	14:54:54.156
7 -	2:15.900	1.582	114,25	14:57:10.056
8 -	2:16.096	1.778	114,08	14:59:26.152
9 -	2:16.182	1.864	114,01	15:01:42.334
10 -	2:15.721 (2)	1.403	114,40	15:03:58.055
11 -	2:15.827	1.509	114,31	15:06:13.882
12 -	<b>2:14.318 (1)</b>		<b>115,59</b>	<b>15:08:28.200</b>

P16 55 GONÇALO DE MELO				
LAP	LAP TIME	DIFF	KPH	TIME OF DAY
1 -	2:29.892	12.120	103,58	14:43:32.316
2 -	2:20.876	3.104	110,21	14:45:53.192
3 -	2:20.704	2.932	110,35	14:48:13.896
4 -	2:19.866	2.094	111,01	14:50:33.762
5 -	2:18.686	0.914	111,95	14:52:52.448
6 -	2:21.966	4.194	109,36	14:55:14.414
7 -	2:19.010	1.238	111,69	14:57:33.424
8 -	2:18.370 (3)	0.598	112,21	14:59:51.794
9 -	2:18.749	0.977	111,90	15:02:10.543
10 -	2:18.671	0.899	111,96	15:04:29.214
11 -	2:18.113 (2)	0.341	112,42	15:06:47.327
12 -	<b>2:17.772 (1)</b>		<b>112,69</b>	<b>15:09:05.099</b>

# ESBK - Campeonato de España de Superbikes

## ESBK - Moto4

### Carrera 2 - LAP CHART

#### LAP 1 @ 14:43:23.333

NO	BEHIND	LAP TIME
12		2:20.909
89	1.113	2:22.022
66	1.162	2:22.071
85	1.275	2:22.184
4	1.541	2:22.450
44	2.414	2:23.323
77	2.843	2:23.752
27	2.991	2:23.900
19	3.162	2:24.071
17	3.174	2:24.083
38	3.276	2:24.185
41	4.524	2:25.433
20	4.552	2:25.461
56	5.680	2:26.589
93	6.343	2:27.252
55	8.983	2:29.892

#### LAP 2 @ 14:45:36.934

NO	BEHIND	LAP TIME
12		2:13.601
85	1.707	2:14.033
89	2.175	2:14.663
4	2.206	2:14.266
66	2.281	2:14.720
44	3.509	2:14.696
77	3.639	2:14.397
38	4.314	2:14.639
27	4.960	2:15.570
17	5.447	2:15.874
19	5.455	2:15.894
41	6.369	2:15.446
20	7.547	2:16.596
56	8.335	2:16.256
93	10.422	2:17.680
55	16.258	2:20.876

#### LAP 3 @ 14:47:50.646

NO	BEHIND	LAP TIME
12		2:13.712
85	0.775	2:12.780
89	1.613	2:13.150
4	1.881	2:13.387
66	2.014	2:13.445
77	2.398	2:12.471
44	3.477	2:13.680
38	3.983	2:13.381
27	7.042	2:15.794
17	7.072	2:15.337
41	7.536	2:14.879
19	7.927	2:16.184
56	10.569	2:15.946
20	10.875	2:17.040
93	14.166	2:17.456
55	23.250	2:20.704

#### LAP 4 @ 14:50:03.796

NO	BEHIND	LAP TIME
12		2:13.150
85	0.020	2:12.395
89	1.431	2:12.968
66	1.457	2:12.593

4	1.816	2:13.085
77	1.838	2:12.590
44	4.213	2:13.886
38	4.225	2:13.392
27	10.574	2:16.682
41	10.743	2:16.357
17	10.786	2:16.864
19	10.964	2:16.187
56	13.327	2:15.908
20	13.872	2:16.147
93	18.117	2:17.101
55	29.966	2:19.866

#### LAP 5 @ 14:52:17.200

NO	BEHIND	LAP TIME
85		2:13.384
12	0.326	2:13.730
89	0.695	2:12.668
66	0.775	2:12.722
4	0.961	2:12.549
77	1.342	2:12.908
44	3.815	2:13.006
38	4.192	2:13.371
41	12.552	2:15.213
27	12.609	2:15.439
19	12.843	2:15.283
17	13.242	2:15.860
56	14.848	2:14.925
20	15.660	2:15.192
93	21.214	2:16.501
55	35.248	2:18.686

#### LAP 6 @ 14:54:29.372

NO	BEHIND	LAP TIME
85		2:12.172
12	0.419	2:12.265
89	0.755	2:12.232
4	1.070	2:12.281
77	1.194	2:12.024
66	1.306	2:12.703
44	4.614	2:12.971
38	4.982	2:12.962
19	15.389	2:14.718
27	15.662	2:15.225
41	15.896	2:15.516
17	16.267	2:15.197
56	18.228	2:15.552
20	18.533	2:15.045
93	24.784	2:15.742
55	45.042	2:21.966

#### LAP 7 @ 14:56:41.282

NO	BEHIND	LAP TIME
85		2:11.910
12	0.277	2:11.768
89	0.653	2:11.808
4	1.019	2:11.859
66	1.299	2:11.903
77	1.310	2:12.026
44	5.382	2:12.678
38	6.018	2:12.946
19	18.677	2:15.198
27	18.787	2:15.035
41	18.872	2:14.886

17	19.282	2:14.925
56	21.048	2:14.730
20	21.469	2:14.846
93	28.774	2:15.900
55	52.142	2:19.010

#### LAP 8 @ 14:58:53.595

NO	BEHIND	LAP TIME
85		2:12.313
12	0.009	2:12.045
89	0.479	2:12.139
4	0.620	2:11.914
66	0.665	2:11.679
77	1.622	2:12.625
44	5.402	2:12.333
38	5.570	2:11.865
19	20.973	2:14.609
27	21.160	2:14.686
41	21.170	2:14.611
17	21.369	2:14.400
20	24.065	2:14.909
56	25.774	2:17.039
93	32.557	2:16.096
55	58.199	2:18.370

#### LAP 9 @ 15:01:05.095

NO	BEHIND	LAP TIME
85		2:11.500
12	0.309	2:11.800
4	0.443	2:11.323
89	0.697	2:11.718
66	0.730	2:11.565
77	2.401	2:12.279
44	6.264	2:12.362
38	6.495	2:12.425
19	24.639	2:15.166
27	24.746	2:15.086
41	24.754	2:15.084
17	25.193	2:15.324
20	28.454	2:15.889
56	28.705	2:14.431
93	37.239	2:16.182
55	1:05.448	2:18.749

#### LAP 10 @ 15:03:17.403

NO	BEHIND	LAP TIME
85		2:12.308
12	0.009	2:12.008
4	0.304	2:12.169
89	0.482	2:12.093
66	0.753	2:12.331
77	2.573	2:12.480
44	6.052	2:12.096
38	6.815	2:12.628
27	27.531	2:15.093
41	27.580	2:15.134
19	27.697	2:15.366
17	27.837	2:14.952
56	30.557	2:14.160
20	32.137	2:15.991
93	40.652	2:15.721
55	1:11.811	2:18.671

#### LAP 11 @ 15:05:29.101

NO	BEHIND	LAP TIME
85		2:11.698
12	0.046	2:11.735
4	0.282	2:11.676
89	0.569	2:11.785
66	0.704	2:11.649
77	2.927	2:12.052
44	6.395	2:12.041
38	7.610	2:12.493
17	30.482	2:14.343
19	30.511	2:14.512
27	31.114	2:15.281
41	31.148	2:15.266
56	33.242	2:14.383
20	38.081	2:17.642
93	44.781	2:15.827
55	1:18.226	2:18.113

#### LAP 12 @ 15:07:40.619

NO	BEHIND	LAP TIME
85		2:11.518
12	0.529	2:12.001
4	0.577	2:11.813
89	0.611	2:11.560
66	0.798	2:11.612
77	3.975	2:12.566
44	6.924	2:12.047
38	7.523	2:11.431
19	33.097	2:14.104
27	34.436	2:14.840
41	34.539	2:14.909
17	34.568	2:15.604
56	35.383	2:13.659
20	44.405	2:17.842
93	47.581	2:14.318
55	1:24.480	2:17.772

# ESBK - Campeonato de España de Superbikes

## ESBK - Moto4

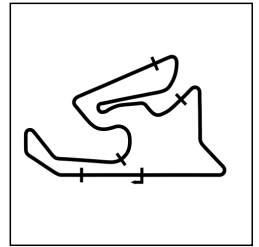
### Carrera 2 - POSITION CHART

No	Name	Lap Pos	Lap											
			1	2	3	4	5	6	7	8	9	10	11	12
12	FLORIAN	1	12	12	12	12	85	85	85	85	85	85	85	85
27	MICHIELIN	2	89	85	85	85	12	12	12	12	12	12	12	12
89	RUZ	3	66	89	89	89	89	89	89	89	4	4	4	4
85	ZARAGOZA	4	85	4	4	66	66	4	4	4	89	89	89	89
19	GOUKER	5	4	66	66	4	4	77	66	66	66	66	66	66
66	TURETTA	6	44	44	77	77	77	66	77	77	77	77	77	77
44	CASADEI	7	77	77	44	44	44	44	44	44	44	44	44	44
17	LACHIEZE	8	27	38	38	38	38	38	38	38	38	38	38	38
38	ARNOLD	9	19	27	27	27	41	19	19	19	19	27	17	19
4	AZLAN	10	17	17	17	41	27	27	27	27	27	41	19	27
77	INACIO	11	38	19	41	17	19	41	41	41	41	19	27	41
20	COULOM	12	41	41	19	19	17	17	17	17	17	17	41	17
74	VALERO	13	20	20	56	56	56	56	56	20	20	56	56	56
56	GARDNER	14	56	56	20	20	20	20	20	56	56	20	20	20
93	SRIPETCHSUWAN	15	93	93	93	93	93	93	93	93	93	93	93	93
55	DE MELO	16	55	55	55	55	55	55	55	55	55	55	55	55
41	MAIOROV	17												

# ESBK - Campeonato de España de Superbikes

## ESBK - Moto4

### Carrera 2 - SECTOR ANALYSIS



SECTOR 1 = FL to I1, SECTOR 2 = I1 to I2 SECTOR 3 = I2 to I3, SECTOR 4 = I3 to FL, DIFF = Difference To Personal Best Lap, P = Crossed Finish Line in Pit Lane

P1 85		ENZO ZARAGOZA				BeOn - IGAXTEAM			
IDEAL LAP TIME : 2:11.146		BEST LAP TIME : 2:11.500		DIFFERENCE : 0.354					
LAP	SECTOR 1	SECTOR 2	SECTOR 3	SECTOR 4	SPEED TRAP	LAP TIME	KPH	DIFF	TIME OF DAY
1 -		29.321	38.849	32.792	145,0	2:22.184	109,20	10.684	14:43:24.608
2 -	34.506	28.814	38.218	32.495	160,9	2:14.033	115,84	2.533	14:45:38.641
3 -	34.427	28.452	37.826	32.075	162,9	2:12.780	116,93	1.280	14:47:51.421
4 -	34.169	28.318	37.900	32.008	162,9	2:12.395	117,27	0.895	14:50:03.816
5 -	34.498	28.607	38.253	32.026	163,6	2:13.384	116,40	1.884	14:52:17.200
6 -	34.338	28.318	37.677	31.839	162,2	2:12.172	117,47	0.672	14:54:29.372
7 -	34.155	28.341	37.576	31.838	162,2	2:11.910	117,70	0.410	14:56:41.282
8 -	33.943	28.323	38.098	31.949	160,9	2:12.313	117,34	0.813	14:58:53.595
9 -	33.803	28.276	37.626	31.795	162,2	2:11.500 (1)	118,07		15:01:05.095
10 -	34.064	28.326	38.023	31.895	160,9	2:12.308	117,35	0.808	15:03:17.403
11 -	33.891	28.159	37.975	31.673	161,6	2:11.698 (3)	117,89	0.198	15:05:29.101
12 -	34.149	28.150	37.520	31.699	160,3	2:11.518 (2)	118,05	0.018	15:07:40.619

P2 12		FRANÇOIS FLORIAN				BeOn - MECAPROJECT TEAM ADO			
IDEAL LAP TIME : 2:11.211		BEST LAP TIME : 2:11.735		DIFFERENCE : 0.524					
LAP	SECTOR 1	SECTOR 2	SECTOR 3	SECTOR 4	SPEED TRAP	LAP TIME	KPH	DIFF	TIME OF DAY
1 -		29.247	38.640	32.495	142,9	2:20.909	110,18	9.174	14:43:23.333
2 -	34.560	28.714	38.030	32.297	162,9	2:13.601	116,21	1.866	14:45:36.934
3 -	34.793	28.529	38.147	32.243	161,6	2:13.712	116,12	1.977	14:47:50.646
4 -	34.359	28.560	38.028	32.203	162,2	2:13.150	116,61	1.415	14:50:03.796
5 -	34.448	28.677	38.416	32.189	164,3	2:13.730	116,10	1.995	14:52:17.526
6 -	33.896	28.494	37.799	32.076	166,3	2:12.265	117,39	0.530	14:54:29.791
7 -	33.635	28.498	37.651	31.984	165,0	2:11.768 (2)	117,83	0.033	14:56:41.559
8 -	33.791	28.133	37.984	32.137	166,3	2:12.045	117,58	0.310	14:58:53.604
9 -	33.931	28.183	37.663	32.023	161,6	2:11.800 (3)	117,80	0.065	15:01:05.404
10 -	33.673	28.399	37.881	32.055	165,6	2:12.008	117,62	0.273	15:03:17.412
11 -	34.023	28.018	37.787	31.907	160,3	2:11.735 (1)	117,86		15:05:29.147
12 -	33.992	28.256	37.784	31.969	163,6	2:12.001	117,62	0.266	15:07:41.148

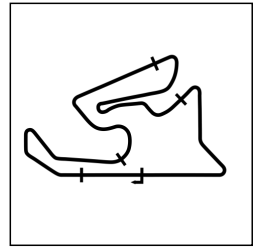
P3 4		QABIL IRFAN AZLAN				CORSE FACTORY - FRANDO RACING VHC TEAM			
IDEAL LAP TIME : 2:10.926		BEST LAP TIME : 2:11.323		DIFFERENCE : 0.397					
LAP	SECTOR 1	SECTOR 2	SECTOR 3	SECTOR 4	SPEED TRAP	LAP TIME	KPH	DIFF	TIME OF DAY
1 -		29.081	38.816	32.789	142,9	2:22.450	108,99	11.127	14:43:24.874
2 -	34.511	28.901	38.201	32.653	167,0	2:14.266	115,64	2.943	14:45:39.140
3 -	34.732	28.188	37.897	32.570	167,7	2:13.387	116,40	2.064	14:47:52.527
4 -	34.395	28.442	37.808	32.440	168,5	2:13.085	116,66	1.762	14:50:05.612
5 -	34.156	28.234	37.891	32.268	165,6	2:12.549	117,14	1.226	14:52:18.161
6 -	34.078	28.231	37.681	32.291	170,6	2:12.281	117,37	0.958	14:54:30.442
7 -	33.858	28.290	37.491	32.220	168,5	2:11.859	117,75	0.536	14:56:42.301
8 -	33.745	27.921	37.806	32.442	167,0	2:11.914	117,70	0.591	14:58:54.215
9 -	33.837	27.815	37.626	32.045	164,3	2:11.323 (1)	118,23		15:01:05.538
10 -	33.835	28.154	38.038	32.142	158,4	2:12.169	117,47	0.846	15:03:17.707
11 -	33.811	28.161	37.829	31.875	166,3	2:11.676 (2)	117,91	0.353	15:05:29.383
12 -	33.938	28.187	37.738	31.950	160,9	2:11.813 (3)	117,79	0.490	15:07:41.196



# ESBK - Campeonato de España de Superbikes

## ESBK - Moto4

### Carrera 2 - SECTOR ANALYSIS



SECTOR 1 = FL to I1, SECTOR 2 = I1 to I2 SECTOR 3 = I2 to I3, SECTOR 4 = I3 to FL, DIFF = Difference To Personal Best Lap, P = Crossed Finish Line in Pit Lane

<b>P4 89</b>		<b>ERIC RUZ</b>		<b>BeOn - IGAXTEAM</b>					
IDEAL LAP TIME : 2:11.191		BEST LAP TIME : 2:11.560		DIFFERENCE : 0.369					
LAP	SECTOR 1	SECTOR 2	SECTOR 3	SECTOR 4	SPEED TRAP	LAP TIME	KPH	DIFF	TIME OF DAY
1 -		29.722	38.941	32.963	146,1	2:22.022	109,32	10.462	14:43:24.446
2 -	34.506	28.982	38.398	32.777	163,6	2:14.663	115,30	3.103	14:45:39.109
3 -	34.181	28.678	37.887	32.404	166,3	2:13.150	116,61	1.590	14:47:52.259
4 -	34.198	28.542	37.723	32.505	165,0	2:12.968	116,77	1.408	14:50:05.227
5 -	34.210	28.432	37.722	32.304	164,3	2:12.668	117,03	1.108	14:52:17.895
6 -	34.104	28.352	37.650	32.126	166,3	2:12.232	117,42	0.672	14:54:30.127
7 -	34.008	28.352	37.494	31.954	165,0	2:11.808	117,79	0.248	14:56:41.935
8 -	34.025	28.312	37.532	32.270	165,6	2:12.139	117,50	0.579	14:58:54.074
9 -	33.875	28.179	37.624	32.040	166,3	2:11.718 (2)	117,87	0.158	15:01:05.792
10 -	33.891	28.180	37.831	32.191	166,3	2:12.093	117,54	0.533	15:03:17.885
11 -	33.985	28.146	37.607	32.047	166,3	2:11.785 (3)	117,81	0.225	15:05:29.670
12 -	33.783	28.161	37.848	31.768	166,3	2:11.560 (1)	118,02		15:07:41.230

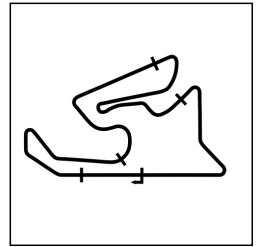
<b>P5 66</b>		<b>TOMAS TURETTA</b>		<b>BeOn - ALMA RACING TEAM</b>					
IDEAL LAP TIME : 2:11.161		BEST LAP TIME : 2:11.565		DIFFERENCE : 0.404					
LAP	SECTOR 1	SECTOR 2	SECTOR 3	SECTOR 4	SPEED TRAP	LAP TIME	KPH	DIFF	TIME OF DAY
1 -		29.239	39.225	32.886	142,4	2:22.071	109,28	10.506	14:43:24.495
2 -	34.774	29.073	38.317	32.556	162,9	2:14.720	115,25	3.155	14:45:39.215
3 -	34.885	28.456	37.951	32.153	162,2	2:13.445	116,35	1.880	14:47:52.660
4 -	34.104	28.521	37.669	32.299	167,0	2:12.593	117,10	1.028	14:50:05.253
5 -	34.291	28.414	37.801	32.216	166,3	2:12.722	116,98	1.157	14:52:17.975
6 -	34.157	28.467	37.720	32.359	165,0	2:12.703	117,00	1.138	14:54:30.678
7 -	34.053	28.275	37.725	31.850	166,3	2:11.903	117,71	0.338	14:56:42.581
8 -	33.859	28.072	37.520	32.228	165,6	2:11.679	117,91	0.114	14:58:54.260
9 -	33.913	28.093	37.631	31.928	165,6	2:11.565 (1)	118,01		15:01:05.825
10 -	33.966	28.224	37.857	32.284	162,2	2:12.331	117,33	0.766	15:03:18.156
11 -	33.888	28.061	37.638	32.062	165,0	2:11.649 (3)	117,94	0.084	15:05:29.805
12 -	33.899	28.205	37.787	31.721	166,3	2:11.612 (2)	117,97	0.047	15:07:41.417

<b>P6 77</b>		<b>ALEXANDRE MIGUEL INACIO</b>		<b>BeOn - TEAM MOToclUBe LOULÉ</b>					
IDEAL LAP TIME : 2:11.611		BEST LAP TIME : 2:12.024		DIFFERENCE : 0.413					
LAP	SECTOR 1	SECTOR 2	SECTOR 3	SECTOR 4	SPEED TRAP	LAP TIME	KPH	DIFF	TIME OF DAY
1 -		28.896	39.309	33.091	142,4	2:23.752	108,01	11.728	14:43:26.176
2 -	34.458	29.030	38.451	32.458	160,9	2:14.397	115,52	2.373	14:45:40.573
3 -	34.310	28.440	37.931	31.790	160,9	2:12.471	117,20	0.447	14:47:53.044
4 -	34.159	28.308	38.002	32.121	160,9	2:12.590	117,10	0.566	14:50:05.634
5 -	34.461	28.370	37.665	32.412	161,6	2:12.908	116,82	0.884	14:52:18.542
6 -	34.092	28.335	37.678	31.919	161,6	2:12.024 (1)	117,60		14:54:30.566
7 -	34.046	28.188	37.641	32.151	162,2	2:12.026 (2)	117,60	0.002	14:56:42.592
8 -	34.622	28.329	37.630	32.044	161,6	2:12.625	117,07	0.601	14:58:55.217
9 -	34.290	28.434	37.711	31.844	162,2	2:12.279	117,37	0.255	15:01:07.496
10 -	34.235	28.525	37.596	32.124	160,9	2:12.480	117,20	0.456	15:03:19.976
11 -	34.290	28.256	37.587	31.919	162,2	2:12.052 (3)	117,58	0.028	15:05:32.028
12 -	34.272	28.461	37.742	32.091	161,6	2:12.566	117,12	0.542	15:07:44.594

# ESBK - Campeonato de España de Superbikes

## ESBK - Moto4

### Carrera 2 - SECTOR ANALYSIS



SECTOR 1 = FL to I1, SECTOR 2 = I1 to I2 SECTOR 3 = I2 to I3, SECTOR 4 = I3 to FL, DIFF = Difference To Personal Best Lap, P = Crossed Finish Line in Pit Lane

<b>P7 44</b>		<b>LEONARDO CASADEI</b>				<b>BeOn - IGAXTEAM</b>			
IDEAL LAP TIME : 2:11.878		BEST LAP TIME : 2:12.041		DIFFERENCE : 0.163					
LAP	SECTOR 1	SECTOR 2	SECTOR 3	SECTOR 4	SPEED TRAP	LAP TIME	KPH	DIFF	TIME OF DAY
1 -		29.614	39.426	32.904	141,4	2:23.323	108,33	11.282	14:43:25.747
2 -	34.796	29.002	38.399	32.499	165,6	2:14.696	115,27	2.655	14:45:40.443
3 -	34.623	28.901	37.952	32.204	165,0	2:13.680	116,14	1.639	14:47:54.123
4 -	34.255	29.124	38.362	32.145	165,6	2:13.886	115,97	1.845	14:50:08.009
5 -	34.244	28.798	37.879	32.085	162,9	2:13.006	116,73	0.965	14:52:21.015
6 -	34.096	28.737	37.959	32.179	162,9	2:12.971	116,76	0.930	14:54:33.986
7 -	34.083	28.629	37.846	32.120	162,2	2:12.678	117,02	0.637	14:56:46.664
8 -	34.039	28.467	37.732	32.095	162,9	2:12.333	117,33	0.292	14:58:58.997
9 -	34.238	28.460	37.590	32.074	162,2	2:12.362	117,30	0.321	15:01:11.359
10 -	33.988	28.536	37.668	31.904	162,2	2:12.096 (3)	117,54	0.055	15:03:23.455
11 -	34.023	28.432	37.637	31.949	161,6	2:12.041 (1)	117,59		15:05:35.496
12 -	33.952	28.511	37.628	31.956	161,6	2:12.047 (2)	117,58	0.006	15:07:47.543

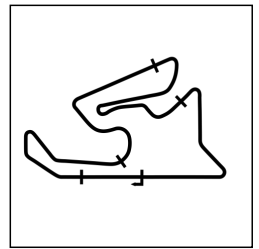
<b>P8 38</b>		<b>ALESSIO ARNOLD</b>				<b>- FULLMOTO SQUADRA CORSE</b>			
IDEAL LAP TIME : 2:11.269		BEST LAP TIME : 2:11.431		DIFFERENCE : 0.162					
LAP	SECTOR 1	SECTOR 2	SECTOR 3	SECTOR 4	SPEED TRAP	LAP TIME	KPH	DIFF	TIME OF DAY
1 -		29.379	38.830	32.889	145,0	2:24.185	107,68	12.754	14:43:26.609
2 -	34.824	28.911	38.507	32.397	165,0	2:14.639	115,32	3.208	14:45:41.248
3 -	34.369	28.404	38.363	32.245	169,2	2:13.381	116,40	1.950	14:47:54.629
4 -	34.114	28.731	38.187	32.360	167,0	2:13.392	116,39	1.961	14:50:08.021
5 -	34.806	28.394	37.891	32.280	163,6	2:13.371	116,41	1.940	14:52:21.392
6 -	34.011	28.616	38.083	32.252	167,0	2:12.962	116,77	1.531	14:54:34.354
7 -	34.259	28.369	38.220	32.098	165,0	2:12.946	116,79	1.515	14:56:47.300
8 -	33.743	28.200	38.016	31.906	165,6	2:11.865 (2)	117,74	0.434	14:58:59.165
9 -	33.932	28.370	37.839	32.284	165,6	2:12.425 (3)	117,24	0.994	15:01:11.590
10 -	34.326	28.392	37.833	32.077	158,4	2:12.628	117,07	1.197	15:03:24.218
11 -	33.799	28.894	37.790	32.010	163,6	2:12.493	117,18	1.062	15:05:36.711
12 -	33.905	28.186	37.486	31.854	162,9	2:11.431 (1)	118,13		15:07:48.142

<b>P9 19</b>		<b>NATHAN THOMAS GOUKER</b>				<b>BeOn -</b>			
IDEAL LAP TIME : 2:13.380		BEST LAP TIME : 2:14.104		DIFFERENCE : 0.724					
LAP	SECTOR 1	SECTOR 2	SECTOR 3	SECTOR 4	SPEED TRAP	LAP TIME	KPH	DIFF	TIME OF DAY
1 -		29.715	39.286	33.411	141,4	2:24.071	107,77	9.967	14:43:26.495
2 -	34.753	29.122	38.979	33.040	168,5	2:15.894	114,25	1.790	14:45:42.389
3 -	34.766	29.118	39.097	33.203	164,3	2:16.184	114,01	2.080	14:47:58.573
4 -	34.511	28.972	39.561	33.143	165,0	2:16.187	114,01	2.083	14:50:14.760
5 -	35.120	28.836	38.825	32.502	162,9	2:15.283	114,77	1.179	14:52:30.043
6 -	34.653	28.639	38.493	32.933	160,3	2:14.718	115,25	0.614	14:54:44.761
7 -	35.125	28.749	38.434	32.890	156,5	2:15.198	114,84	1.094	14:56:59.959
8 -	34.832	28.542	38.218	33.017	157,7	2:14.609 (3)	115,34	0.505	14:59:14.568
9 -	35.020	28.595	38.699	32.852	155,9	2:15.166	114,87	1.062	15:01:29.734
10 -	34.809	28.644	39.205	32.708	156,5	2:15.366	114,70	1.262	15:03:45.100
11 -	34.748	28.506	38.289	32.969	158,4	2:14.512 (2)	115,43	0.408	15:05:59.612
12 -	35.156	28.477	37.890	32.581	157,1	2:14.104 (1)	115,78		15:08:13.716

# ESBK - Campeonato de España de Superbikes

## ESBK - Moto4

### Carrera 2 - SECTOR ANALYSIS



SECTOR 1 = FL to I1, SECTOR 2 = I1 to I2 SECTOR 3 = I2 to I3, SECTOR 4 = I3 to FL, DIFF = Difference To Personal Best Lap, P = Crossed Finish Line in Pit Lane

<b>P10 27</b>		<b>RICCARDO MICHELIN</b>				<b>BeOn - ASPAR KSB TECHNICAL ACADEMY</b>			
IDEAL LAP TIME : 2:14.242		BEST LAP TIME : 2:14.686		DIFFERENCE : 0.444					
LAP	SECTOR 1	SECTOR 2	SECTOR 3	SECTOR 4	SPEED TRAP	LAP TIME	KPH	DIFF	TIME OF DAY
1 -		29.478	39.664	33.697	138,9	2:23.900	107,89	9.214	14:43:26.324
2 -	34.801	29.147	38.799	32.823	166,3	2:15.570	114,52	0.884	14:45:41.894
3 -	35.010	29.162	38.895	32.727	161,6	2:15.794	114,34	1.108	14:47:57.688
4 -	34.997	29.204	39.431	33.050	159,0	2:16.682	113,59	1.996	14:50:14.370
5 -	35.413	28.813	38.806	32.407	155,9	2:15.439	114,64	0.753	14:52:29.809
6 -	35.044	29.063	38.596	32.522	157,7	2:15.225	114,82	0.539	14:54:45.034
7 -	35.018	28.894	38.727	32.396	160,3	2:15.035 <b>(3)</b>	114,98	0.349	14:57:00.069
8 -	34.869	28.850	38.417	32.550	159,6	2:14.686 <b>(1)</b>	115,28		14:59:14.755
9 -	34.969	28.946	38.442	32.729	159,0	2:15.086	114,94	0.400	15:01:29.841
10 -	34.817	28.717	38.765	32.794	159,0	2:15.093	114,93	0.407	15:03:44.934
11 -	35.402	28.646	38.660	32.573	154,0	2:15.281	114,77	0.595	15:06:00.215
12 -	34.793	29.112	38.407	32.528	158,4	2:14.840 <b>(2)</b>	115,14	0.154	15:08:15.055

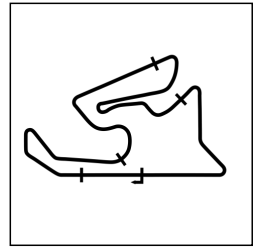
<b>P11 41</b>		<b>IVAN MAIOROV</b>				<b>BeOn -</b>			
IDEAL LAP TIME : 2:13.709		BEST LAP TIME : 2:14.611		DIFFERENCE : 0.902					
LAP	SECTOR 1	SECTOR 2	SECTOR 3	SECTOR 4	SPEED TRAP	LAP TIME	KPH	DIFF	TIME OF DAY
1 -		29.946	39.192	33.054	142,9	2:25.433	106,76	10.822	14:43:27.857
2 -	34.673	29.388	38.765	32.620	162,9	2:15.446	114,63	0.835	14:45:43.303
3 -	34.444	28.921	38.656	32.858	162,9	2:14.879 <b>(2)</b>	115,11	0.268	14:47:58.182
4 -	34.681	29.132	39.574	32.970	160,9	2:16.357	113,86	1.746	14:50:14.539
5 -	34.487	29.140	38.792	32.794	159,6	2:15.213	114,83	0.602	14:52:29.752
6 -	35.279	29.051	38.610	32.576	154,6	2:15.516	114,57	0.905	14:54:45.268
7 -	34.946	28.801	38.871	32.268	158,4	2:14.886 <b>(3)</b>	115,11	0.275	14:57:00.154
8 -	34.938	28.770	38.509	32.394	157,1	2:14.611 <b>(1)</b>	115,34		14:59:14.765
9 -	35.258	28.578	38.721	32.527	152,8	2:15.084	114,94	0.473	15:01:29.849
10 -	34.924	28.737	38.767	32.706	155,9	2:15.134	114,89	0.523	15:03:44.983
11 -	35.128	28.624	39.036	32.478	154,6	2:15.266	114,78	0.655	15:06:00.249
12 -	34.905	29.132	38.419	32.453	156,5	2:14.909	115,09	0.298	15:08:15.158

<b>P12 17</b>		<b>SOANE LACHIEZE</b>				<b>BeOn - BRS</b>			
IDEAL LAP TIME : 2:13.900		BEST LAP TIME : 2:14.343		DIFFERENCE : 0.443					
LAP	SECTOR 1	SECTOR 2	SECTOR 3	SECTOR 4	SPEED TRAP	LAP TIME	KPH	DIFF	TIME OF DAY
1 -		29.567	38.875	33.145	144,5	2:24.083	107,76	9.740	14:43:26.507
2 -	35.338	29.133	38.733	32.670	167,0	2:15.874	114,27	1.531	14:45:42.381
3 -	34.636	28.985	39.051	32.665	166,3	2:15.337	114,72	0.994	14:47:57.718
4 -	34.841	29.137	39.705	33.181	161,6	2:16.864	113,44	2.521	14:50:14.582
5 -	34.970	29.042	39.139	32.709	162,2	2:15.860	114,28	1.517	14:52:30.442
6 -	34.799	29.175	38.772	32.451	165,0	2:15.197	114,84	0.854	14:54:45.639
7 -	34.899	29.055	38.426	32.545	166,3	2:14.925 <b>(3)</b>	115,07	0.582	14:57:00.564
8 -	34.703	28.767	38.456	32.474	166,3	2:14.400 <b>(2)</b>	115,52	0.057	14:59:14.964
9 -	35.149	29.271	38.572	32.332	151,1	2:15.324	114,73	0.981	15:01:30.288
10 -	34.796	28.982	38.611	32.563	160,9	2:14.952	115,05	0.609	15:03:45.240
11 -	34.736	28.677	38.255	32.675	159,6	2:14.343 <b>(1)</b>	115,57		15:05:59.583
12 -	35.288	29.414	38.480	32.422	157,1	2:15.604	114,50	1.261	15:08:15.187

# ESBK - Campeonato de España de Superbikes

## ESBK - Moto4

### Carrera 2 - SECTOR ANALYSIS



SECTOR 1 = FL to I1, SECTOR 2 = I1 to I2 SECTOR 3 = I2 to I3, SECTOR 4 = I3 to FL, DIFF = Difference To Personal Best Lap, P = Crossed Finish Line in Pit Lane

P13 56		SAM LORIS GARDNER			CORSE FACTORY -				
IDEAL LAP TIME : 2:13.489		BEST LAP TIME : 2:13.659			DIFFERENCE : 0.170				
LAP	SECTOR 1	SECTOR 2	SECTOR 3	SECTOR 4	SPEED TRAP	LAP TIME	KPH	DIFF	TIME OF DAY
1 -		29.918	39.500	33.604	138,9	2:26.589	105,92	12.930	14:43:29.013
2 -	34.716	29.253	39.242	33.045	167,0	2:16.256	113,95	2.597	14:45:45.269
3 -	34.564	29.273	38.836	33.273	165,6	2:15.946	114,21	2.287	14:48:01.215
4 -	34.826	29.137	38.964	32.981	162,2	2:15.908	114,24	2.249	14:50:17.123
5 -	34.356	28.936	38.917	32.716	163,6	2:14.925	115,07	1.266	14:52:32.048
6 -	34.511	29.188	38.861	32.992	162,9	2:15.552	114,54	1.893	14:54:47.600
7 -	34.482	28.890	38.507	32.851	162,2	2:14.730	115,24	1.071	14:57:02.330
8 -	35.983	29.210	38.850	32.996	162,2	2:17.039	113,30	3.380	14:59:19.369
9 -	34.523	28.884	38.411	32.613	160,9	2:14.431	115,50	0.772	15:01:33.800
10 -	34.397	28.593	38.445	32.725	162,9	2:14.160 (2)	115,73	0.501	15:03:47.960
11 -	34.311	28.842	38.452	32.778	159,6	2:14.383 (3)	115,54	0.724	15:06:02.343
12 -	34.367	28.707	38.159	32.426	162,2	2:13.659 (1)	116,16		15:08:16.002

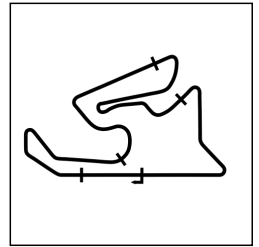
P14 20		LOUIS COULOM			BeOn -				
IDEAL LAP TIME : 2:14.575		BEST LAP TIME : 2:14.846			DIFFERENCE : 0.271				
LAP	SECTOR 1	SECTOR 2	SECTOR 3	SECTOR 4	SPEED TRAP	LAP TIME	KPH	DIFF	TIME OF DAY
1 -		29.661	39.465	33.322	142,9	2:25.461	106,74	10.615	14:43:27.885
2 -	34.965	29.616	39.150	32.865	164,3	2:16.596	113,66	1.750	14:45:44.481
3 -	35.127	29.712	39.632	32.569	158,4	2:17.040	113,30	2.194	14:48:01.521
4 -	34.907	29.247	38.784	33.209	162,2	2:16.147	114,04	1.301	14:50:17.668
5 -	34.886	29.148	38.612	32.546	160,3	2:15.192	114,84	0.346	14:52:32.860
6 -	34.798	29.080	38.517	32.650	158,4	2:15.045 (3)	114,97	0.199	14:54:47.905
7 -	34.764	28.984	38.364	32.734	160,9	2:14.846 (1)	115,14		14:57:02.751
8 -	34.681	29.015	38.510	32.703	160,3	2:14.909 (2)	115,09	0.063	14:59:17.660
9 -	35.059	29.285	38.644	32.901	154,6	2:15.889	114,26	1.043	15:01:33.549
10 -	35.082	29.068	38.827	33.014	153,4	2:15.991	114,17	1.145	15:03:49.540
11 -	35.742	29.661	39.041	33.198	151,7	2:17.642	112,80	2.796	15:06:07.182
12 -	35.623	29.599	39.199	33.421	150,5	2:17.842	112,64	2.996	15:08:25.024

P15 93		TANUTCHANON SRIPETCHSUWAN			- FRANDO RACING VHC TEAM LIQUI MOLY				
IDEAL LAP TIME : 2:14.318		BEST LAP TIME : 2:14.318			DIFFERENCE : 0.000				
LAP	SECTOR 1	SECTOR 2	SECTOR 3	SECTOR 4	SPEED TRAP	LAP TIME	KPH	DIFF	TIME OF DAY
1 -		29.849	39.586	33.964	140,9	2:27.252	105,44	12.934	14:43:29.676
2 -	35.559	29.677	39.132	33.312	167,0	2:17.680	112,77	3.362	14:45:47.356
3 -	35.672	29.576	39.165	33.043	163,6	2:17.456	112,95	3.138	14:48:04.812
4 -	35.273	29.679	39.123	33.026	162,2	2:17.101	113,25	2.783	14:50:21.913
5 -	35.444	29.351	38.821	32.885	162,2	2:16.501	113,74	2.183	14:52:38.414
6 -	35.231	29.107	38.732	32.672	161,6	2:15.742 (3)	114,38	1.424	14:54:54.156
7 -	35.117	29.208	38.598	32.977	162,2	2:15.900	114,25	1.582	14:57:10.056
8 -	35.137	29.249	38.701	33.009	159,0	2:16.096	114,08	1.778	14:59:26.152
9 -	35.251	29.020	38.868	33.043	160,9	2:16.182	114,01	1.864	15:01:42.334
10 -	35.012	29.019	38.722	32.968	159,6	2:15.721 (2)	114,40	1.403	15:03:58.055
11 -	35.007	29.202	38.715	32.903	159,6	2:15.827	114,31	1.509	15:06:13.882
12 -	34.621	28.905	38.360	32.432	160,9	2:14.318 (1)	115,59		15:08:28.200

# ESBK - Campeonato de España de Superbikes

## ESBK - Moto4

### Carrera 2 - SECTOR ANALYSIS



SECTOR 1 = FL to I1, SECTOR 2 = I1 to I2 SECTOR 3 = I2 to I3, SECTOR 4 = I3 to FL, DIFF = Difference To Personal Best Lap, P = Crossed Finish Line in Pit Lane

<b>P16 55</b>		<b>GONÇALO DE MELO</b>			<b>MIR RACING -</b>				
IDEAL LAP TIME : 2:17.735		BEST LAP TIME : 2:17.772			DIFFERENCE : 0.037				
LAP	SECTOR 1	SECTOR 2	SECTOR 3	SECTOR 4	SPEED TRAP	LAP TIME	KPH	DIFF	TIME OF DAY
1 -		30.535	40.255	34.254	142,9	2:29.892	103,58	12.120	14:43:32.316
2 -	36.747	30.127	40.057	33.945	155,2	2:20.876	110,21	3.104	14:45:53.192
3 -	36.800	30.095	39.953	33.856	154,0	2:20.704	110,35	2.932	14:48:13.896
4 -	36.392	29.854	39.720	33.900	154,0	2:19.866	111,01	2.094	14:50:33.762
5 -	36.195	29.767	39.387	33.337	151,7	2:18.686	111,95	0.914	14:52:52.448
6 -	36.220	29.607	42.309	33.830	151,7	2:21.966	109,36	4.194	14:55:14.414
7 -	36.592	29.583	39.332	33.503	152,3	2:19.010	111,69	1.238	14:57:33.424
8 -	36.191	29.557	39.293	33.329	150,0	2:18.370 <b>(3)</b>	112,21	0.598	14:59:51.794
9 -	36.063	29.867	39.446	33.373	152,3	2:18.749	111,90	0.977	15:02:10.543
10 -	36.120	29.501	39.528	33.522	151,1	2:18.671	111,96	0.899	15:04:29.214
11 -	35.987	29.474	39.318	33.334	150,5	2:18.113 <b>(2)</b>	112,42	0.341	15:06:47.327
12 -	36.024	29.437	39.190	33.121	151,7	2:17.772 <b>(1)</b>	112,69		15:09:05.099

# ESBK - Campeonato de España de Superbikes

## ESBK - Moto4

### Carrera 2 - STATISTICS

Competitors Started	17
Planned Start	2024-10-27 @ 14:40:00.000
Actual Start	2024-10-27 @ 14:41:02.423
Finish Time	2024-10-27 @ 15:07:40.618
Track Length	4,313km
Total Laps	192
Total Distance Covered	828,096km

#### Session Fastest Lap History

NO	NAME	LAP TIME	TIME OF DAY	LAP	VEHICLE
12	FRANÇOIS FLORIAN	2:20.909	14:43:23.326	1	BeOn
12	FRANÇOIS FLORIAN	2:13.601	14:45:36.926	2	BeOn
85	ENZO ZARAGOZA	2:12.780	14:47:51.414	3	BeOn
77	ALEXANDRE MIGUEL INACIO	2:12.471	14:47:53.036	3	BeOn
85	ENZO ZARAGOZA	2:12.395	14:50:03.816	4	BeOn
85	ENZO ZARAGOZA	2:12.172	14:54:29.362	6	BeOn
77	ALEXANDRE MIGUEL INACIO	2:12.024	14:54:30.556	6	BeOn
85	ENZO ZARAGOZA	2:11.910	14:56:41.273	7	BeOn
12	FRANÇOIS FLORIAN	2:11.768	14:56:41.549	7	BeOn
66	TOMAS TURETTA	2:11.679	14:58:54.260	8	BeOn
85	ENZO ZARAGOZA	2:11.500	15:01:05.085	9	BeOn
4	QABIL IRFAN AZLAN	2:11.323	15:01:05.530	9	CORSE FACTORY

#### Session Leader History

NO	NAME	FROM LAP	LAPS LED	DISTANCE	VEHICLE
12	FRANÇOIS FLORIAN	1	4	17,25 km	BeOn
85	ENZO ZARAGOZA	5	8	34,50 km	BeOn

#### Flag History

TYPE	TIME OF DAY
GREEN	14:41:02.423
FINISH	15:07:40.618

#### Flag Statistics

TYPE	COUNT	TOTAL LAPS	TOTAL TIME
Green	1	12	29:34.147
Red	0	0	0.000
Safety Car	0	0	0.000
FCY	0	0	0.000