

ESBK - Campeonato de España de Superbikes

ESBK - Moto4

Carrera 1 - CLASSIFICATION

Race Distance: 12 Laps / 51,75 kilometers

POS	NO	NAME	NAT	ENTRY	LAPS	TIME	GAP	DIFF	KPH	BEST	ON	GRD	↓
1	12	FRANÇOIS FLORIAN	FRA	BeOn - MECAPROJECT TEAM ADO	12	28:58.653			107,16	2:22.657	5	2	1
2	27	RICCARDO MICHIELIN	ITA	BeOn - ASPAR KSB TECHNICAL ACADEMY	12	29:08.906	10.253	10.253	106,53	2:23.295	4	5	3
3	89	ERIC RUZ	ESP	BeOn - IGAXTEAM	12	29:09.897	11.244	0.991	106,47	2:22.685	4	3	0
4	85	ENZO ZARAGOZA	ESP	BeOn - IGAXTEAM	12	29:33.196	34.543	23.299	105,07	2:22.844	4	6	2
5	19	NATHAN THOMAS GOUK	USA	BeOn -	12	29:46.320	47.667	13.124	104,30	2:26.514	3	4	-1
6	66	TOMAS TURETTA	ESP	BeOn - ALMA RACING TEAM	12	29:56.413	57.760	10.093	103,71	2:25.940	4	7	1
7	44	LEONARDO CASADEI	ITA	BeOn - IGAXTEAM	12	29:57.111	58.458	0.698	103,67	2:25.918	2	8	1
8	17	SOANE LACHIEZE	FRA	BeOn - BRS	12	29:58.472	59.819	1.361	103,59	2:26.827	4	9	1
9	38	ALESSIO ARNOLD	CHE	- FULLMOTO SQUADRA CORSE	12	30:01.197	1:02.544	2.725	103,44	2:27.768	4	12	3
10	77	ALEXANDRE MIGUEL INA	PRT	BeOn - TEAM MOTOCLUBE LOULÉ	12	30:01.271	1:02.618	0.074	103,43	2:26.751	4	10	0
11	41	IVAN MAIOROV	ND	BeOn -	12	30:33.453	1:34.800	32.182	101,62	2:30.367	4	18	7
12	74	FERMIN VALERO	ESP	BeOn - ASPAR KSB TECHNICAL ACADEMY	12	30:34.299	1:35.646	0.846	101,57	2:29.961	6	14	2
13	56	SAM LORIS GARDNER	GBR	CORSE FACTORY -	12	30:58.894	2:00.241	24.595	100,23	2:33.014	6	15	2
14	93	TANUTCHANON SRIPETC	ESP	- FRANDO RACING VHC TEAM LIQUI MOLY	12	31:04.198	2:05.545	5.304	99,94	2:32.762	5	16	2
15	20	LOUIS COULOM	FRA	BeOn -	12	31:24.465	2:25.812	20.267	98,87	2:34.158	2	11	-4
16	55	GONÇALO DE MELO	PRT	MIR RACING -	12	31:26.163	2:27.510	1.698	98,78	2:34.110	2	17	1
17	4	QABIL IRFAN AZLAN	MYS	CORSE FACTORY - FRANDO RACING VHC TE/	11	29:11.338	1 Lap	1 Lap	97,52	2:22.309	7	1	-16

NOT CLASSIFIED

DNF	23	ANTHONY LUPO JR.	ESP	BeOn -	11	27:59.309	1 Lap		101,70	2:30.379	3	13	
-----	----	------------------	-----	--------	----	-----------	--------------	--	--------	-----------------	---	----	--

FASTEST LAP


	4	QABIL IRFAN AZLAN	MYS	CORSE FACTORY - FRANDO RACING VHC TE/	7	2:22.309			67,79 mph			109,10 kph	
--	---	-------------------	-----	---------------------------------------	---	----------	--	--	-----------	--	--	------------	--

Weather / Track : Rain / Wet

These results are provisional until the conclusion of any judicial and technical matters.

Date: 26/10/2024 Start: 17:56 Finish: 18:25

Circuito de Navarra: 4,313 km

Race Director:	Stewards:	Timekeeper:	
----------------	-----------	-------------	---

Results can be found at www.tsl-timing.com

Printed - 18:32 sábado, sábado, 26 de octubre de 2024

ESBK - Campeonato de España de Superbikes

ESBK - Moto4

Carrera 1 - BEST SPEEDS

POS	NO	NAME	VMAX	KPH
1	12	FLORIAN		159,6
2	85	ZARAGOZA		159,6
3	77	INACIO		159,6
4	4	AZLAN		157,1
5	27	MICHIELIN		156,5
6	89	RUZ		156,5
7	38	ARNOLD		155,2
8	17	LACHIEZE		154,0
9	93	SRIPETCHSUWAN		154,0
10	23	LUPO JR.		154,0
11	66	TURETTA		153,4
12	56	GARDNER		153,4
13	44	CASADEI		151,7
14	74	VALERO		151,7
15	19	GOUKER		150,0
16	20	COULOM		148,8
17	55	DE MELO		148,8
18	41	MAIOROV		148,3

ESBK - Campeonato de España de Superbikes

ESBK - Moto4

Carrera 1 - LAP ANALYSIS

DIFF = Difference To Personal Best Lap

P1 12 FRANÇOIS FLORIAN				
LAP	LAP TIME	DIFF	KPH	TIME OF DAY
1 -	2:31.082	8.425	102,77	17:59:03.056
2 -	2:23.895	1.238	107,90	18:01:26.951
3 -	2:22.987	0.330	108,58	18:03:49.938
4 -	2:22.686 (2)	0.029	108,81	18:06:12.624
5 -	2:22.657 (1)		108,84	18:08:35.281
6 -	2:24.130	1.473	107,72	18:10:59.411
7 -	2:22.936 (3)	0.279	108,62	18:13:22.347
8 -	2:23.316	0.659	108,33	18:15:45.663
9 -	2:25.832	3.175	106,47	18:18:11.495
10 -	2:25.046	2.389	107,04	18:20:36.541
11 -	2:26.213	3.556	106,19	18:23:02.754
12 -	2:27.873	5.216	105,00	18:25:30.627

P2 27 RICCARDO MICHELIN				
LAP	LAP TIME	DIFF	KPH	TIME OF DAY
1 -	2:30.459	7.164	103,19	17:59:02.433
2 -	2:24.014	0.719	107,81	18:01:26.447
3 -	2:23.456 (2)	0.161	108,23	18:03:49.903
4 -	2:23.295 (1)		108,35	18:06:13.198
5 -	2:23.783 (3)	0.488	107,98	18:08:36.981
6 -	2:24.148	0.853	107,71	18:11:01.129
7 -	2:25.003	1.708	107,07	18:13:26.132
8 -	2:25.703	2.408	106,56	18:15:51.835
9 -	2:27.495	4.200	105,27	18:18:19.330
10 -	2:27.065	3.770	105,57	18:20:46.395
11 -	2:27.106	3.811	105,54	18:23:13.501
12 -	2:27.379	4.084	105,35	18:25:40.880

P3 89 ERIC RUZ				
LAP	LAP TIME	DIFF	KPH	TIME OF DAY
1 -	2:30.796	8.111	102,96	17:59:02.770
2 -	2:24.947	2.262	107,12	18:01:27.717
3 -	2:23.606 (3)	0.921	108,12	18:03:51.323
4 -	2:22.685 (1)		108,81	18:06:14.008
5 -	2:23.246 (2)	0.561	108,39	18:08:37.254
6 -	2:24.048	1.363	107,78	18:11:01.302
7 -	2:24.791	2.106	107,23	18:13:26.093
8 -	2:25.440	2.755	106,75	18:15:51.533
9 -	2:26.588	3.903	105,92	18:18:18.121
10 -	2:26.683	3.998	105,85	18:20:44.804
11 -	2:28.403	5.718	104,62	18:23:13.207
12 -	2:28.664	5.979	104,44	18:25:41.871

P4 85 ENZO ZARAGOZA				
LAP	LAP TIME	DIFF	KPH	TIME OF DAY
1 -	2:31.374	8.530	102,57	17:59:03.348
2 -	2:24.661	1.817	107,33	18:01:28.009
3 -	2:23.854	1.010	107,93	18:03:51.863
4 -	2:22.844 (1)		108,69	18:06:14.707
5 -	2:23.263 (2)	0.419	108,37	18:08:37.970
6 -	2:23.596 (3)	0.752	108,12	18:11:01.566
7 -	2:27.043	4.199	105,59	18:13:28.609
8 -	2:26.227	3.383	106,18	18:15:54.836
9 -	2:28.651	5.807	104,45	18:18:23.487
10 -	2:30.196	7.352	103,37	18:20:53.683
11 -	2:33.708	10.864	101,01	18:23:27.391
12 -	2:37.779	14.935	98,40	18:26:05.170

DIFF = Difference To Personal Best Lap

P5 19 NATHAN THOMAS GOUKER				
LAP	LAP TIME	DIFF	KPH	TIME OF DAY
1 -	2:34.606	8.092	100,42	17:59:06.580
2 -	2:26.675 (2)	0.161	105,85	18:01:33.255
3 -	2:26.514 (1)		105,97	18:03:59.769
4 -	2:27.674	1.160	105,14	18:06:27.443
5 -	2:28.384	1.870	104,63	18:08:55.827
6 -	2:27.412	0.898	105,32	18:11:23.239
7 -	2:28.455	1.941	104,58	18:13:51.694
8 -	2:27.058 (3)	0.544	105,58	18:16:18.752
9 -	2:28.650	2.136	104,45	18:18:47.402
10 -	2:27.992	1.478	104,91	18:21:15.394
11 -	2:30.511	3.997	103,16	18:23:45.905
12 -	2:32.389	5.875	101,88	18:26:18.294

P6 66 TOMAS TURETTA				
LAP	LAP TIME	DIFF	KPH	TIME OF DAY
1 -	2:35.751	9.811	99,68	17:59:07.725
2 -	2:27.508	1.568	105,26	18:01:35.233
3 -	2:26.577 (2)	0.637	105,92	18:04:01.810
4 -	2:25.940 (1)		106,39	18:06:27.750
5 -	2:29.979	4.039	103,52	18:08:57.729
6 -	2:27.139 (3)	1.199	105,52	18:11:24.868
7 -	2:27.595	1.655	105,19	18:13:52.463
8 -	2:28.257	2.317	104,72	18:16:20.720
9 -	2:30.588	4.648	103,10	18:18:51.308
10 -	2:29.922	3.982	103,56	18:21:21.230
11 -	2:32.499	6.559	101,81	18:23:53.729
12 -	2:34.658	8.718	100,39	18:26:28.387

P7 44 LEONARDO CASADEI				
LAP	LAP TIME	DIFF	KPH	TIME OF DAY
1 -	2:32.365	6.447	101,90	17:59:04.339
2 -	2:25.918 (1)		106,40	18:01:30.257
3 -	2:26.345 (2)	0.427	106,09	18:03:56.602
4 -	2:27.007 (3)	1.089	105,61	18:06:23.609
5 -	2:28.295	2.377	104,70	18:08:51.904
6 -	2:28.695	2.777	104,42	18:11:20.599
7 -	2:30.193	4.275	103,37	18:13:50.792
8 -	2:30.010	4.092	103,50	18:16:20.802
9 -	2:32.220	6.302	102,00	18:18:53.022
10 -	2:31.128	5.210	102,73	18:21:24.150
11 -	2:32.512	6.594	101,80	18:23:56.662
12 -	2:32.423	6.505	101,86	18:26:29.085

P8 17 SOANE LACHIEZE				
LAP	LAP TIME	DIFF	KPH	TIME OF DAY
1 -	2:36.176	9.349	99,41	17:59:08.150
2 -	2:27.799 (2)	0.972	105,05	18:01:35.949
3 -	2:28.639	1.812	104,45	18:04:04.588
4 -	2:26.827 (1)		105,74	18:06:31.415
5 -	2:28.330 (3)	1.503	104,67	18:08:59.745
6 -	2:28.803	1.976	104,34	18:11:28.548
7 -	2:29.559	2.732	103,81	18:13:58.107
8 -	2:29.103	2.276	104,13	18:16:27.210
9 -	2:29.992	3.165	103,51	18:18:57.202
10 -	2:32.089	5.262	102,09	18:21:29.291
11 -	2:31.465	4.638	102,51	18:24:00.756
12 -	2:29.690	2.863	103,72	18:26:30.446

ESBK - Campeonato de España de Superbikes

ESBK - Moto4

Carrera 1 - LAP ANALYSIS

DIFF = Difference To Personal Best Lap

P9 38 ALESSIO ARNOLD				
LAP	LAP TIME	DIFF	KPH	TIME OF DAY
1 -	2:35.315	7.547	99,96	17:59:07.289
2 -	2:27.954 (2)	0.186	104,94	18:01:35.243
3 -	2:28.065 (3)	0.297	104,86	18:04:03.308
4 -	2:27.768 (1)		105,07	18:06:31.076
5 -	2:28.954	1.186	104,23	18:09:00.030
6 -	2:28.130	0.362	104,81	18:11:28.160
7 -	2:28.906	1.138	104,27	18:13:57.066
8 -	2:29.889	2.121	103,58	18:16:26.955
9 -	2:30.194	2.426	103,37	18:18:57.149
10 -	2:32.539	4.771	101,78	18:21:29.688
11 -	2:31.832	4.064	102,26	18:24:01.520
12 -	2:31.651	3.883	102,38	18:26:33.171

P10 77 ALEXANDRE MIGUEL INACIO				
LAP	LAP TIME	DIFF	KPH	TIME OF DAY
1 -	2:37.509	10.758	98,57	17:59:09.483
2 -	2:27.299 (3)	0.548	105,41	18:01:36.782
3 -	2:26.964 (2)	0.213	105,65	18:04:03.746
4 -	2:26.751 (1)		105,80	18:06:30.497
5 -	2:28.406	1.655	104,62	18:08:58.903
6 -	2:28.744	1.993	104,38	18:11:27.647
7 -	2:30.395	3.644	103,24	18:13:58.042
8 -	2:29.354	2.603	103,95	18:16:27.396
9 -	2:30.394	3.643	103,24	18:18:57.790
10 -	2:31.076	4.325	102,77	18:21:28.866
11 -	2:34.306	7.555	100,62	18:24:03.172
12 -	2:30.073	3.322	103,46	18:26:33.245

P11 41 IVAN MAIOROV				
LAP	LAP TIME	DIFF	KPH	TIME OF DAY
1 -	2:40.597	10.230	96,68	17:59:12.571
2 -	2:31.664	1.297	102,37	18:01:44.235
3 -	2:31.153	0.786	102,72	18:04:15.388
4 -	2:30.367 (1)		103,25	18:06:45.755
5 -	2:31.088 (3)	0.721	102,76	18:09:16.843
6 -	2:30.405 (2)	0.038	103,23	18:11:47.248
7 -	2:31.339	0.972	102,59	18:14:18.587
8 -	2:33.007	2.640	101,47	18:16:51.594
9 -	2:33.145	2.778	101,38	18:19:24.739
10 -	2:32.329	1.962	101,92	18:21:57.068
11 -	2:33.972	3.605	100,84	18:24:31.040
12 -	2:34.387	4.020	100,57	18:27:05.427

P12 74 FERMIN VALERO				
LAP	LAP TIME	DIFF	KPH	TIME OF DAY
1 -	2:40.056	10.095	97,00	17:59:12.030
2 -	2:31.731	1.770	102,33	18:01:43.761
3 -	2:30.846 (3)	0.885	102,93	18:04:14.607
4 -	2:30.979	1.018	102,84	18:06:45.586
5 -	2:30.594 (2)	0.633	103,10	18:09:16.180
6 -	2:29.961 (1)		103,53	18:11:46.141
7 -	2:31.376	1.415	102,57	18:14:17.517
8 -	2:33.880	3.919	100,90	18:16:51.397
9 -	2:34.913	4.952	100,22	18:19:26.310
10 -	2:31.701	1.740	102,35	18:21:58.011
11 -	2:34.205	4.244	100,68	18:24:32.216
12 -	2:34.057	4.096	100,78	18:27:06.273

DIFF = Difference To Personal Best Lap

P13 56 SAM LORIS GARDNER				
LAP	LAP TIME	DIFF	KPH	TIME OF DAY
1 -	2:42.763	9.749	95,39	17:59:14.737
2 -	2:34.440	1.426	100,53	18:01:49.177
3 -	2:34.377	1.363	100,57	18:04:23.554
4 -	2:33.129	0.115	101,39	18:06:56.683
5 -	2:34.237	1.223	100,66	18:09:30.920
6 -	2:33.014 (1)		101,47	18:12:03.934
7 -	2:33.660	0.646	101,04	18:14:37.594
8 -	2:33.039 (2)	0.025	101,45	18:17:10.633
9 -	2:33.086 (3)	0.072	101,42	18:19:43.719
10 -	2:34.326	1.312	100,61	18:22:18.045
11 -	2:34.838	1.824	100,27	18:24:52.883
12 -	2:37.985	4.971	98,28	18:27:30.868

P14 93 TANUTCHANON SRIPETCHSUWAN				
LAP	LAP TIME	DIFF	KPH	TIME OF DAY
1 -	2:44.460	11.698	94,41	17:59:16.434
2 -	2:34.329	1.567	100,60	18:01:50.763
3 -	2:33.316 (2)	0.554	101,27	18:04:24.079
4 -	2:33.717	0.955	101,00	18:06:57.796
5 -	2:32.762 (1)		101,64	18:09:30.558
6 -	2:33.370 (3)	0.608	101,23	18:12:03.928
7 -	2:34.889	2.127	100,24	18:14:38.817
8 -	2:34.728	1.966	100,34	18:17:13.545
9 -	2:34.203	1.441	100,69	18:19:47.748
10 -	2:34.555	1.793	100,46	18:22:22.303
11 -	2:35.580	2.818	99,79	18:24:57.883
12 -	2:38.289	5.527	98,09	18:27:36.172

P15 20 LOUIS COULOM				
LAP	LAP TIME	DIFF	KPH	TIME OF DAY
1 -	2:43.902	9.744	94,73	17:59:15.876
2 -	2:34.158 (1)		100,72	18:01:50.034
3 -	2:34.660 (3)	0.502	100,39	18:04:24.694
4 -	2:34.643 (2)	0.485	100,40	18:06:59.337
5 -	2:36.005	1.847	99,52	18:09:35.342
6 -	2:35.925	1.767	99,57	18:12:11.267
7 -	2:35.956	1.798	99,55	18:14:47.223
8 -	2:37.822	3.664	98,38	18:17:25.045
9 -	2:36.962	2.804	98,92	18:20:02.007
10 -	2:37.965	3.807	98,29	18:22:39.972
11 -	2:37.986	3.828	98,27	18:25:17.958
12 -	2:38.481	4.323	97,97	18:27:56.439

P16 55 GONÇALO DE MELO				
LAP	LAP TIME	DIFF	KPH	TIME OF DAY
1 -	2:45.725	11.615	93,68	17:59:17.699
2 -	2:34.110 (1)		100,75	18:01:51.809
3 -	2:34.236 (2)	0.126	100,66	18:04:26.045
4 -	2:35.173	1.063	100,06	18:07:01.218
5 -	2:34.886 (3)	0.776	100,24	18:09:36.104
6 -	2:35.707	1.597	99,71	18:12:11.811
7 -	2:36.044	1.934	99,50	18:14:47.855
8 -	2:37.858	3.748	98,35	18:17:25.713
9 -	2:37.181	3.071	98,78	18:20:02.894
10 -	2:37.928	3.818	98,31	18:22:40.822
11 -	2:38.063	3.953	98,23	18:25:18.885
12 -	2:39.252	5.142	97,49	18:27:58.137

ESBK - Campeonato de España de Superbikes

ESBK - Moto4

Carrera 1 - LAP ANALYSIS

DIFF = Difference To Personal Best Lap

P17 4 QABIL IRFAN AZLAN				
LAP	LAP TIME	DIFF	KPH	TIME OF DAY
1 -	2:29.482	7.173	103,87	17:59:01.456
2 -	2:24.410	2.101	107,51	18:01:25.866
3 -	2:23.311 (3)	1.002	108,34	18:03:49.177
4 -	2:22.782 (2)	0.473	108,74	18:06:11.959
5 -	2:23.532	1.223	108,17	18:08:35.491
6 -	2:24.235	1.926	107,64	18:10:59.726
7 -	2:22.309 (1)		109,10	18:13:22.035
8 -	2:24.743	2.434	107,27	18:15:46.778
9 -	4:46.669 P	2:24.360	54,16	18:20:33.447
10 -	2:36.633	14.324	99,12	18:23:10.080
11 -	2:33.232	10.923	101,32	18:25:43.312

P18 23 ANTHONY LUPO JR.				
LAP	LAP TIME	DIFF	KPH	TIME OF DAY
1 -	2:38.411	8.032	98,01	17:59:10.385
2 -	2:30.507 (2)	0.128	103,16	18:01:40.892
3 -	2:30.379 (1)		103,25	18:04:11.271
4 -	2:31.872	1.493	102,23	18:06:43.143
5 -	2:31.341	0.962	102,59	18:09:14.484
6 -	2:31.014 (3)	0.635	102,81	18:11:45.498
7 -	2:32.079	1.700	102,09	18:14:17.577
8 -	2:34.937	4.558	100,21	18:16:52.514
9 -	2:33.551	3.172	101,11	18:19:26.065
10 -	2:31.404	1.025	102,55	18:21:57.469
11 -	2:33.814	3.435	100,94	18:24:31.283

ESBK - Campeonato de España de Superbikes

ESBK - Moto4

Carrera 1 - LAP CHART

LAP 1 @ 17:59:01.456			LAP 4 @ 18:06:11.959			LAP 7 @ 18:13:22.035			LAP 10 @ 18:20:36.541		
NO	BEHIND	LAP TIME	NO	BEHIND	LAP TIME	NO	BEHIND	LAP TIME	NO	BEHIND	LAP TIME
4		2:29.482	4		2:22.782	4		2:22.309	12		2:25.046
27	0.977	2:30.459	12	0.665	2:22.686	12	0.312	2:22.936	89	8.263	2:26.683
89	1.314	2:30.796	27	1.239	2:23.295	89	4.058	2:24.791	27	9.854	2:27.065
12	1.600	2:31.082	89	2.049	2:22.685	27	4.097	2:25.003	85	17.142	2:30.196
85	1.892	2:31.374	85	2.748	2:22.844	85	6.574	2:27.043	19	38.853	2:27.992
44	2.883	2:32.365	44	11.650	2:27.007	44	28.757	2:30.193	66	44.689	2:29.922
19	5.124	2:34.606	19	15.484	2:27.674	19	29.659	2:28.455	44	47.609	2:31.128
38	5.833	2:35.315	66	15.791	2:25.940	66	30.428	2:27.595	77	52.325	2:31.076
66	6.269	2:35.751	77	18.538	2:26.751	38	35.031	2:28.906	17	52.750	2:32.089
17	6.694	2:36.176	38	19.117	2:27.768	77	36.007	2:30.395	38	53.147	2:32.539
77	8.027	2:37.509	17	19.456	2:26.827	17	36.072	2:29.559	41	1:20.928	2:32.329
23	8.929	2:38.411	23	31.184	2:31.872	74	55.482	2:31.376	23	1:20.928	2:31.404
74	10.574	2:40.056	74	33.627	2:30.979	23	55.542	2:32.079	74	1:21.470	2:31.701
41	11.115	2:40.597	41	33.796	2:30.367	41	56.552	2:31.339	56	1:41.504	2:34.326
56	13.281	2:42.763	56	44.724	2:33.129	56	1:15.559	2:33.660	93	1:45.762	2:34.555
20	14.420	2:43.902	93	45.837	2:33.717	93	1:16.782	2:34.889	20	2:03.431	2:37.965
93	14.978	2:44.460	20	47.378	2:34.643	20	1:25.188	2:35.956	55	2:04.281	2:37.928
55	16.243	2:45.725	55	49.259	2:35.173	55	1:25.820	2:36.044			

LAP 2 @ 18:01:25.866			LAP 5 @ 18:08:35.281			LAP 8 @ 18:15:45.663			LAP 11 @ 18:23:02.754		
NO	BEHIND	LAP TIME	NO	BEHIND	LAP TIME	NO	BEHIND	LAP TIME	NO	BEHIND	LAP TIME
4		2:24.410	12		2:22.657	12		2:23.316	12		2:26.213
27	0.581	2:24.014	4	0.210	2:23.532	4	1.115	2:24.743	4	1 Lap	2:36.633
12	1.085	2:23.895	27	1.700	2:23.783	89	5.870	2:25.440	89	10.453	2:28.403
89	1.851	2:24.947	89	1.973	2:23.246	27	6.172	2:25.703	27	10.747	2:27.106
85	2.143	2:24.661	85	2.689	2:23.263	85	9.173	2:26.227	85	24.637	2:33.708
44	4.391	2:25.918	44	16.623	2:28.295	19	33.089	2:27.058	19	43.151	2:30.511
19	7.389	2:26.675	19	20.546	2:28.384	66	35.057	2:28.257	66	50.975	2:32.499
66	9.367	2:27.508	66	22.448	2:29.979	44	35.139	2:30.010	44	53.908	2:32.512
38	9.377	2:27.954	77	23.622	2:28.406	38	41.292	2:29.889	17	58.002	2:31.465
17	10.083	2:27.799	17	24.464	2:28.330	17	41.547	2:29.103	38	58.766	2:31.832
77	10.916	2:27.299	38	24.749	2:28.954	77	41.733	2:29.354	77	1:00.418	2:34.306
23	15.026	2:30.507	23	39.203	2:31.341	74	1:05.734	2:33.880	41	1:28.286	2:33.972
74	17.895	2:31.731	74	40.899	2:30.594	41	1:05.931	2:33.007	23	1:28.529	2:33.814
41	18.369	2:31.664	41	41.562	2:31.088	23	1:06.851	2:34.937	74	1:29.462	2:34.205
56	23.311	2:34.440	93	55.277	2:32.762	56	1:24.970	2:33.039	56	1:50.129	2:34.838
20	24.168	2:34.158	56	55.639	2:34.237	93	1:27.882	2:34.728	93	1:55.129	2:35.580
93	24.897	2:34.329	20	1:00.061	2:36.005	20	1:39.382	2:37.822	20	2:15.204	2:37.986
55	25.943	2:34.110	55	1:00.823	2:34.886	55	1:40.050	2:37.858	55	2:16.131	2:38.063

LAP 3 @ 18:03:49.177			LAP 6 @ 18:10:59.411			LAP 9 @ 18:18:11.495			LAP 12 @ 18:25:30.627		
NO	BEHIND	LAP TIME	NO	BEHIND	LAP TIME	NO	BEHIND	LAP TIME	NO	BEHIND	LAP TIME
4		2:23.311	12		2:24.130	12		2:25.832	12		2:27.873
27	0.726	2:23.456	4	0.315	2:24.235	89	6.626	2:26.588	27	10.253	2:27.379
12	0.761	2:22.987	27	1.718	2:24.148	27	7.835	2:27.495	89	11.244	2:28.664
89	2.146	2:23.606	89	1.891	2:24.048	85	11.992	2:28.651	4	1 Lap	2:33.232
85	2.686	2:23.854	85	2.155	2:23.596	19	35.907	2:28.650	85	34.543	2:37.779
44	7.425	2:26.345	44	21.188	2:28.695	66	39.813	2:30.588	19	47.667	2:32.389
19	10.592	2:26.514	19	23.828	2:27.412	44	41.527	2:32.220	66	57.760	2:34.658
66	12.633	2:26.577	66	25.457	2:27.139	38	45.654	2:30.194	44	58.458	2:32.423
38	14.131	2:28.065	77	28.236	2:28.744	17	45.707	2:29.992	17	59.819	2:29.690
77	14.569	2:26.964	38	28.749	2:28.130	77	46.295	2:30.394	38	1:02.544	2:31.651
17	15.411	2:28.639	17	29.137	2:28.803	41	1:13.244	2:33.145	77	1:02.618	2:30.073
23	22.094	2:30.379	23	46.087	2:31.014	23	1:14.570	2:33.551	41	1:34.800	2:34.387
74	25.430	2:30.846	74	46.730	2:29.961	74	1:14.815	2:34.913	74	1:35.646	2:34.057
41	26.211	2:31.153	41	47.837	2:30.405	56	1:32.224	2:33.086	56	2:00.241	2:37.985
56	34.377	2:34.377	93	1:04.517	2:33.370	93	1:36.253	2:34.203	93	2:05.545	2:38.289
93	34.902	2:33.316	56	1:04.523	2:33.014	20	1:50.512	2:36.962	20	2:25.812	2:38.481
20	35.517	2:34.660	20	1:11.856	2:35.925	55	1:51.399	2:37.181	55	2:27.510	2:39.252
55	36.868	2:34.236	55	1:12.400	2:35.707	4	2:21.952	4:46.669 P			

ESBK - Campeonato de España de Superbikes

ESBK - Moto4

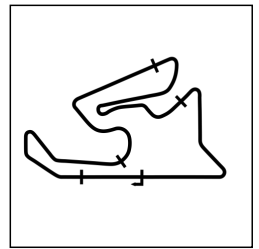
Carrera 1 - POSITION CHART

No	Name	Lap Pos	Lap											
			1	2	3	4	5	6	7	8	9	10	11	12
4	AZLAN	1	4	4	4	4	12	12	4	12	12	12	12	12
12	FLORIAN	2	27	27	27	12	4	4	12	4	89	89	89	27
89	RUZ	3	89	12	12	27	27	27	89	89	27	27	27	89
19	GOUKER	4	12	89	89	89	89	89	27	27	85	85	85	85
27	MICHELIN	5	85	85	85	85	85	85	85	85	19	19	19	19
85	ZARAGOZA	6	44	44	44	44	44	44	19	66	66	66	66	66
66	TURETTA	7	19	19	19	19	19	19	66	44	44	44	44	44
44	CASADEI	8	38	66	66	66	66	66	44	38	77	17	17	17
17	LACHIEZE	9	66	38	38	77	77	77	38	38	17	17	38	38
77	INACIO	10	17	17	77	38	17	38	77	17	77	38	77	77
20	COULOM	11	77	77	17	17	38	17	17	77	41	41	41	41
38	ARNOLD	12	23	23	23	23	23	23	74	74	23	23	23	74
23	LUPO JR.	13	74	74	74	74	74	74	23	41	74	74	74	56
74	VALERO	14	41	41	41	41	41	41	23	56	56	56	56	93
56	GARDNER	15	56	56	56	56	93	93	56	56	93	93	93	20
93	SRIPETCHSUWAN	16	20	20	93	93	56	56	93	93	20	20	20	55
55	DE MELO	17	93	93	20	20	20	20	20	20	55	55	55	55
41	MAIOROV	18	55	55	55	55	55	55	55	55	4	4	4	4

ESBK - Campeonato de España de Superbikes

ESBK - Moto4

Carrera 1 - SECTOR ANALYSIS



SECTOR 1 = FL to I1, SECTOR 2 = I1 to I2 SECTOR 3 = I2 to I3, SECTOR 4 = I3 to FL, DIFF = Difference To Personal Best Lap, P = Crossed Finish Line in Pit Lane

P1 12		FRANÇOIS FLORIAN				BeOn - MECAPROJECT TEAM ADO			
IDEAL LAP TIME : 2:22.041		BEST LAP TIME : 2:22.657		DIFFERENCE : 0.616					
LAP	SECTOR 1	SECTOR 2	SECTOR 3	SECTOR 4	SPEED TRAP	LAP TIME	KPH	DIFF	TIME OF DAY
1 -		30.754	41.748	35.320	136,0	2:31.082	102,77	8.425	17:59:03.056
2 -	36.969	30.804	41.251	34.871	159,6	2:23.895	107,90	1.238	18:01:26.951
3 -	36.579	30.438	41.153	34.817	158,4	2:22.987	108,58	0.330	18:03:49.938
4 -	36.846	30.373	40.713	34.754	151,7	2:22.686 (2)	108,81	0.029	18:06:12.624
5 -	36.559	30.271	40.864	34.963	153,4	2:22.657 (1)	108,84		18:08:35.281
6 -	36.896	30.916	41.200	35.118	151,1	2:24.130	107,72	1.473	18:10:59.411
7 -	36.921	30.253	40.809	34.953	149,4	2:22.936 (3)	108,62	0.279	18:13:22.347
8 -	36.415	30.159	41.349	35.393	156,5	2:23.316	108,33	0.659	18:15:45.663
9 -	37.509	31.058	41.509	35.756	152,3	2:25.832	106,47	3.175	18:18:11.495
10 -	37.134	30.700	41.817	35.395	151,1	2:25.046	107,04	2.389	18:20:36.541
11 -	37.382	31.188	42.110	35.533	149,4	2:26.213	106,19	3.556	18:23:02.754
12 -	37.757	31.241	42.664	36.211	149,4	2:27.873	105,00	5.216	18:25:30.627

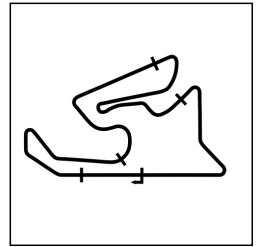
P2 27		RICCARDO MICHIELIN				BeOn - ASPAR KSB TECHNICAL ACADEMY			
IDEAL LAP TIME : 2:22.998		BEST LAP TIME : 2:23.295		DIFFERENCE : 0.297					
LAP	SECTOR 1	SECTOR 2	SECTOR 3	SECTOR 4	SPEED TRAP	LAP TIME	KPH	DIFF	TIME OF DAY
1 -		30.386	41.291	35.159	137,5	2:30.459	103,19	7.164	17:59:02.433
2 -	37.070	30.595	41.253	35.096	152,3	2:24.014	107,81	0.719	18:01:26.447
3 -	36.970	30.562	41.050	34.874	152,8	2:23.456 (2)	108,23	0.161	18:03:49.903
4 -	36.746	30.500	41.108	34.941	152,8	2:23.295 (1)	108,35		18:06:13.198
5 -	36.884	30.487	41.371	35.041	154,6	2:23.783 (3)	107,98	0.488	18:08:36.981
6 -	37.201	30.394	41.259	35.294	152,3	2:24.148	107,71	0.853	18:11:01.129
7 -	37.194	30.328	41.439	36.042	151,1	2:25.003	107,07	1.708	18:13:26.132
8 -	37.643	30.997	41.522	35.541	150,5	2:25.703	106,56	2.408	18:15:51.835
9 -	37.148	31.103	42.829	36.415	156,5	2:27.495	105,27	4.200	18:18:19.330
10 -	37.634	31.208	42.518	35.705	152,8	2:27.065	105,57	3.770	18:20:46.395
11 -	37.616	31.125	42.363	36.002	152,3	2:27.106	105,54	3.811	18:23:13.501
12 -	37.883	31.375	42.396	35.725	155,2	2:27.379	105,35	4.084	18:25:40.880

P3 89		ERIC RUZ				BeOn - IGAXTEAM			
IDEAL LAP TIME : 2:22.538		BEST LAP TIME : 2:22.685		DIFFERENCE : 0.147					
LAP	SECTOR 1	SECTOR 2	SECTOR 3	SECTOR 4	SPEED TRAP	LAP TIME	KPH	DIFF	TIME OF DAY
1 -		30.798	41.685	35.266	138,4	2:30.796	102,96	8.111	17:59:02.770
2 -	36.850	31.041	41.738	35.318	156,5	2:24.947	107,12	2.262	18:01:27.717
3 -	36.726	30.555	40.857	35.468	155,2	2:23.606 (3)	108,12	0.921	18:03:51.323
4 -	36.552	30.530	40.812	34.791	155,9	2:22.685 (1)	108,81		18:06:14.008
5 -	36.543	30.588	41.106	35.009	155,9	2:23.246 (2)	108,39	0.561	18:08:37.254
6 -	36.405	30.725	41.695	35.223	156,5	2:24.048	107,78	1.363	18:11:01.302
7 -	36.557	30.745	41.795	35.694	155,2	2:24.791	107,23	2.106	18:13:26.093
8 -	37.144	31.021	41.757	35.518	152,3	2:25.440	106,75	2.755	18:15:51.533
9 -	37.176	31.554	42.089	35.769	153,4	2:26.588	105,92	3.903	18:18:18.121
10 -	37.049	31.358	42.661	35.615	154,0	2:26.683	105,85	3.998	18:20:44.804
11 -	37.517	31.568	43.406	35.912	153,4	2:28.403	104,62	5.718	18:23:13.207
12 -	37.639	31.877	43.181	35.967	153,4	2:28.664	104,44	5.979	18:25:41.871

ESBK - Campeonato de España de Superbikes

ESBK - Moto4

Carrera 1 - SECTOR ANALYSIS



SECTOR 1 = FL to I1, SECTOR 2 = I1 to I2 SECTOR 3 = I2 to I3, SECTOR 4 = I3 to FL, DIFF = Difference To Personal Best Lap, P = Crossed Finish Line in Pit Lane

P4 85		ENZO ZARAGOZA				BeOn - IGAXTEAM			
IDEAL LAP TIME : 2:22.490		BEST LAP TIME : 2:22.844		DIFFERENCE : 0.354					
LAP	SECTOR 1	SECTOR 2	SECTOR 3	SECTOR 4	SPEED TRAP	LAP TIME	KPH	DIFF	TIME OF DAY
1 -		30.680	41.742	35.073	141,4	2:31.374	102,57	8.530	17:59:03.348
2 -	36.949	30.950	41.623	35.139	159,6	2:24.661	107,33	1.817	18:01:28.009
3 -	36.715	30.640	41.335	35.164	159,0	2:23.854	107,93	1.010	18:03:51.863
4 -	36.374	30.623	41.149	34.698	157,1	2:22.844 (1)	108,69		18:06:14.707
5 -	36.261	30.467	41.467	35.068	156,5	2:23.263 (2)	108,37	0.419	18:08:37.970
6 -	36.710	30.382	41.560	34.944	153,4	2:23.596 (3)	108,12	0.752	18:11:01.566
7 -	38.508	31.035	42.058	35.442	150,5	2:27.043	105,59	4.199	18:13:28.609
8 -	37.313	30.998	42.322	35.594	152,3	2:26.227	106,18	3.383	18:15:54.836
9 -	37.693	31.676	43.242	36.040	152,8	2:28.651	104,45	5.807	18:18:23.487
10 -	37.988	31.785	43.534	36.889	153,4	2:30.196	103,37	7.352	18:20:53.683
11 -	38.667	32.910	44.751	37.380	151,7	2:33.708	101,01	10.864	18:23:27.391
12 -	39.691	33.723	46.494	37.871	151,7	2:37.779	98,40	14.935	18:26:05.170

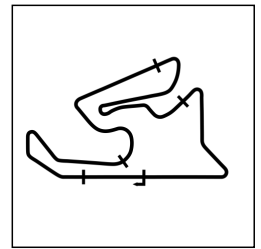
P5 19		NATHAN THOMAS GOUKER				BeOn -			
IDEAL LAP TIME : 2:25.635		BEST LAP TIME : 2:26.514		DIFFERENCE : 0.879					
LAP	SECTOR 1	SECTOR 2	SECTOR 3	SECTOR 4	SPEED TRAP	LAP TIME	KPH	DIFF	TIME OF DAY
1 -		31.382	41.943	36.613	130,2	2:34.606	100,42	8.092	17:59:06.580
2 -	37.975	30.741	41.965	35.994	147,7	2:26.675 (2)	105,85	0.161	18:01:33.255
3 -	37.595	30.530	41.807	36.582	149,4	2:26.514 (1)	105,97		18:03:59.769
4 -	37.751	30.478	43.250	36.195	147,2	2:27.674	105,14	1.160	18:06:27.443
5 -	38.332	30.620	43.348	36.084	147,2	2:28.384	104,63	1.870	18:08:55.827
6 -	37.827	31.047	42.495	36.043	147,2	2:27.412	105,32	0.898	18:11:23.239
7 -	38.408	31.359	42.698	35.990	146,1	2:28.455	104,58	1.941	18:13:51.694
8 -	37.564	31.514	42.194	35.786	149,4	2:27.058 (3)	105,58	0.544	18:16:18.752
9 -	38.118	31.243	42.902	36.387	147,2	2:28.650	104,45	2.136	18:18:47.402
10 -	38.146	31.280	42.543	36.023	150,0	2:27.992	104,91	1.478	18:21:15.394
11 -	38.047	31.772	43.854	36.838	148,3	2:30.511	103,16	3.997	18:23:45.905
12 -	39.042	32.293	44.346	36.708	147,7	2:32.389	101,88	5.875	18:26:18.294

P6 66		TOMAS TURETTA				BeOn - ALMA RACING TEAM			
IDEAL LAP TIME : 2:25.608		BEST LAP TIME : 2:25.940		DIFFERENCE : 0.332					
LAP	SECTOR 1	SECTOR 2	SECTOR 3	SECTOR 4	SPEED TRAP	LAP TIME	KPH	DIFF	TIME OF DAY
1 -		30.952	42.496	36.313	132,8	2:35.751	99,68	9.811	17:59:07.725
2 -	37.888	31.305	42.278	36.037	153,4	2:27.508	105,26	1.568	18:01:35.233
3 -	38.199	30.979	41.927	35.472	151,1	2:26.577 (2)	105,92	0.637	18:04:01.810
4 -	37.549	30.660	42.130	35.601	151,1	2:25.940 (1)	106,39		18:06:27.750
5 -	38.221	31.001	44.558	36.199	152,3	2:29.979	103,52	4.039	18:08:57.729
6 -	37.995	30.875	42.441	35.828	150,0	2:27.139 (3)	105,52	1.199	18:11:24.868
7 -	38.313	30.679	42.653	35.950	150,0	2:27.595	105,19	1.655	18:13:52.463
8 -	37.937	31.089	42.826	36.405	151,7	2:28.257	104,72	2.317	18:16:20.720
9 -	38.682	31.225	43.864	36.817	148,8	2:30.588	103,10	4.648	18:18:51.308
10 -	38.595	31.347	43.399	36.581	150,5	2:29.922	103,56	3.982	18:21:21.230
11 -	39.085	31.923	44.266	37.225	148,8	2:32.499	101,81	6.559	18:23:53.729
12 -	39.615	32.030	45.129	37.884	148,8	2:34.658	100,39	8.718	18:26:28.387

ESBK - Campeonato de España de Superbikes

ESBK - Moto4

Carrera 1 - SECTOR ANALYSIS



SECTOR 1 = FL to I1, SECTOR 2 = I1 to I2 SECTOR 3 = I2 to I3, SECTOR 4 = I3 to FL, DIFF = Difference To Personal Best Lap, P = Crossed Finish Line in Pit Lane

P7 44		LEONARDO CASADEI				BeOn - IGAXTEAM			
IDEAL LAP TIME : 2:25.416		BEST LAP TIME : 2:25.918		DIFFERENCE : 0.502					
LAP	SECTOR 1	SECTOR 2	SECTOR 3	SECTOR 4	SPEED TRAP	LAP TIME	KPH	DIFF	TIME OF DAY
1 -		31.197	41.870	34.984	134,2	2:32.365	101,90	6.447	17:59:04.339
2 -	37.365	31.372	41.905	35.276	151,7	2:25.918 (1)	106,40		18:01:30.257
3 -	37.440	31.383	42.151	35.371	149,4	2:26.345 (2)	106,09	0.427	18:03:56.602
4 -	37.972	31.316	42.375	35.344	148,8	2:27.007 (3)	105,61	1.089	18:06:23.609
5 -	38.009	31.952	42.773	35.561	147,7	2:28.295	104,70	2.377	18:08:51.904
6 -	38.145	32.015	42.702	35.833	146,1	2:28.695	104,42	2.777	18:11:20.599
7 -	38.801	32.441	43.285	35.666	141,4	2:30.193	103,37	4.275	18:13:50.792
8 -	38.381	31.926	43.037	36.666	146,1	2:30.010	103,50	4.092	18:16:20.802
9 -	38.961	32.861	44.019	36.379	147,2	2:32.220	102,00	6.302	18:18:53.022
10 -	38.715	32.523	43.918	35.972	150,0	2:31.128	102,73	5.210	18:21:24.150
11 -	39.112	32.842	44.231	36.327	147,7	2:32.512	101,80	6.594	18:23:56.662
12 -	39.325	32.761	44.170	36.167	147,2	2:32.423	101,86	6.505	18:26:29.085

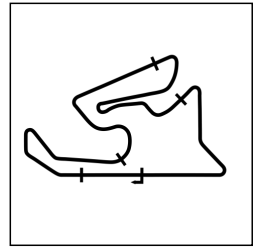
P8 17		SOANE LACHIEZE				BeOn - BRS			
IDEAL LAP TIME : 2:26.578		BEST LAP TIME : 2:26.827		DIFFERENCE : 0.249					
LAP	SECTOR 1	SECTOR 2	SECTOR 3	SECTOR 4	SPEED TRAP	LAP TIME	KPH	DIFF	TIME OF DAY
1 -		31.451	42.292	36.260	138,9	2:36.176	99,41	9.349	17:59:08.150
2 -	37.970	31.457	42.152	36.220	152,3	2:27.799 (2)	105,05	0.972	18:01:35.949
3 -	38.619	31.618	42.316	36.086	152,3	2:28.639	104,45	1.812	18:04:04.588
4 -	37.726	31.568	41.885	35.648	150,0	2:26.827 (1)	105,74		18:06:31.415
5 -	37.978	31.319	42.853	36.180	152,8	2:28.330 (3)	104,67	1.503	18:08:59.745
6 -	38.484	31.394	42.418	36.507	150,5	2:28.803	104,34	1.976	18:11:28.548
7 -	38.055	31.561	43.710	36.233	150,0	2:29.559	103,81	2.732	18:13:58.107
8 -	38.180	31.496	42.970	36.457	151,7	2:29.103	104,13	2.276	18:16:27.210
9 -	38.279	31.784	43.874	36.055	149,4	2:29.992	103,51	3.165	18:18:57.202
10 -	38.351	31.652	44.964	37.122	154,0	2:32.089	102,09	5.262	18:21:29.291
11 -	38.357	32.400	44.012	36.696	150,5	2:31.465	102,51	4.638	18:24:00.756
12 -	38.537	31.876	43.196	36.081	148,3	2:29.690	103,72	2.863	18:26:30.446

P9 38		ALESSIO ARNOLD				- FULLMOTO SQUADRA CORSE			
IDEAL LAP TIME : 2:26.960		BEST LAP TIME : 2:27.768		DIFFERENCE : 0.808					
LAP	SECTOR 1	SECTOR 2	SECTOR 3	SECTOR 4	SPEED TRAP	LAP TIME	KPH	DIFF	TIME OF DAY
1 -		31.158	42.487	36.222	138,9	2:35.315	99,96	7.547	17:59:07.289
2 -	38.214	31.279	42.159	36.302	153,4	2:27.954 (2)	104,94	0.186	18:01:35.243
3 -	38.034	31.164	42.763	36.104	153,4	2:28.065 (3)	104,86	0.297	18:04:03.308
4 -	37.811	31.217	42.908	35.832	152,8	2:27.768 (1)	105,07		18:06:31.076
5 -	38.009	31.478	42.753	36.714	152,8	2:28.954	104,23	1.186	18:09:00.030
6 -	37.934	31.340	42.699	36.157	155,2	2:28.130	104,81	0.362	18:11:28.160
7 -	38.217	31.497	43.192	36.000	154,0	2:28.906	104,27	1.138	18:13:57.066
8 -	38.249	31.823	43.479	36.338	153,4	2:29.889	103,58	2.121	18:16:26.955
9 -	38.191	31.807	43.598	36.598	152,3	2:30.194	103,37	2.426	18:18:57.149
10 -	38.635	31.585	44.506	37.813	154,0	2:32.539	101,78	4.771	18:21:29.688
11 -	38.862	31.893	44.306	36.771	154,0	2:31.832	102,26	4.064	18:24:01.520
12 -	38.660	31.874	44.414	36.703	153,4	2:31.651	102,38	3.883	18:26:33.171

ESBK - Campeonato de España de Superbikes

ESBK - Moto4

Carrera 1 - SECTOR ANALYSIS



SECTOR 1 = FL to I1, SECTOR 2 = I1 to I2 SECTOR 3 = I2 to I3, SECTOR 4 = I3 to FL, DIFF = Difference To Personal Best Lap, P = Crossed Finish Line in Pit Lane

P10 77		ALEXANDRE MIGUEL INACIO				BeOn - TEAM MOTOCLUBE LOULÉ			
IDEAL LAP TIME : 2:26.413		BEST LAP TIME : 2:26.751		DIFFERENCE : 0.338					
LAP	SECTOR 1	SECTOR 2	SECTOR 3	SECTOR 4	SPEED TRAP	LAP TIME	KPH	DIFF	TIME OF DAY
1 -		32.034	43.110	35.587	136,0	2:37.509	98,57	10.758	17:59:09.483
2 -	37.673	31.486	42.377	35.763	157,1	2:27.299 (3)	105,41	0.548	18:01:36.782
3 -	37.735	31.007	42.332	35.890	156,5	2:26.964 (2)	105,65	0.213	18:04:03.746
4 -	37.687	31.154	42.509	35.401	159,0	2:26.751 (1)	105,80		18:06:30.497
5 -	37.770	31.615	43.048	35.973	155,9	2:28.406	104,62	1.655	18:08:58.903
6 -	37.903	31.647	43.274	35.920	157,1	2:28.744	104,38	1.993	18:11:27.647
7 -	38.152	32.039	43.907	36.297	154,0	2:30.395	103,24	3.644	18:13:58.042
8 -	38.017	31.488	43.542	36.307	154,6	2:29.354	103,95	2.603	18:16:27.396
9 -	37.957	31.867	43.908	36.662	157,1	2:30.394	103,24	3.643	18:18:57.790
10 -	38.269	31.834	44.012	36.961	159,6	2:31.076	102,77	4.325	18:21:28.866
11 -	38.446	32.788	46.682	36.390	153,4	2:34.306	100,62	7.555	18:24:03.172
12 -	37.951	32.483	43.540	36.099	154,0	2:30.073	103,46	3.322	18:26:33.245

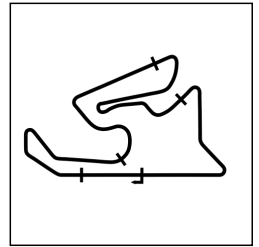
P11 41		IVAN MAIOROV				BeOn -			
IDEAL LAP TIME : 2:30.162		BEST LAP TIME : 2:30.367		DIFFERENCE : 0.205					
LAP	SECTOR 1	SECTOR 2	SECTOR 3	SECTOR 4	SPEED TRAP	LAP TIME	KPH	DIFF	TIME OF DAY
1 -		32.681	44.151	36.376	129,4	2:40.597	96,68	10.230	17:59:12.571
2 -	38.786	32.786	43.652	36.440	147,7	2:31.664	102,37	1.297	18:01:44.235
3 -	38.379	32.361	44.226	36.187	146,6	2:31.153	102,72	0.786	18:04:15.388
4 -	38.264	32.303	43.703	36.097	147,2	2:30.367 (1)	103,25		18:06:45.755
5 -	38.565	32.786	43.624	36.113	141,9	2:31.088 (3)	102,76	0.721	18:09:16.843
6 -	38.234	32.401	43.528	36.242	148,3	2:30.405 (2)	103,23	0.038	18:11:47.248
7 -	38.541	32.525	44.065	36.208	145,0	2:31.339	102,59	0.972	18:14:18.587
8 -	38.797	32.859	44.870	36.481	147,2	2:33.007	101,47	2.640	18:16:51.594
9 -	38.545	33.317	44.549	36.734	141,4	2:33.145	101,38	2.778	18:19:24.739
10 -	38.404	32.882	44.069	36.974	145,0	2:32.329	101,92	1.962	18:21:57.068
11 -	38.942	32.995	45.137	36.898	145,5	2:33.972	100,84	3.605	18:24:31.040
12 -	39.702	32.525	44.210	37.950	145,0	2:34.387	100,57	4.020	18:27:05.427

P12 74		FERMIN VALERO				BeOn - ASPAR KSB TECHNICAL ACADEMY			
IDEAL LAP TIME : 2:29.684		BEST LAP TIME : 2:29.961		DIFFERENCE : 0.277					
LAP	SECTOR 1	SECTOR 2	SECTOR 3	SECTOR 4	SPEED TRAP	LAP TIME	KPH	DIFF	TIME OF DAY
1 -		32.498	44.022	36.367	135,6	2:40.056	97,00	10.095	17:59:12.030
2 -	39.084	32.521	43.841	36.285	147,7	2:31.731	102,33	1.770	18:01:43.761
3 -	38.466	32.315	43.899	36.166	147,2	2:30.846 (3)	102,93	0.885	18:04:14.607
4 -	38.005	32.331	43.906	36.737	148,3	2:30.979	102,84	1.018	18:06:45.586
5 -	38.218	32.118	43.719	36.539	146,1	2:30.594 (2)	103,10	0.633	18:09:16.180
6 -	37.883	32.061	43.574	36.443	146,6	2:29.961 (1)	103,53		18:11:46.141
7 -	38.544	32.374	43.927	36.531	147,7	2:31.376	102,57	1.415	18:14:17.517
8 -	39.585	32.639	45.016	36.640	145,5	2:33.880	100,90	3.919	18:16:51.397
9 -	39.163	33.665	45.310	36.775	137,9	2:34.913	100,22	4.952	18:19:26.310
10 -	38.290	32.299	44.406	36.706	151,7	2:31.701	102,35	1.740	18:21:58.011
11 -	39.081	32.531	45.803	36.790	151,1	2:34.205	100,68	4.244	18:24:32.216
12 -	38.872	32.605	45.292	37.288	148,8	2:34.057	100,78	4.096	18:27:06.273

ESBK - Campeonato de España de Superbikes

ESBK - Moto4

Carrera 1 - SECTOR ANALYSIS



SECTOR 1 = FL to I1, SECTOR 2 = I1 to I2 SECTOR 3 = I2 to I3, SECTOR 4 = I3 to FL, DIFF = Difference To Personal Best Lap, P = Crossed Finish Line in Pit Lane

P13 56		SAM LORIS GARDNER			CORSE FACTORY -				
IDEAL LAP TIME : 2:32.293		BEST LAP TIME : 2:33.014			DIFFERENCE : 0.721				
LAP	SECTOR 1	SECTOR 2	SECTOR 3	SECTOR 4	SPEED TRAP	LAP TIME	KPH	DIFF	TIME OF DAY
1 -		33.180	44.671	37.126	135,1	2:42.763	95,39	9.749	17:59:14.737
2 -	39.297	32.989	45.026	37.128	151,1	2:34.440	100,53	1.426	18:01:49.177
3 -	39.562	32.638	44.655	37.522	148,8	2:34.377	100,57	1.363	18:04:23.554
4 -	39.682	32.259	44.316	36.872	150,0	2:33.129	101,39	0.115	18:06:56.683
5 -	39.511	32.870	44.897	36.959	147,2	2:34.237	100,66	1.223	18:09:30.920
6 -	39.347	32.888	43.865	36.914	153,4	2:33.014 (1)	101,47		18:12:03.934
7 -	39.394	32.418	44.560	37.288	147,2	2:33.660	101,04	0.646	18:14:37.594
8 -	39.311	32.286	44.246	37.196	147,7	2:33.039 (2)	101,45	0.025	18:17:10.633
9 -	39.378	32.400	44.211	37.097	148,8	2:33.086 (3)	101,42	0.072	18:19:43.719
10 -	39.766	32.672	44.550	37.338	150,0	2:34.326	100,61	1.312	18:22:18.045
11 -	39.652	32.572	44.822	37.792	148,8	2:34.838	100,27	1.824	18:24:52.883
12 -	39.915	33.080	45.715	39.275	148,8	2:37.985	98,28	4.971	18:27:30.868

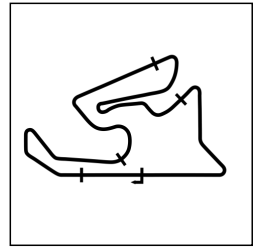
P14 93		TANUTCHANON SRIPETCHSUWAN			- FRANDO RACING VHC TEAM LIQUI MOLY				
IDEAL LAP TIME : 2:32.176		BEST LAP TIME : 2:32.762			DIFFERENCE : 0.586				
LAP	SECTOR 1	SECTOR 2	SECTOR 3	SECTOR 4	SPEED TRAP	LAP TIME	KPH	DIFF	TIME OF DAY
1 -		32.654	44.766	37.134	138,9	2:44.460	94,41	11.698	17:59:16.434
2 -	39.301	32.548	45.086	37.394	147,7	2:34.329	100,60	1.567	18:01:50.763
3 -	39.049	32.576	44.293	37.398	154,0	2:33.316 (2)	101,27	0.554	18:04:24.079
4 -	39.706	32.283	44.432	37.296	152,3	2:33.717	101,00	0.955	18:06:57.796
5 -	38.857	32.380	44.102	37.423	150,0	2:32.762 (1)	101,64		18:09:30.558
6 -	39.117	32.783	43.902	37.568	149,4	2:33.370 (3)	101,23	0.608	18:12:03.928
7 -	40.053	32.640	44.640	37.556	147,7	2:34.889	100,24	2.127	18:14:38.817
8 -	39.805	33.202	44.045	37.676	151,1	2:34.728	100,34	1.966	18:17:13.545
9 -	39.025	32.302	44.600	38.276	151,1	2:34.203	100,69	1.441	18:19:47.748
10 -	39.210	33.027	44.910	37.408	153,4	2:34.555	100,46	1.793	18:22:22.303
11 -	39.589	33.285	45.388	37.318	150,5	2:35.580	99,79	2.818	18:24:57.883
12 -	40.121	33.668	45.478	39.022	147,2	2:38.289	98,09	5.527	18:27:36.172

P15 20		LOUIS COULOM			BeOn -				
IDEAL LAP TIME : 2:33.827		BEST LAP TIME : 2:34.158			DIFFERENCE : 0.331				
LAP	SECTOR 1	SECTOR 2	SECTOR 3	SECTOR 4	SPEED TRAP	LAP TIME	KPH	DIFF	TIME OF DAY
1 -		33.443	45.000	36.979	131,1	2:43.902	94,73	9.744	17:59:15.876
2 -	39.358	32.934	44.867	36.999	148,3	2:34.158 (1)	100,72		18:01:50.034
3 -	39.427	33.078	44.926	37.229	148,3	2:34.660 (3)	100,39	0.502	18:04:24.694
4 -	39.628	33.001	44.556	37.458	148,8	2:34.643 (2)	100,40	0.485	18:06:59.337
5 -	39.801	33.532	44.923	37.749	144,0	2:36.005	99,52	1.847	18:09:35.342
6 -	39.549	33.499	45.409	37.468	144,0	2:35.925	99,57	1.767	18:12:11.267
7 -	39.508	33.818	45.005	37.625	144,0	2:35.956	99,55	1.798	18:14:47.223
8 -	39.975	33.949	45.998	37.900	144,0	2:37.822	98,38	3.664	18:17:25.045
9 -	39.937	33.178	46.044	37.803	144,5	2:36.962	98,92	2.804	18:20:02.007
10 -	39.836	34.144	46.257	37.728	144,5	2:37.965	98,29	3.807	18:22:39.972
11 -	40.283	33.715	45.910	38.078	143,4	2:37.986	98,27	3.828	18:25:17.958
12 -	40.659	33.999	45.497	38.326	142,9	2:38.481	97,97	4.323	18:27:56.439

ESBK - Campeonato de España de Superbikes

ESBK - Moto4

Carrera 1 - SECTOR ANALYSIS



SECTOR 1 = FL to I1, SECTOR 2 = I1 to I2 SECTOR 3 = I2 to I3, SECTOR 4 = I3 to FL, DIFF = Difference To Personal Best Lap, P = Crossed Finish Line in Pit Lane

P16 55		GONÇALO DE MELO			MIR RACING -				
IDEAL LAP TIME : 2:33.466		BEST LAP TIME : 2:34.110			DIFFERENCE : 0.644				
LAP	SECTOR 1	SECTOR 2	SECTOR 3	SECTOR 4	SPEED TRAP	LAP TIME	KPH	DIFF	TIME OF DAY
1 -		33.643			135,1	2:45.725	93,68	11.615	17:59:17.699
2 -	39.525	32.989			148,8	2:34.110 (1)	100,75		18:01:51.809
3 -	39.722	33.379	43.859	37.276	147,7	2:34.236 (2)	100,66	0.126	18:04:26.045
4 -	39.800	33.522			148,8	2:35.173	100,06	1.063	18:07:01.218
5 -	39.365	32.966	44.454	38.101	145,0	2:34.886 (3)	100,24	0.776	18:09:36.104
6 -	39.820	33.232	44.907	37.748	145,0	2:35.707	99,71	1.597	18:12:11.811
7 -	39.725	33.661	44.812	37.846	146,1	2:36.044	99,50	1.934	18:14:47.855
8 -	40.210	33.803	45.769	38.076	147,7	2:37.858	98,35	3.748	18:17:25.713
9 -	40.352	33.319	45.570	37.940	148,3	2:37.181	98,78	3.071	18:20:02.894
10 -	40.221	33.800	45.764	38.143	148,3	2:37.928	98,31	3.818	18:22:40.822
11 -	40.740	33.389	45.328	38.606	145,0	2:38.063	98,23	3.953	18:25:18.885
12 -	40.266	34.008	45.813	39.165	144,0	2:39.252	97,49	5.142	18:27:58.137

P17 4		QABIL IRFAN AZLAN			CORSE FACTORY - FRANDO RACING VHC TEAM				
IDEAL LAP TIME : 2:21.696		BEST LAP TIME : 2:22.309			DIFFERENCE : 0.613				
LAP	SECTOR 1	SECTOR 2	SECTOR 3	SECTOR 4	SPEED TRAP	LAP TIME	KPH	DIFF	TIME OF DAY
1 -		30.430	41.417	35.020	137,5	2:29.482	103,87	7.173	17:59:01.456
2 -	37.092	30.533	41.873	34.912	150,0	2:24.410	107,51	2.101	18:01:25.866
3 -	36.920	30.605	41.050	34.736	151,1	2:23.311 (3)	108,34	1.002	18:03:49.177
4 -	36.842	30.655	40.735	34.550	152,3	2:22.782 (2)	108,74	0.473	18:06:11.959
5 -	36.841	30.459	41.462	34.770	150,5	2:23.532	108,17	1.223	18:08:35.491
6 -	36.805	30.615	41.764	35.051	154,6	2:24.235	107,64	1.926	18:10:59.726
7 -	36.177	30.343	40.978	34.811	157,1	2:22.309 (1)	109,10		18:13:22.035
8 -	36.458	30.234	42.245	35.806	151,1	2:24.743	107,27	2.434	18:15:46.778
9 -	37.057	30.932	41.689	IN PIT	152,3	4:46.669 P	54,16	2:24.360	18:20:33.447
10 -	OUTLAP	32.728	43.793	37.061	131,1	2:36.633	99,12	14.324	18:23:10.080
11 -	41.825	31.723	42.992	36.692	141,9	2:33.232	101,32	10.923	18:25:43.312

P18 23		ANTHONY LUPO JR.			BeOn -				
IDEAL LAP TIME : 2:29.698		BEST LAP TIME : 2:30.379			DIFFERENCE : 0.681				
LAP	SECTOR 1	SECTOR 2	SECTOR 3	SECTOR 4	SPEED TRAP	LAP TIME	KPH	DIFF	TIME OF DAY
1 -		31.891	43.267	36.772	134,6	2:38.411	98,01	8.032	17:59:10.385
2 -	38.564	32.080	42.979	36.884	151,1	2:30.507 (2)	103,16	0.128	18:01:40.892
3 -	38.485	32.275	42.792	36.827	150,0	2:30.379 (1)	103,25		18:04:11.271
4 -	39.301	32.665	43.126	36.780	149,4	2:31.872	102,23	1.493	18:06:43.143
5 -	38.889	32.374	43.044	37.034	147,2	2:31.341	102,59	0.962	18:09:14.484
6 -	38.719	32.472	42.936	36.887	148,8	2:31.014 (3)	102,81	0.635	18:11:45.498
7 -	38.891	32.332	43.581	37.275	147,7	2:32.079	102,09	1.700	18:14:17.577
8 -	39.320	32.768	45.868	36.981	149,4	2:34.937	100,21	4.558	18:16:52.514
9 -	38.550	32.862	44.661	37.478	152,3	2:33.551	101,11	3.172	18:19:26.065
10 -	38.243	32.369	43.917	36.875	154,0	2:31.404	102,55	1.025	18:21:57.469
11 -	39.104	32.841	45.005	36.864	142,4	2:33.814	100,94	3.435	18:24:31.283

ESBK - Campeonato de España de Superbikes

ESBK - Moto4

Carrera 1 - STATISTICS

Competitors Started	18
Planned Start	2024-10-26 @ 17:30:00.000
Actual Start	2024-10-26 @ 17:56:31.973
Finish Time	2024-10-26 @ 18:25:30.626
Track Length	4,313km
Total Laps	214
Total Distance Covered	922,982km

Session Fastest Lap History

NO	NAME	LAP TIME	TIME OF DAY	LAP	VEHICLE
4	QABIL IRFAN AZLAN	2:29.482	17:59:01.449	1	CORSE FACTORY
4	QABIL IRFAN AZLAN	2:24.410	18:01:25.859	2	CORSE FACTORY
27	RICCARDO MICHIELIN	2:24.014	18:01:26.441	2	BeOn
12	FRANÇOIS FLORIAN	2:23.895	18:01:26.943	2	BeOn
4	QABIL IRFAN AZLAN	2:23.311	18:03:49.170	3	CORSE FACTORY
12	FRANÇOIS FLORIAN	2:22.987	18:03:49.938	3	BeOn
4	QABIL IRFAN AZLAN	2:22.782	18:06:11.952	4	CORSE FACTORY
12	FRANÇOIS FLORIAN	2:22.686	18:06:12.616	4	BeOn
89	ERIC RUZ	2:22.685	18:06:13.999	4	BeOn
12	FRANÇOIS FLORIAN	2:22.657	18:08:35.273	5	BeOn
4	QABIL IRFAN AZLAN	2:22.309	18:13:22.028	7	CORSE FACTORY

Session Leader History

NO	NAME	FROM LAP	LAPS LED	DISTANCE	VEHICLE
4	QABIL IRFAN AZLAN	1	4	17,25 km	CORSE FACTORY
12	FRANÇOIS FLORIAN	5	2	8,62 km	BeOn
4	QABIL IRFAN AZLAN	7	1	4,31 km	CORSE FACTORY
12	FRANÇOIS FLORIAN	8	5	21,56 km	BeOn

Flag History

TYPE	TIME OF DAY
GREEN	17:56:31.973
FINISH	18:25:30.626

Flag Statistics

TYPE	COUNT	TOTAL LAPS	TOTAL TIME
Green	1	12	33:47.200
Red	0	0	0.000
Safety Car	0	0	0.000
FCY	0	0	0.000