



ESBK - Campeonato de España de Superbikes SuperBIKE



Round 7
Circuito de Navarra
25th - 27th October 2024



Timing & Results Provided by Timing Solutions Ltd

www.tsl-timing.com

CIRCUIT DATA

Circuito de
Navarra



1 Nº CURVA - TURN NUMBER

SL STARTING LINE

FINISH

Int 1 INTERMEDIATE 1

Int 2 INTERMEDIATE 2

Int 3 INTERMEDIATE 3

SC1 SAFETY CAR 1

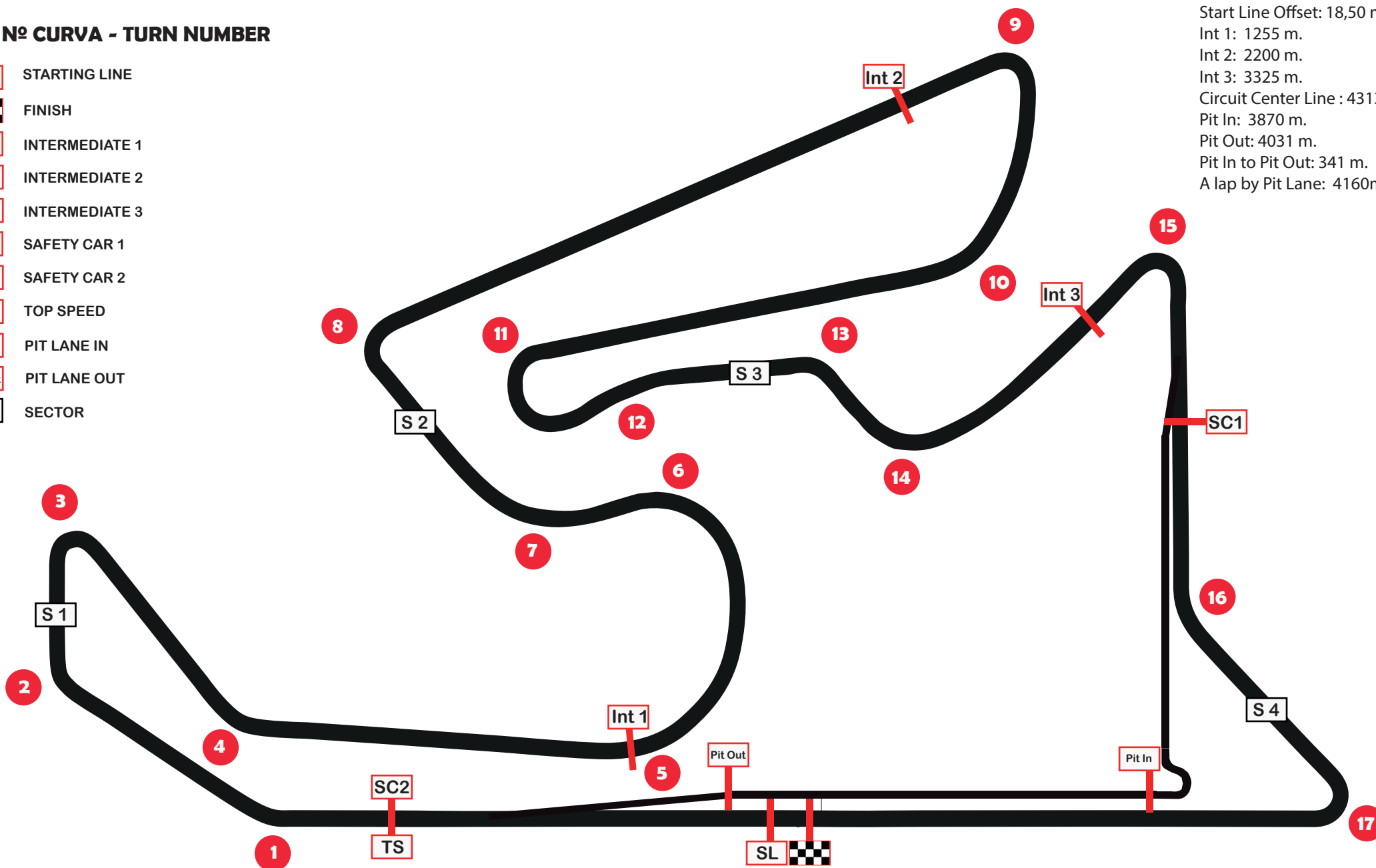
SC2 SAFETY CAR 2

TS TOP SPEED

Pit In PIT LANE IN

Pit Out PIT LANE OUT

S SECTOR



Start Line Offset: 18,50 m
Int 1: 1255 m.
Int 2: 2200 m.
Int 3: 3325 m.
Circuit Center Line : 4313 m.
Pit In: 3870 m.
Pit Out: 4031 m.
Pit In to Pit Out: 341 m.
A lap by Pit Lane: 4160m.

ESBK - Campeonato de Espana de Superbikes

ESBK - SBK

Libres 1 - CLASSIFICATION

POS	NO	CL	PIC	NAME	NAT	ENTRY	TIME	ON	LAPS	GAP	DIFF	KPH
1	44	SBK	1	STEVEN ODENDAAL	ZAF	YAMAHA - NEW2 PROJECT	2:04.117	8	8			125,09
2	94	SBK	2	FACUNDO LLAMBIAS	ESP	KAWASAKI -	2:05.353	7	7	1.236	1.236	123,86
3	21	STCK1000	1	EDUARDO MONTERO	ESP	- TEAM HONDA LAGLISSE	2:06.806	6	6	2.689	1.453	122,44
4	10	SBK	3	UNAI ORRADRE	ESP	- TEAM HONDA LAGLISSE	2:06.953	7	7	2.836	0.147	122,30
5	33	STCK1000	2	DANIEL VALLE	ESP	YAMAHA -	2:07.614	3	3	3.497	0.661	121,67
6	53	SBK	4	ESTEVE RABAT	ESP	KAWASAKI -	2:08.065	7	8	3.948	0.451	121,24
7	1	SBK	5	IVO LOPES	PRT	- BMW EASYRACE TEAM	2:08.164	6	6	4.047	0.099	121,14
8	12	SBK	6	BORJA GOMEZ	ESP	- TEAM HONDA LAGLISSE	2:08.584	4	5	4.467	0.420	120,75
9	37	STCK1000	3	COREY TINKER	GBR	YAMAHA -	2:09.227	7	7	5.110	0.643	120,15
10	26	STCK1000	4	DANIEL SAEZ	ESP	YAMAHA - ALMA RACING TEAM	2:09.395	5	7	5.278	0.168	119,99
11	13	SBK	7	VILLE VALTONEN	FIN	-	2:10.554	7	7	6.437	1.159	118,93
12	93	SBK	8	MATHIAS POULSEN	DNK	YAMAHA -	2:13.966	6	6	9.849	3.412	115,90
13	4	STCK1000	5	JAVIER ARTIME	ESP	YAMAHA - CERBA PROMORACING TEAM	2:15.970	8	8	11.853	2.004	114,19
14	38	STCK1000	6	OLA NESBAKKEN	ESP	YAMAHA - YAMAHA TEAM SCANDINAVIA	2:16.361	5	6	12.244	0.391	113,86
15	57	STCK1000	7	DORIAN DA-RE	FRA	-	2:19.691	6	6	15.574	3.330	111,15
16	83	SBK	9	YERAY RUIZ	ESP	YAMAHA - MSR RACING	2:22.093	2	3	17.976	2.402	109,27
17	52	STCK1000	8	GUILLEM ERILL	ESP	KAWASAKI - DEZA-BOX 77 RACING TEAM	2:27.114	4	7	22.997	5.021	105,54
18	82	STCK1000	9	RETO WIEDERKEHR	CHE	-	2:27.918	8	9	23.801	0.804	104,96

Weather / Track : Rain / Wet

These results are provisional until the conclusion of any judicial and technical matters.

Date: 25/10/2024 Start: 11:40 Finish: 12:10

Circuito de Navarra: 4,313 km

Race Director:

Stewards:

Timekeeper:

 Results can be found at www.tsl-timing.com

Printed - 12:14 viernes, viernes, 25 de octubre de 2024

ESBK - Campeonato de Espana de Superbikes

ESBK - SBK

Libres 1 - SECTOR ANALYSIS

SECTOR 1 = FL to I1, SECTOR 2 = I1 to I2 SECTOR 3 = I2 to I3, SECTOR 4 = I3 to FL, DIFF = Difference To Personal Best Lap, P = Crossed Finish Line in Pit Lane

P1 44 SBK STEVEN ODENDAAL		YAMAHA - NEW2 PROJECT							
IDEAL LAP TIME : 2:04.117		BEST LAP TIME : 2:04.117		DIFFERENCE : 0.000					
LAP	SECTOR 1	SECTOR 2	SECTOR 3	SECTOR 4	SPEED TRAP	LAP TIME	KPH	DIFF	TIME OF DAY
1 -	OUTLAP	30.754	41.622	31.068	142,9	2:25.199	106,93	21.082	11:53:12.187
2 -	33.770	28.820	39.255	29.540	178,3	2:11.385	118,17	7.268	11:55:23.572
3 -	33.604	27.892	38.675	29.391	186,7	2:09.562	119,84	5.445	11:57:33.134
4 -	32.927	27.726	38.021	29.114	185,9	2:07.788	121,50	3.671	11:59:40.922
5 -	32.125	27.551	37.736	28.743	198,0	2:06.155	123,07	2.038	12:01:47.077
6 -	31.491	27.321	37.454	28.609	195,0	2:04.875 (2)	124,33	0.758	12:03:51.952
7 -	31.628	27.516	37.263	28.593	195,0	2:05.000 (3)	124,21	0.883	12:05:56.952
8 -	31.331	27.044	37.160	28.582	204,1	2:04.117 (1)	125,09		12:08:01.069

P2 94 SBK FACUNDO LLAMBIAS		KAWASAKI -							
IDEAL LAP TIME : 2:05.353		BEST LAP TIME : 2:05.353		DIFFERENCE : 0.000					
LAP	SECTOR 1	SECTOR 2	SECTOR 3	SECTOR 4	SPEED TRAP	LAP TIME	KPH	DIFF	TIME OF DAY
1 -	OUTLAP	31.259	42.919	31.196	127,3	2:29.163	104,09	23.810	11:55:02.158
2 -	33.896	28.963	40.514	29.739	180,0	2:13.112	116,64	7.759	11:57:15.270
3 -	32.491	27.705	38.536	29.288	198,9	2:08.020 (3)	121,28	2.667	11:59:23.290
4 -	34.326	28.678	39.833	IN PIT	167,7	5:58.727 P	43,28	3:53.374	12:05:22.017
5 -	OUTLAP	28.309	38.903	31.348	162,2	2:18.144	112,39	12.791	12:07:40.161
6 -	32.049	27.664	38.293	29.362	204,1	2:07.368 (2)	121,90	2.015	12:09:47.529
7 -	31.409	27.133	37.972	28.839	214,0	2:05.353 (1)	123,86		12:11:52.882

P3 21 STCK100 EDUARDO MONTERO		- TEAM HONDA LAGLISSE							
IDEAL LAP TIME : 2:06.645		BEST LAP TIME : 2:06.806		DIFFERENCE : 0.161					
LAP	SECTOR 1	SECTOR 2	SECTOR 3	SECTOR 4	SPEED TRAP	LAP TIME	KPH	DIFF	TIME OF DAY
1 -	OUTLAP	33.225	47.998	32.728	62,6	2:46.520	93,24	39.714	11:59:05.031
2 -	34.930	29.692	42.116	30.971	177,5	2:17.709	112,75	10.903	12:01:22.740
3 -	33.535	28.873	40.797	30.021	186,7	2:13.226	116,54	6.420	12:03:35.966
4 -	33.311	28.467	40.001	29.516	180,0	2:11.295 (3)	118,25	4.489	12:05:47.261
5 -	32.527	27.883	38.685	28.834	192,2	2:07.929 (2)	121,37	1.123	12:07:55.190
6 -	31.688	27.572	38.551	28.995	204,1	2:06.806 (1)	122,44		12:10:01.996

P4 10 SBK UNAI ORRADRE		- TEAM HONDA LAGLISSE							
IDEAL LAP TIME : 2:06.825		BEST LAP TIME : 2:06.953		DIFFERENCE : 0.128					
LAP	SECTOR 1	SECTOR 2	SECTOR 3	SECTOR 4	SPEED TRAP	LAP TIME	KPH	DIFF	TIME OF DAY
1 -	OUTLAP	33.007	44.231	32.452	150,5	2:32.642	101,72	25.689	11:58:46.163
2 -	37.427	30.412	41.433	31.103	192,2	2:20.375	110,60	13.422	12:01:06.538
3 -	34.618	29.556	40.501	30.664	180,8	2:15.339	114,72	8.386	12:03:21.877
4 -	33.372	28.938	39.770	30.001	197,0	2:12.081	117,55	5.128	12:05:33.958
5 -	32.650	28.306	39.369	29.500	203,0	2:09.825 (3)	119,59	2.872	12:07:43.783
6 -	32.277	28.845	38.431	28.991	210,6	2:08.544 (2)	120,78	1.591	12:09:52.327
7 -	31.813	27.988	38.033	29.119	209,5	2:06.953 (1)	122,30		12:11:59.280

P5 33 STCK100 DANIEL VALLE		YAMAHA -							
IDEAL LAP TIME : 2:07.569		BEST LAP TIME : 2:07.614		DIFFERENCE : 0.045					
LAP	SECTOR 1	SECTOR 2	SECTOR 3	SECTOR 4	SPEED TRAP	LAP TIME	KPH	DIFF	TIME OF DAY
1 -	OUTLAP	29.455	41.892	30.540	132,8	2:22.350	109,07	14.736	12:02:46.151
2 -	33.077	28.615	39.483	29.540	191,3	2:10.715 (2)	118,78	3.101	12:04:56.866
3 -	31.698	27.659	38.672	29.585	209,5	2:07.614 (1)	121,67		12:07:04.480

ESBK - Campeonato de Espana de Superbikes

ESBK - SBK

Libres 1 - SECTOR ANALYSIS

SECTOR 1 = FL to I1, SECTOR 2 = I1 to I2 SECTOR 3 = I2 to I3, SECTOR 4 = I3 to FL, DIFF = Difference To Personal Best Lap, P = Crossed Finish Line in Pit Lane

P6 53 SBK ESTEVE RABAT		KAWASAKI -							
IDEAL LAP TIME : 2:07.954		BEST LAP TIME : 2:08.065			DIFFERENCE : 0.111				
LAP	SECTOR 1	SECTOR 2	SECTOR 3	SECTOR 4	SPEED TRAP	LAP TIME	KPH	DIFF	TIME OF DAY
1 -	OUTLAP	36.742	50.236	35.930	125,3	2:50.798	90,90	42.733	11:54:49.084
2 -	39.140	33.172	47.776	34.986	153,4	2:35.074	100,12	27.009	11:57:24.158
3 -	34.407	30.443	42.309	30.758	189,4	2:17.917	112,58	9.852	11:59:42.075
4 -	33.740	29.253	40.836	30.066	174,4	2:13.895	115,96	5.830	12:01:55.970
5 -	33.721	28.981	39.723	29.753	180,0	2:12.178	117,46	4.113	12:04:08.148
6 -	32.604	28.383	39.084	29.393	205,1	2:09.464 (2)	119,93	1.399	12:06:17.612
7 -	31.996	27.817	39.120	29.132	203,0	2:08.065 (1)	121,24		12:08:25.677
8 -	31.921	28.041	41.180	29.431	195,0	2:10.573 (3)	118,91	2.508	12:10:36.250

P7 1 SBK IVO LOPES		- BMW EASYRACE TEAM							
IDEAL LAP TIME : 2:08.164		BEST LAP TIME : 2:08.164			DIFFERENCE : 0.000				
LAP	SECTOR 1	SECTOR 2	SECTOR 3	SECTOR 4	SPEED TRAP	LAP TIME	KPH	DIFF	TIME OF DAY
1 -	OUTLAP	31.618	44.308	32.553	112,8	2:33.931	100,86	25.767	11:58:58.717
2 -	34.583	32.323	41.878	31.396	169,2	2:20.180	110,76	12.016	12:01:18.897
3 -	34.320	29.664	41.365	30.419	185,0	2:15.768	114,36	7.604	12:03:34.665
4 -	32.812	28.893	40.011	29.748	194,1	2:11.464 (2)	118,10	3.300	12:05:46.129
5 -	36.874	28.658	39.289	29.421	204,1	2:14.242 (3)	115,66	6.078	12:08:00.371
6 -	32.144	27.908	39.180	28.932	198,0	2:08.164 (1)	121,14		12:10:08.535

P8 12 SBK BORJA GOMEZ		- TEAM HONDA LAGLISSE							
IDEAL LAP TIME : 2:08.373		BEST LAP TIME : 2:08.584			DIFFERENCE : 0.211				
LAP	SECTOR 1	SECTOR 2	SECTOR 3	SECTOR 4	SPEED TRAP	LAP TIME	KPH	DIFF	TIME OF DAY
1 -	OUTLAP	34.973	44.988	32.453	127,7	2:41.843	95,93	33.259	12:01:23.522
2 -	35.295	29.358	40.918	29.891	174,4	2:15.462	114,62	6.878	12:03:38.984
3 -	33.239	28.137	39.528	29.405	180,8	2:10.309 (2)	119,15	1.725	12:05:49.293
4 -	32.642	27.621	38.977	29.344	190,3	2:08.584 (1)	120,75		12:07:57.877
5 -	32.431	31.526	39.757	29.360	189,4	2:13.074 (3)	116,67	4.490	12:10:10.951

P9 37 STCK100 COREY TINKER		YAMAHA -							
IDEAL LAP TIME : 2:08.714		BEST LAP TIME : 2:09.227			DIFFERENCE : 0.513				
LAP	SECTOR 1	SECTOR 2	SECTOR 3	SECTOR 4	SPEED TRAP	LAP TIME	KPH	DIFF	TIME OF DAY
1 -	OUTLAP	32.201	44.024	32.518	121,8	2:44.205	94,55	34.978	11:58:28.540
2 -	35.344	29.610	41.677	30.797	159,6	2:17.428	112,98	8.201	12:00:45.968
3 -	34.517	28.961	40.294	29.813	169,2	2:13.585	116,23	4.358	12:02:59.553
4 -	34.131	28.518	39.637	29.768	187,6	2:12.054	117,57	2.827	12:05:11.607
5 -	34.252	28.199	39.418	29.280	172,9	2:11.149 (3)	118,39	1.922	12:07:22.756
6 -	33.320	28.137	38.919	29.427	179,1	2:09.803 (2)	119,61	0.576	12:09:32.559
7 -	32.882	27.837	39.432	29.076	186,7	2:09.227 (1)	120,15		12:11:41.786

P10 26 STCK100 DANIEL SAEZ		YAMAHA - ALMA RACING TEAM							
IDEAL LAP TIME : 2:08.972		BEST LAP TIME : 2:09.395			DIFFERENCE : 0.423				
LAP	SECTOR 1	SECTOR 2	SECTOR 3	SECTOR 4	SPEED TRAP	LAP TIME	KPH	DIFF	TIME OF DAY
1 -	OUTLAP	30.659	42.510	31.140	135,1	2:25.948	106,38	16.553	11:56:01.351
2 -	34.391	28.997	41.190	30.133	174,4	2:14.711	115,26	5.316	11:58:16.062
3 -	33.105	28.675	39.571	29.126	186,7	2:10.477 (2)	119,00	1.082	12:00:26.539
4 -	33.008	28.502	39.810	29.472	196,0	2:10.792 (3)	118,71	1.397	12:02:37.331
5 -	32.805	28.022	39.163	29.405	198,9	2:09.395 (1)	119,99		12:04:46.726
6 -	33.050	28.012	39.572	IN PIT	208,4	3:01.196 P	85,69	51.801	12:07:47.922
7 -	OUTLAP	29.649	39.029	29.579	170,6	2:15.523	114,56	6.128	12:10:03.445

ESBK - Campeonato de Espana de Superbikes

ESBK - SBK

Libres 1 - SECTOR ANALYSIS

SECTOR 1 = FL to I1, SECTOR 2 = I1 to I2 SECTOR 3 = I2 to I3, SECTOR 4 = I3 to FL, DIFF = Difference To Personal Best Lap, P = Crossed Finish Line in Pit Lane

P11 13 SBK		VILLE VALTONEN		-					
IDEAL LAP TIME : 2:10.554		BEST LAP TIME : 2:10.554		DIFFERENCE : 0.000					
LAP	SECTOR 1	SECTOR 2	SECTOR 3	SECTOR 4	SPEED TRAP	LAP TIME	KPH	DIFF	TIME OF DAY
1 -	OUTLAP	34.695	44.935	32.478	111,5	2:41.232	96,30	30.678	11:51:36.633
2 -	36.681	30.124	42.482	30.827	162,9	2:20.114	110,81	9.560	11:53:56.747
3 -	34.826	30.028	41.025	30.608	180,8	2:16.487	113,76	5.933	11:56:13.234
4 -	33.923	28.757	40.436	30.715	185,0	2:13.831	116,01	3.277	11:58:27.065
5 -	33.360	28.599	40.544	30.133	198,0	2:12.636 (3)	117,06	2.082	12:00:39.701
6 -	33.169	28.926	39.817	29.624	193,1	2:11.536 (2)	118,04	0.982	12:02:51.237
7 -	32.708	28.516	39.772	29.558	197,0	2:10.554 (1)	118,93		12:05:01.791

P12 93 SBK		MATHIAS POULSEN		YAMAHA -					
IDEAL LAP TIME : 2:13.966		BEST LAP TIME : 2:13.966		DIFFERENCE : 0.000					
LAP	SECTOR 1	SECTOR 2	SECTOR 3	SECTOR 4	SPEED TRAP	LAP TIME	KPH	DIFF	TIME OF DAY
1 -	OUTLAP	32.601	46.238	33.567	46,4	2:47.747	92,56	33.781	11:56:27.031
2 -	36.566	31.780	45.811	IN PIT	176,0	4:10.209 P	62,05	1:56.243	12:00:37.240
3 -	OUTLAP	31.197	43.920	32.083	49,7	2:35.248	100,01	21.282	12:03:12.488
4 -	34.819	30.102	42.273	31.275	191,3	2:18.469 (3)	112,13	4.503	12:05:30.957
5 -	33.769	29.406	41.751	30.620	198,0	2:15.546 (2)	114,55	1.580	12:07:46.503
6 -	33.108	29.298	41.224	30.336	206,2	2:13.966 (1)	115,90		12:10:00.469

P13 4 STCK100		JAVIER ARTIME		YAMAHA - CERBA PROMORACING TEAM					
IDEAL LAP TIME : 2:15.677		BEST LAP TIME : 2:15.970		DIFFERENCE : 0.293					
LAP	SECTOR 1	SECTOR 2	SECTOR 3	SECTOR 4	SPEED TRAP	LAP TIME	KPH	DIFF	TIME OF DAY
1 -	OUTLAP	36.156	50.558	35.757	104,2	2:55.196	88,62	39.226	11:54:05.042
2 -	39.960	32.516	45.684	33.726	157,1	2:31.886	102,22	15.916	11:56:36.928
3 -	37.686	31.486	44.818	32.532	166,3	2:26.522	105,96	10.552	11:59:03.450
4 -	35.484	30.224	43.168	31.982	183,3	2:20.858	110,23	4.888	12:01:24.308
5 -	35.345	31.428	43.492	31.312	176,0	2:21.577	109,67	5.607	12:03:45.885
6 -	35.208	29.829	42.243	31.154	176,7	2:18.434 (3)	112,16	2.464	12:06:04.319
7 -	34.470	29.560	41.444	30.916	190,3	2:16.390 (2)	113,84	0.420	12:08:20.709
8 -	34.763	29.402	40.955	30.850	193,1	2:15.970 (1)	114,19		12:10:36.679

P14 38 STCK100		OLA NESBAKKEN		YAMAHA - YAMAHA TEAM SCANDINAVIA					
IDEAL LAP TIME : 2:15.438		BEST LAP TIME : 2:16.361		DIFFERENCE : 0.923					
LAP	SECTOR 1	SECTOR 2	SECTOR 3	SECTOR 4	SPEED TRAP	LAP TIME	KPH	DIFF	TIME OF DAY
1 -	OUTLAP	34.490	51.461	34.833	123,7	2:50.803	90,90	34.442	11:55:21.283
2 -	38.235	31.997	45.032	32.994	178,3	2:28.258	104,72	11.897	11:57:49.541
3 -	35.537	31.033	42.897	32.105	204,1	2:21.572	109,67	5.211	12:00:11.113
4 -	34.466	30.285	42.557	31.743	211,7	2:19.051 (2)	111,66	2.690	12:02:30.164
5 -	33.689	30.289	41.563	30.820	212,9	2:16.361 (1)	113,86		12:04:46.525
6 -	34.498	29.366	44.614	32.326	217,5	2:20.804 (3)	110,27	4.443	12:07:07.329

P15 57 STCK100		DORIAN DA-RE		-					
IDEAL LAP TIME : 2:19.453		BEST LAP TIME : 2:19.691		DIFFERENCE : 0.238					
LAP	SECTOR 1	SECTOR 2	SECTOR 3	SECTOR 4	SPEED TRAP	LAP TIME	KPH	DIFF	TIME OF DAY
1 -	OUTLAP	36.390	50.057	34.540	110,3	2:51.744	90,40	32.053	11:55:34.188
2 -	39.173	33.853	46.964	33.455	143,4	2:33.445	101,18	13.754	11:58:07.633
3 -	37.631	32.965	44.825	32.490	162,9	2:27.911	104,97	8.220	12:00:35.544
4 -	36.226	31.756	43.910	31.687	175,2	2:23.579 (3)	108,14	3.888	12:02:59.123
5 -	35.523	30.999	43.358	31.493	183,3	2:21.373 (2)	109,82	1.682	12:05:20.496
6 -	34.885	30.665	42.410	31.731	190,3	2:19.691 (1)	111,15		12:07:40.187

P16 83 SBK		YERAY RUIZ		YAMAHA - MSR RACING					
IDEAL LAP TIME : 2:21.435		BEST LAP TIME : 2:22.093		DIFFERENCE : 0.658					
LAP	SECTOR 1	SECTOR 2	SECTOR 3	SECTOR 4	SPEED TRAP	LAP TIME	KPH	DIFF	TIME OF DAY
1 -	OUTLAP	31.992	44.709	32.472	151,1	2:32.999	101,48	10.906	12:05:10.577
2 -	36.321	31.115	43.128	31.529	181,6	2:22.093 (1)	109,27		12:07:32.670
3 -			42.470	31.783	181,6	2:32.622 (2)	101,73	10.529	12:10:05.292

ESBK - Campeonato de Espana de Superbikes

ESBK - SBK

Libres 1 - SECTOR ANALYSIS

SECTOR 1 = FL to I1, SECTOR 2 = I1 to I2 SECTOR 3 = I2 to I3, SECTOR 4 = I3 to FL, DIFF = Difference To Personal Best Lap, P = Crossed Finish Line in Pit Lane

P17 52 STCK100 GUILLEM ERILL		KAWASAKI - DEZA-BOX 77 RACING TEAM							
IDEAL LAP TIME : 2:25.268		BEST LAP TIME : 2:27.114		DIFFERENCE : 1.846					
LAP	SECTOR 1	SECTOR 2	SECTOR 3	SECTOR 4	SPEED TRAP	LAP TIME	KPH	DIFF	TIME OF DAY
1 -	OUTLAP	34.988	51.233	36.842	131,5	2:51.253	90,66	24.139	11:53:49.888
2 -	40.316	33.893	47.149	34.515	152,8	2:35.873	99,61	8.759	11:56:25.761
3 -	37.263	32.727	46.348	33.551	180,8	2:29.889 (3)	103,58	2.775	11:58:55.650
4 -	37.006	32.913	44.509	32.686	178,3	2:27.114 (1)	105,54		12:01:22.764
5 -	36.320	31.753	45.434	IN PIT	185,9	3:20.387 P	77,48	53.273	12:04:43.151
6 -	OUTLAP	32.165	45.253	33.050	142,9	2:31.843	102,25	4.729	12:07:14.994
7 -	36.915	32.884	44.759	33.401	186,7	2:27.959 (2)	104,93	0.845	12:09:42.953

P18 82 STCK100 RETO WIEDERKEHR		-							
IDEAL LAP TIME : 2:27.524		BEST LAP TIME : 2:27.918		DIFFERENCE : 0.394					
LAP	SECTOR 1	SECTOR 2	SECTOR 3	SECTOR 4	SPEED TRAP	LAP TIME	KPH	DIFF	TIME OF DAY
1 -	OUTLAP	35.521	48.679	35.292	100,5	2:51.850	90,35	23.932	11:51:43.573
2 -	40.879	33.204	46.908	33.959	141,9	2:34.950	100,20	7.032	11:54:18.523
3 -	39.842	32.560	45.951	33.648	139,9	2:32.001	102,14	4.083	11:56:50.524
4 -	38.902	32.273	47.155	34.044	148,8	2:32.374	101,89	4.456	11:59:22.898
5 -	38.934	32.881	46.658	33.334	151,7	2:31.807	102,27	3.889	12:01:54.705
6 -	38.625	32.447	45.524	32.979	140,9	2:29.575	103,80	1.657	12:04:24.280
7 -	38.301	32.328	45.150	33.260	155,9	2:29.039 (3)	104,17	1.121	12:06:53.319
8 -	37.471	32.113	45.203	33.131	158,4	2:27.918 (1)	104,96		12:09:21.237
9 -	37.853	31.950	45.322	32.953	154,6	2:28.078 (2)	104,85	0.160	12:11:49.315

ESBK - Campeonato de Espana de Superbikes

ESBK - SBK

Libres 1 - BEST SECTORS

SECTOR 1				SECTOR 2				SECTOR 3				SECTOR 4				IDEAL / BEST COMPARISON			
POS	NO	NAME	TIME	NO	NAME	TIME	NO	NAME	TIME	NO	NAME	TIME	POS	NO	NAME	IDEAL	BEST	DIFF	
																PERFECT LAP 2:04.117			
1	44	ODENDAA	31.331	44	ODENDAA	27.044	44	ODENDAA	37.160	44	ODENDAA	28.582	1	44	ODENDAAL	2:04.117	2:04.117	0.000	
2	94	LLAMBIA	31.409	94	LLAMBIA	27.133	94	LLAMBIA	37.972	21	MONTERC	28.834	2	94	LLAMBIAS	2:05.353	2:05.353	0.000	
3	21	MONTERC	31.688	21	MONTERC	27.572	10	ORRADRE	38.033	94	LLAMBIA	28.839	3	21	MONTERO	2:06.645	2:06.806	0.161	
4	33	VALLE	31.698	12	GOMEZ	27.621	21	MONTERC	38.551	1	LOPES	28.932	4	10	ORRADRE	2:06.825	2:06.953	0.128	
5	10	ORRADRE	31.813	33	VALLE	27.659	33	VALLE	38.672	10	ORRADRE	28.991	5	33	VALLE	2:07.569	2:07.614	0.045	
6	53	RABAT	31.921	53	RABAT	27.817	37	TINKER	38.919	37	TINKER	29.076	6	53	RABAT	2:07.954	2:08.065	0.111	
7	1	LOPES	32.144	37	TINKER	27.837	12	GOMEZ	38.977	26	SAEZ	29.126	7	1	LOPES	2:08.164	2:08.164	0.000	
8	12	GOMEZ	32.431	1	LOPES	27.908	26	SAEZ	39.029	53	RABAT	29.132	8	12	GOMEZ	2:08.373	2:08.584	0.211	
9	13	VALTONE	32.708	10	ORRADRE	27.988	53	RABAT	39.084	12	GOMEZ	29.344	9	37	TINKER	2:08.714	2:09.227	0.513	
10	26	SAEZ	32.805	26	SAEZ	28.012	1	LOPES	39.180	33	VALLE	29.540	10	26	SAEZ	2:08.972	2:09.395	0.423	
11	37	TINKER	32.882	13	VALTONE	28.516	13	VALTONE	39.772	13	VALTONE	29.558	11	13	VALTONEN	2:10.554	2:10.554	0.000	
12	93	POULSEN	33.108	93	POULSEN	29.298	4	ARTIME	40.955	93	POULSEN	30.336	12	93	POULSEN	2:13.966	2:13.966	0.000	
13	38	NESBAKK	33.689	38	NESBAKK	29.366	93	POULSEN	41.224	38	NESBAKK	30.820	13	38	NESBAKKEN	2:15.438	2:16.361	0.923	
14	4	ARTIME	34.470	4	ARTIME	29.402	38	NESBAKK	41.563	4	ARTIME	30.850	14	4	ARTIME	2:15.677	2:15.970	0.293	
15	57	DA-RE	34.885	57	DA-RE	30.665	57	DA-RE	42.410	57	DA-RE	31.493	15	57	DA-RE	2:19.453	2:19.691	0.238	
16	52	ERILL	36.320	83	RUIZ	31.115	83	RUIZ	42.470	83	RUIZ	31.529	16	83	RUIZ	2:21.435	2:22.093	0.658	
17	83	RUIZ	36.321	52	ERILL	31.753	52	ERILL	44.509	52	ERILL	32.686	17	52	ERILL	2:25.268	2:27.114	1.846	
18	82	WIEDERK	37.471	82	WIEDERK	31.950	82	WIEDERK	45.150	82	WIEDERK	32.953	18	82	WIEDERKEHR	2:27.524	2:27.918	0.394	

ESBK - Campeonato de Espana de Superbikes

ESBK - SBK

Libres 1 - BEST SPEEDS

POS	NO	NAME	VMAX	KPH
1	38	NESBAKKEN		217,5
2	94	LLAMBIAS		214,0
3	33	VALLE		214,0
4	10	ORRADRE		210,6
5	26	SAEZ		208,4
6	93	POULSEN		206,2
7	53	RABAT		205,1
8	44	ODENDAAL		204,1
9	21	MONTERO		204,1
10	1	LOPES		204,1
11	13	VALTONEN		198,0
12	4	ARTIME		193,1
13	12	GOMEZ		190,3
14	57	DA-RE		190,3
15	37	TINKER		187,6
16	52	ERILL		186,7
17	83	RUIZ		181,6
18	82	WIEDERKEHR		158,4

ESBK - Campeonato de Espana de Superbikes

ESBK - SBK

Libres 1 - STATISTICS

Competitors Started	18
Planned Start	2024-10-25 @ 11:40:00.000
Actual Start	2024-10-25 @ 11:40:00.000
Finish Time	2024-10-25 @ 12:10:00.000
Track Length	4,313km
Total Laps	116
Total Distance Covered	500,308km

Session Fastest Lap History

NO	CL	NAME	LAP TIME	TIME OF DAY	LAP	VEHICLE
13	SBK	VILLE VALTONEN	2:20.114	11:53:56.742	2	
44	SBK	STEVEN ODENDAAL	2:11.385	11:55:23.568	2	YAMAHA
44	SBK	STEVEN ODENDAAL	2:09.562	11:57:33.129	3	YAMAHA
94	SBK	FACUNDO LLAMBIAS	2:08.020	11:59:23.286	3	KAWASAKI
44	SBK	STEVEN ODENDAAL	2:07.788	11:59:40.917	4	YAMAHA
44	SBK	STEVEN ODENDAAL	2:06.155	12:01:47.073	5	YAMAHA
44	SBK	STEVEN ODENDAAL	2:04.875	12:03:51.947	6	YAMAHA
44	SBK	STEVEN ODENDAAL	2:04.117	12:08:01.065	8	YAMAHA

Flag History

TYPE	TIME OF DAY
GREEN	11:40:00.000
FINISH	12:10:00.000

Flag Statistics

TYPE	COUNT	TOTAL LAPS	TOTAL TIME
Green	1	9	33:09.898
Red	0	0	0.000
Safety Car	0	0	0.000
FCY	0	0	0.000

ESBK - Campeonato de Espana de Superbikes

ESBK - SBK

Libres 1 - STATISTICS

CLASS : SBK

9 Starters

Fastest Lap History

NO	NAME	LAP TIME	TIME OF DAY	LAP	VEHICLE
13	VILLE VALTONEN	2:20.114	11:53:56.742	2	
44	STEVEN ODENDAAL	2:11.385	11:55:23.568	2	YAMAHA
44	STEVEN ODENDAAL	2:09.562	11:57:33.129	3	YAMAHA
94	FACUNDO LLAMBIAS	2:08.020	11:59:23.286	3	KAWASAKI
44	STEVEN ODENDAAL	2:07.788	11:59:40.917	4	YAMAHA
44	STEVEN ODENDAAL	2:06.155	12:01:47.073	5	YAMAHA
44	STEVEN ODENDAAL	2:04.875	12:03:51.947	6	YAMAHA
44	STEVEN ODENDAAL	2:04.117	12:08:01.065	8	YAMAHA

ESBK - Campeonato de Espana de Superbikes

ESBK - SBK

Libres 1 - STATISTICS

CLASS : STCK1000

9 Starters

Fastest Lap History

NO	NAME	LAP TIME	TIME OF DAY	LAP	VEHICLE
82	RETO WIEDERKEHR	2:34.950	11:54:18.541	2	
4	JAVIER ARTIME	2:31.886	11:56:36.922	2	YAMAHA
38	OLA NESBAKKEN	2:28.258	11:57:49.538	2	YAMAHA
26	DANIEL SAEZ	2:14.711	11:58:16.058	2	YAMAHA
26	DANIEL SAEZ	2:10.477	12:00:26.536	3	YAMAHA
26	DANIEL SAEZ	2:09.395	12:04:46.723	5	YAMAHA
33	DANIEL VALLE	2:07.614	12:07:04.474	3	YAMAHA
21	EDUARDO MONTERO	2:06.806	12:10:01.992	6	

ESBK - Campeonato de España de Superbikes

ESBK - SBK

Libres 2 - CLASSIFICATION


POS	NO	CL	PIC	NAME	NAT	ENTRY	TIME	ON	LAPS	GAP	DIFF	KPH
1	94	SBK	1	FACUNDO LLAMBIAS	ESP	KAWASAKI -	1:59.838	8	10			129,56
2	21	STCK1000	1	EDUARDO MONTERO	ESP	- TEAM HONDA LAGLISSE	2:01.538	9	11	1.700	1.700	127,75
3	44	SBK	2	STEVEN ODENDAAL	ZAF	YAMAHA - NEW2 PROJECT	2:02.303	6	10	2.465	0.765	126,95
4	1	SBK	3	IVO LOPES	PRT	- BMW EASYRACE TEAM	2:03.237	9	12	3.399	0.934	125,99
5	10	SBK	4	UNAI ORRADRE	ESP	- TEAM HONDA LAGLISSE	2:03.906	8	11	4.068	0.669	125,31
6	40	SBK	5	ROMAN RAMOS	ESP	KAWASAKI - KAWASAKI PALMETO PL RAC	2:04.876	7	11	5.038	0.970	124,33
7	13	SBK	6	VILLE VALTONEN	FIN	-	2:05.186	8	8	5.348	0.310	124,02
8	53	SBK	7	ESTEVE RABAT	ESP	KAWASAKI -	2:05.499	9	12	5.661	0.313	123,72
9	26	STCK1000	2	DANIEL SAEZ	ESP	YAMAHA - ALMA RACING TEAM	2:05.719	8	11	5.881	0.220	123,50
10	96	STCK1000	3	PACO MORALES	ESP	YAMAHA -	2:06.596	5	6	6.758	0.877	122,64
11	33	STCK1000	4	DANIEL VALLE	ESP	YAMAHA -	2:06.964	9	9	7.126	0.368	122,29
12	37	STCK1000	5	COREY TINKER	GBR	YAMAHA -	2:07.228	9	9	7.390	0.264	122,03
13	12	SBK	8	BORJA GOMEZ	ESP	- TEAM HONDA LAGLISSE	2:07.861	2	2	8.023	0.633	121,43
14	83	STCK1000	6	YERAY RUIZ	ESP	YAMAHA - MSR RACING	2:10.176	8	12	10.338	2.315	119,27
15	93	SBK	9	MATHIAS POULSEN	DNK	YAMAHA -	2:11.780	4	6	11.942	1.604	117,82
16	4	STCK1000	7	JAVIER ARTIME	ESP	YAMAHA - CERBA PROMORACING TEAM	2:11.824	7	12	11.986	0.044	117,78
17	57	STCK1000	8	DORIAN DA-RE	FRA	-	2:13.407	7	7	13.569	1.583	116,38
18	52	STCK1000	9	GUILLEM ERILL	ESP	KAWASAKI - DEZA-BOX 77 RACING TEAM	2:13.559	8	10	13.721	0.152	116,25
19	38	STCK1000	10	OLA NESBAKKEN	ESP	YAMAHA - YAMAHA TEAM SCANDINAVIA	2:15.091	7	8	15.253	1.532	114,93
20	29	STCK1000	11	JUAN JOSE NUÑEZ	ESP	YAMAHA - YAMAHA MS RACING	2:19.814	9	9	19.976	4.723	111,05
21	82	STCK1000	12	RETO WIEDERKEHR	CHE	-	2:20.052	7	7	20.214	0.238	110,86
22	17	STCK1000	13	SAMUEL DIAZ	ESP	-			1			

Weather / Track : Cloudy / Wet

These results are provisional until the conclusion of any judicial and technical matters.

Date: 25/10/2024 Start: 16:30 Finish: 17:00

Circuito de Navarra: 4,313 km

Race Director:	Stewards:	Timekeeper:	
----------------	-----------	-------------	---

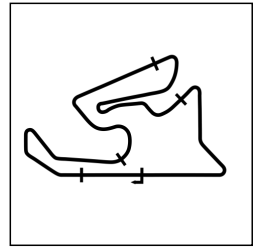
 Results can be found at www.tsl-timing.com

Printed - 17:05 viernes, viernes, 25 de octubre de 2024

ESBK - Campeonato de España de Superbikes

ESBK - SBK

Libres 2 - SECTOR ANALYSIS



SECTOR 1 = FL to I1, SECTOR 2 = I1 to I2 SECTOR 3 = I2 to I3, SECTOR 4 = I3 to FL, DIFF = Difference To Personal Best Lap, P = Crossed Finish Line in Pit Lane

P1		94 SBK		FACUNDO LLAMBIAS		KAWASAKI -			
IDEAL LAP TIME : 1:59.838		BEST LAP TIME : 1:59.838		DIFFERENCE : 0.000					
LAP	SECTOR 1	SECTOR 2	SECTOR 3	SECTOR 4	SPEED TRAP	LAP TIME	KPH	DIFF	TIME OF DAY
1 -	OUTLAP	28.375	40.911	29.269	159,0	2:15.031	114,98	15.193	16:32:50.797
2 -	31.430	26.993	37.686	28.870	207,3	2:04.979	124,23	5.141	16:34:55.776
3 -	30.930	26.948	37.233	28.599	228,9	2:03.710	125,50	3.872	16:36:59.486
4 -	30.495	27.564	40.140	IN PIT	230,2	5:02.298 P	51,36	3:02.460	16:42:01.784
5 -	OUTLAP	27.543	37.638	28.572	160,9	2:10.915	118,60	11.077	16:44:12.699
6 -	30.362	26.648	36.556	28.225	232,9	2:01.791 (3)	127,48	1.953	16:46:14.490
7 -	30.017	26.491	36.492	28.044	232,9	2:01.044 (2)	128,27	1.206	16:48:15.534
8 -	29.665	26.170	36.036	27.967	242,9	1:59.838 (1)	129,56		16:50:15.372
9 -	29.675	27.601	40.225	IN PIT	244,4	6:17.830 P	41,09	4:17.992	16:56:33.202
10 -	OUTLAP	26.734	37.235	28.540	162,9	2:07.815	121,47	7.977	16:58:41.017

P2		21 STCK100		EDUARDO MONTERO		- TEAM HONDA LAGLISSE			
IDEAL LAP TIME : 2:01.386		BEST LAP TIME : 2:01.538		DIFFERENCE : 0.152					
LAP	SECTOR 1	SECTOR 2	SECTOR 3	SECTOR 4	SPEED TRAP	LAP TIME	KPH	DIFF	TIME OF DAY
1 -	OUTLAP	28.404	39.648	29.022	154,0	2:14.854	115,13	13.316	16:32:48.079
2 -	31.516	27.345	38.405	28.592	194,1	2:05.858	123,36	4.320	16:34:53.937
3 -	31.843	27.141	37.840	29.003	206,2	2:05.827	123,39	4.289	16:36:59.764
4 -	31.152	27.322	37.950	27.919	200,0	2:04.343	124,87	2.805	16:39:04.107
5 -	30.722	26.700	37.393	27.921	200,0	2:02.736 (3)	126,50	1.198	16:41:06.843
6 -	30.554	26.550	37.732	28.035	204,1	2:02.871	126,36	1.333	16:43:09.714
7 -	30.506	26.827	38.258	27.899	204,1	2:03.490	125,73	1.952	16:45:13.204
8 -	30.542	26.430	36.968	27.842	208,4	2:01.782 (2)	127,49	0.244	16:47:14.986
9 -	30.615	26.473	36.794	27.656	206,2	2:01.538 (1)	127,75		16:49:16.524
10 -	30.723	27.017	36.937	IN PIT	207,3	6:59.066 P	37,05	4:57.528	16:56:15.590
11 -	OUTLAP	28.525	39.069	28.626	141,4	2:15.037	114,98	13.499	16:58:30.627

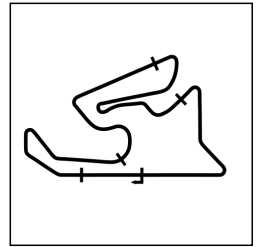
P3		44 SBK		STEVEN ODENDAAL		YAMAHA - NEW2 PROJECT			
IDEAL LAP TIME : 2:02.207		BEST LAP TIME : 2:02.303		DIFFERENCE : 0.096					
LAP	SECTOR 1	SECTOR 2	SECTOR 3	SECTOR 4	SPEED TRAP	LAP TIME	KPH	DIFF	TIME OF DAY
1 -	OUTLAP	28.013	40.214	29.076	171,4	2:12.662	117,04	10.359	16:33:00.195
2 -	31.448	27.518	37.392	28.480	205,1	2:04.838	124,37	2.535	16:35:05.033
3 -	31.388	27.314	37.887	29.728	210,6	2:06.317	122,91	4.014	16:37:11.350
4 -	31.470	27.331	37.493	28.274	207,3	2:04.568	124,64	2.265	16:39:15.918
5 -	30.572	26.906	36.830	28.177	221,2	2:02.485 (2)	126,76	0.182	16:41:18.403
6 -	30.404	26.946	36.747	28.206	221,2	2:02.303 (1)	126,95		16:43:20.706
7 -	30.913	27.174	43.006	IN PIT	210,6	7:15.243 P	35,67	5:12.940	16:50:35.949
8 -	OUTLAP	28.502	41.320	IN PIT	160,3	5:32.737 P	46,66	3:30.434	16:56:08.686
9 -	OUTLAP	27.609	37.749	28.557	152,8	2:10.857	118,65	8.554	16:58:19.543
10 -	30.607	26.879	36.761	28.439	215,2	2:02.686 (3)	126,55	0.383	17:00:22.229

P4		1 SBK		IVO LOPES		- BMW EASYRACE TEAM			
IDEAL LAP TIME : 2:03.237		BEST LAP TIME : 2:03.237		DIFFERENCE : 0.000					
LAP	SECTOR 1	SECTOR 2	SECTOR 3	SECTOR 4	SPEED TRAP	LAP TIME	KPH	DIFF	TIME OF DAY
1 -	OUTLAP	31.292	42.311	30.456	150,0	2:22.238	109,16	19.001	16:33:13.228
2 -	32.385	28.890	40.084	29.405	203,0	2:10.764	118,73	7.527	16:35:23.992
3 -	32.135	27.940	38.449	28.748	208,4	2:07.272	121,99	4.035	16:37:31.264
4 -	31.388	28.627	39.772	28.964	211,7	2:08.751	120,59	5.514	16:39:40.015
5 -	31.409	27.922	38.345	28.912	201,0	2:06.588	122,65	3.351	16:41:46.603
6 -	30.858	27.674	38.335	28.615	216,3	2:05.482	123,73	2.245	16:43:52.085
7 -	30.998	27.710	38.290	28.458	220,0	2:05.456	123,76	2.219	16:45:57.541
8 -	30.866	27.392	37.981	28.283	225,0	2:04.522 (2)	124,69	1.285	16:48:02.063
9 -	30.369	27.142	37.469	28.257	226,2	2:03.237 (1)	125,99		16:50:05.300
10 -	31.181	29.490	39.750	IN PIT	218,7	6:28.942 P	39,92	4:25.705	16:56:34.242
11 -	OUTLAP	29.636	39.020	28.645	151,1	2:14.206	115,69	10.969	16:58:48.448
12 -	31.000	27.301	37.899	28.938	228,9	2:05.138 (3)	124,07	1.901	17:00:53.586

ESBK - Campeonato de España de Superbikes

ESBK - SBK

Libres 2 - SECTOR ANALYSIS



SECTOR 1 = FL to I1, SECTOR 2 = I1 to I2 SECTOR 3 = I2 to I3, SECTOR 4 = I3 to FL, DIFF = Difference To Personal Best Lap, P = Crossed Finish Line in Pit Lane

P5		10 SBK	UNAI ORRADRE		- TEAM HONDA LAGLISSE				
IDEAL LAP TIME : 2:03.697		BEST LAP TIME : 2:03.906		DIFFERENCE : 0.209					
LAP	SECTOR 1	SECTOR 2	SECTOR 3	SECTOR 4	SPEED TRAP	LAP TIME	KPH	DIFF	TIME OF DAY
1 -	OUTLAP	29.344	39.537	29.852	175,2	2:16.837	113,46	12.931	16:32:51.401
2 -	32.094	27.442	38.225	29.193	205,1	2:06.954	122,30	3.048	16:34:58.355
3 -	32.051	27.316	37.716	28.753	205,1	2:05.836	123,38	1.930	16:37:04.191
4 -	31.318	27.479	37.491	28.370	217,5	2:04.658 (3)	124,55	0.752	16:39:08.849
5 -	32.842	28.071	37.879	28.691	204,1	2:07.483	121,79	3.577	16:41:16.332
6 -	31.349	27.409	37.450	28.571	205,1	2:04.779	124,43	0.873	16:43:21.111
7 -	31.299	27.325	38.058	28.477	205,1	2:05.159	124,05	1.253	16:45:26.270
8 -	30.872	27.408	37.292	28.334	220,0	2:03.906 (1)	125,31		16:47:30.176
9 -	31.843	27.491	42.743	IN PIT	209,5	8:35.169 P	30,13	6:31.263	16:56:05.345
10 -	OUTLAP	30.382	39.593	29.103	157,7	2:19.988	110,91	16.082	16:58:25.333
11 -	31.166	27.199	37.390	28.623	215,2	2:04.378 (2)	124,83	0.472	17:00:29.711

P6		40 SBK	ROMAN RAMOS		KAWASAKI - KAWASAKI PALMETO PL RACING				
IDEAL LAP TIME : 2:04.408		BEST LAP TIME : 2:04.876		DIFFERENCE : 0.468					
LAP	SECTOR 1	SECTOR 2	SECTOR 3	SECTOR 4	SPEED TRAP	LAP TIME	KPH	DIFF	TIME OF DAY
1 -	OUTLAP	29.942	44.521	30.728	156,5	2:24.461	107,48	19.585	16:32:55.265
2 -	33.229	28.401	40.308	29.398	198,0	2:11.336	118,22	6.460	16:35:06.601
3 -	32.356	27.588	38.381	29.143	194,1	2:07.468	121,80	2.592	16:37:14.069
4 -	32.179	27.715	38.093	29.537	197,0	2:07.524	121,75	2.648	16:39:21.593
5 -	31.667	27.287	37.812	28.795	201,0	2:05.561	123,65	0.685	16:41:27.154
6 -	32.170	26.938	37.561	28.950	200,0	2:05.619	123,60	0.743	16:43:32.773
7 -	31.228	27.013	37.711	28.924	206,2	2:04.876 (1)	124,33		16:45:37.649
8 -	31.678	27.357	37.616	28.685	207,3	2:05.336 (3)	123,88	0.460	16:47:42.985
9 -	32.980	28.030	41.286	IN PIT	202,0	8:22.649 P	30,88	6:17.773	16:56:05.634
10 -	OUTLAP	27.561	38.141	29.103	165,0	2:11.249	118,30	6.373	16:58:16.883
11 -	31.244	27.222	37.557	29.207	216,3	2:05.230 (2)	123,98	0.354	17:00:22.113

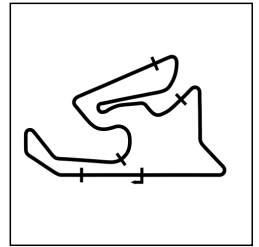
P7		13 SBK	VILLE VALTONEN		-				
IDEAL LAP TIME : 2:04.919		BEST LAP TIME : 2:05.186		DIFFERENCE : 0.267					
LAP	SECTOR 1	SECTOR 2	SECTOR 3	SECTOR 4	SPEED TRAP	LAP TIME	KPH	DIFF	TIME OF DAY
1 -	OUTLAP	29.230	40.668	30.669	139,9	2:20.288	110,67	15.102	16:35:16.662
2 -	33.866	28.652	39.390	29.724	192,2	2:11.632	117,95	6.446	16:37:28.294
3 -	33.052	29.232	39.530	29.194	198,9	2:11.008	118,51	5.822	16:39:39.302
4 -	31.776	27.782	38.302	29.680	207,3	2:07.540	121,74	2.354	16:41:46.842
5 -	32.127	27.772	38.380	29.011	201,0	2:07.290 (3)	121,97	2.104	16:43:54.132
6 -	31.474	27.602	38.352	29.240	210,6	2:06.668 (2)	122,57	1.482	16:46:00.800
7 -	31.304	27.260	39.675	29.501	215,2	2:07.740	121,55	2.554	16:48:08.540
8 -	31.201	27.196	38.123	28.666	217,5	2:05.186 (1)	124,02		16:50:13.726

P8		53 SBK	ESTEVE RABAT		KAWASAKI -				
IDEAL LAP TIME : 2:04.915		BEST LAP TIME : 2:05.499		DIFFERENCE : 0.584					
LAP	SECTOR 1	SECTOR 2	SECTOR 3	SECTOR 4	SPEED TRAP	LAP TIME	KPH	DIFF	TIME OF DAY
1 -	OUTLAP	32.052	44.548	30.277	151,7	2:29.647	103,75	24.148	16:32:37.531
2 -	32.466	29.039	39.925	29.782	206,2	2:11.212	118,33	5.713	16:34:48.743
3 -	31.579	28.133	39.878	29.157	216,3	2:08.747	120,59	3.248	16:36:57.490
4 -	31.178	31.774	39.280	28.952	215,2	2:11.184	118,35	5.685	16:39:08.674
5 -	30.855	27.972	38.341	28.721	220,0	2:05.889	123,33	0.390	16:41:14.563
6 -	30.787	27.782	38.291	28.798	228,9	2:05.658 (2)	123,56	0.159	16:43:20.221
7 -	31.083	28.185	40.298	32.671	218,7	2:12.237	117,41	6.738	16:45:32.458
8 -	31.174	27.682	38.129	28.880	222,4	2:05.865 (3)	123,36	0.366	16:47:38.323
9 -	30.924	27.526	38.375	28.674	222,4	2:05.499 (1)	123,72		16:49:43.822
10 -	37.447	30.069	43.891	IN PIT	172,9	6:36.832 P	39,12	4:31.333	16:56:20.654
11 -	OUTLAP	28.591	38.270	28.517	160,9	2:12.671	117,03	7.172	16:58:33.325
12 -	31.269	27.482	40.102	28.627	227,5	2:07.480	121,79	1.981	17:00:40.805

ESBK - Campeonato de España de Superbikes

ESBK - SBK

Libres 2 - SECTOR ANALYSIS



SECTOR 1 = FL to I1, SECTOR 2 = I1 to I2 SECTOR 3 = I2 to I3, SECTOR 4 = I3 to FL, DIFF = Difference To Personal Best Lap, P = Crossed Finish Line in Pit Lane

P9 26 STCK100 DANIEL SAEZ		YAMAHA - ALMA RACING TEAM							
IDEAL LAP TIME : 2:05.163		BEST LAP TIME : 2:05.719		DIFFERENCE : 0.556					
LAP	SECTOR 1	SECTOR 2	SECTOR 3	SECTOR 4	SPEED TRAP	LAP TIME	KPH	DIFF	TIME OF DAY
1 -	OUTLAP	29.109	40.687	29.743	165,6	2:15.826	114,31	10.107	16:32:52.860
2 -	32.981	28.604	39.161	29.576	200,0	2:10.322	119,14	4.603	16:35:03.182
3 -	32.016	27.947	38.226	29.598	221,2	2:07.787	121,50	2.068	16:37:10.969
4 -	32.806	27.817	38.505	30.046	207,3	2:09.174	120,20	3.455	16:39:20.143
5 -	31.917	27.766	38.202	28.850	206,2	2:06.735 (3)	122,51	1.016	16:41:26.878
6 -	33.281	27.327	37.959	29.028	204,1	2:07.595	121,68	1.876	16:43:34.473
7 -	31.275	27.370	37.888	29.267	220,0	2:05.800 (2)	123,42	0.081	16:45:40.273
8 -	31.488	27.670	37.782	28.779	216,3	2:05.719 (1)	123,50		16:47:45.992
9 -	31.414	28.460	39.706	IN PIT	221,2	8:32.074 P	30,32	6:26.355	16:56:18.066
10 -	OUTLAP	28.417	39.211	28.974	149,4	2:13.539	116,27	7.820	16:58:31.605
11 -	33.893	27.859	40.097	29.314	212,9	2:11.163	118,37	5.444	17:00:42.768

P10 96 STCK100 PACO MORALES		YAMAHA -							
IDEAL LAP TIME : 2:05.873		BEST LAP TIME : 2:06.596		DIFFERENCE : 0.723					
LAP	SECTOR 1	SECTOR 2	SECTOR 3	SECTOR 4	SPEED TRAP	LAP TIME	KPH	DIFF	TIME OF DAY
1 -	OUTLAP	30.268	42.006	30.754	143,4	2:22.773	108,75	16.177	16:33:48.532
2 -	33.757	28.734	40.532	29.508	197,0	2:12.531 (3)	117,15	5.935	16:36:01.063
3 -	33.695	28.706	41.023	29.837	183,3	2:13.261	116,51	6.665	16:38:14.324
4 -	32.732	28.106	39.301	28.845	206,2	2:08.984 (2)	120,37	2.388	16:40:23.308
5 -	31.919	27.687	38.360	28.630	214,0	2:06.596 (1)	122,64		16:42:29.904
6 -	31.691	27.192	39.411	IN PIT	218,7	3:42.375 P	69,82	1:35.779	16:46:12.279

P11 33 STCK100 DANIEL VALLE		YAMAHA -							
IDEAL LAP TIME : 2:06.862		BEST LAP TIME : 2:06.964		DIFFERENCE : 0.102					
LAP	SECTOR 1	SECTOR 2	SECTOR 3	SECTOR 4	SPEED TRAP	LAP TIME	KPH	DIFF	TIME OF DAY
1 -	OUTLAP	28.688	46.930	29.698	136,5	2:26.608	105,90	19.644	16:34:21.644
2 -	32.135	28.415	39.546	29.651	212,9	2:09.747	119,66	2.783	16:36:31.391
3 -	31.896	28.141	39.279	29.329	214,0	2:08.645 (3)	120,69	1.681	16:38:40.036
4 -	31.628	27.890	39.336	29.131	220,0	2:07.985 (2)	121,31	1.021	16:40:48.021
5 -	31.797	27.689	46.347	IN PIT	215,2	8:15.327 P	31,34	6:08.363	16:49:03.348
6 -	OUTLAP	31.898	39.521	29.180	147,7	2:22.716	108,79	15.752	16:51:26.064
7 -	32.406	28.029	39.367	IN PIT	220,0	4:43.040 P	54,85	2:36.076	16:56:09.104
8 -	OUTLAP	28.236	39.007	29.185	161,6	2:13.576	116,23	6.612	16:58:22.680
9 -	31.447	27.636	38.648	29.233	215,2	2:06.964 (1)	122,29		17:00:29.644

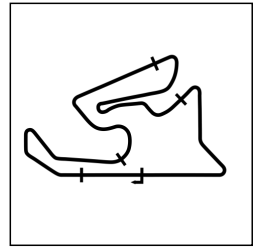
P12 37 STCK100 COREY TINKER		YAMAHA -							
IDEAL LAP TIME : 2:07.043		BEST LAP TIME : 2:07.228		DIFFERENCE : 0.185					
LAP	SECTOR 1	SECTOR 2	SECTOR 3	SECTOR 4	SPEED TRAP	LAP TIME	KPH	DIFF	TIME OF DAY
1 -	OUTLAP	29.370	42.007	30.618	126,1	2:23.104	108,50	15.876	16:33:22.391
2 -	34.905	29.179	39.872	29.669	182,4	2:13.625	116,19	6.397	16:35:36.016
3 -	33.002	28.461	39.872	29.329	196,0	2:10.664	118,82	3.436	16:37:46.680
4 -	32.274	28.070	38.759	29.161	201,0	2:08.264 (3)	121,05	1.036	16:39:54.944
5 -	32.479	27.775	38.414	29.134	193,1	2:07.802 (2)	121,49	0.574	16:42:02.746
6 -	34.188	28.483	42.910	IN PIT	190,3	7:27.827 P	34,67	5:20.599	16:49:30.573
7 -	OUTLAP	30.779	43.428	IN PIT	165,0	6:27.611 P	40,05	4:20.383	16:55:58.184
8 -	OUTLAP	28.335	39.244	29.848	141,9	2:16.447	113,79	9.219	16:58:14.631
9 -	32.097	27.960	38.069	29.102	198,9	2:07.228 (1)	122,03		17:00:21.859

P13 12 SBK BORJA GOMEZ		- TEAM HONDA LAGLISSE							
IDEAL LAP TIME : 2:07.162		BEST LAP TIME : 2:07.861		DIFFERENCE : 0.699					
LAP	SECTOR 1	SECTOR 2	SECTOR 3	SECTOR 4	SPEED TRAP	LAP TIME	KPH	DIFF	TIME OF DAY
1 -	OUTLAP	28.412	40.288	29.463	147,7	2:20.144	110,79	12.283	16:33:22.512
2 -	32.839	27.570	38.583	28.869	186,7	2:07.861 (1)	121,43		16:35:30.373

ESBK - Campeonato de España de Superbikes

ESBK - SBK

Libres 2 - SECTOR ANALYSIS



SECTOR 1 = FL to I1, SECTOR 2 = I1 to I2 SECTOR 3 = I2 to I3, SECTOR 4 = I3 to FL, DIFF = Difference To Personal Best Lap, P = Crossed Finish Line in Pit Lane

P14 83 STCK100 YERAY RUIZ		YAMAHA - MSR RACING							
IDEAL LAP TIME : 2:10.085		BEST LAP TIME : 2:10.176		DIFFERENCE : 0.091					
LAP	SECTOR 1	SECTOR 2	SECTOR 3	SECTOR 4	SPEED TRAP	LAP TIME	KPH	DIFF	TIME OF DAY
1 -	OUTLAP	31.058	44.775	31.243	178,3	2:25.443	106,75	15.267	16:33:09.897
2 -	34.481	29.868	42.278	30.737	193,1	2:17.364	113,03	7.188	16:35:27.261
3 -	34.198	29.806	47.851	30.855	191,3	2:22.710	108,79	12.534	16:37:49.971
4 -	33.433	29.432	41.220	30.373	194,1	2:14.458	115,47	4.282	16:40:04.429
5 -	33.511	29.563	41.022	30.592	197,0	2:14.688	115,27	4.512	16:42:19.117
6 -	33.592	29.535	40.793	30.068	193,1	2:13.988	115,88	3.812	16:44:33.105
7 -	33.356	28.833	40.275	29.809	200,0	2:12.273 (3)	117,38	2.097	16:46:45.378
8 -	32.827	28.369	39.478	29.502	195,0	2:10.176 (1)	119,27		16:48:55.554
9 -	32.736	28.447	40.251	29.608	198,9	2:11.042 (2)	118,48	0.866	16:51:06.596
10 -	33.291	30.582	44.220	IN PIT	194,1	5:13.355 P	49,55	3:03.179	16:56:19.951
11 -	OUTLAP	30.394	41.394	30.196	147,7	2:20.865	110,22	10.689	16:58:40.816
12 -	33.593	29.072	40.318	30.196	198,9	2:13.179	116,58	3.003	17:00:53.995

P15 93 SBK MATHIAS POULSEN		YAMAHA -							
IDEAL LAP TIME : 2:11.780		BEST LAP TIME : 2:11.780		DIFFERENCE : 0.000					
LAP	SECTOR 1	SECTOR 2	SECTOR 3	SECTOR 4	SPEED TRAP	LAP TIME	KPH	DIFF	TIME OF DAY
1 -	OUTLAP	29.334	41.392	30.998	141,4	2:21.100	110,04	9.320	16:33:38.559
2 -	33.346	28.671	41.213	30.522	198,9	2:13.752 (2)	116,08	1.972	16:35:52.311
3 -	33.236	29.709	42.348	30.465	201,0	2:15.758 (3)	114,37	3.978	16:38:08.069
4 -	32.588	28.634	40.436	30.122	210,6	2:11.780 (1)	117,82		16:40:19.849
5 -	35.028	32.720	44.434	IN PIT	209,5	8:46.001 P	29,51	6:34.221	16:49:05.850
6 -	OUTLAP	30.279	43.192	31.878	143,4	2:30.277	103,32	18.497	16:51:36.127

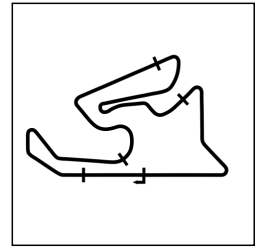
P16 4 STCK100 JAVIER ARTIME		YAMAHA - CERBA PROMORACING TEAM							
IDEAL LAP TIME : 2:10.778		BEST LAP TIME : 2:11.824		DIFFERENCE : 1.046					
LAP	SECTOR 1	SECTOR 2	SECTOR 3	SECTOR 4	SPEED TRAP	LAP TIME	KPH	DIFF	TIME OF DAY
1 -	OUTLAP	31.611	44.158	31.154	146,1	2:31.965	102,17	20.141	16:32:38.888
2 -	33.600	29.498	40.744	30.134	197,0	2:13.976	115,89	2.152	16:34:52.864
3 -	33.737	29.895	40.544	31.077	197,0	2:15.253	114,79	3.429	16:37:08.117
4 -	33.586	29.241	40.448	30.678	197,0	2:13.953	115,91	2.129	16:39:22.070
5 -	33.253	29.200	40.004	29.756	195,0	2:12.213 (3)	117,43	0.389	16:41:34.283
6 -	35.426	29.398	40.078	29.911	209,5	2:14.813	115,17	2.989	16:43:49.096
7 -	33.159	28.571	39.805	30.289	198,9	2:11.824 (1)	117,78		16:46:00.920
8 -	33.189	29.009	39.765	30.188	200,0	2:12.151 (2)	117,49	0.327	16:48:13.071
9 -	33.106	28.581	40.601	30.002	207,3	2:12.290	117,36	0.466	16:50:25.361
10 -	32.703	28.554	42.810	IN PIT	203,0	6:43.592 P	38,47	4:31.768	16:57:08.953
11 -	OUTLAP	31.231	42.053	31.149	127,7	2:34.374	100,57	22.550	16:59:43.327
12 -	34.633	29.403	40.536	30.600	193,1	2:15.172	114,86	3.348	17:01:58.499

P17 57 STCK100 DORIAN DA-RE		-							
IDEAL LAP TIME : 2:13.082		BEST LAP TIME : 2:13.407		DIFFERENCE : 0.325					
LAP	SECTOR 1	SECTOR 2	SECTOR 3	SECTOR 4	SPEED TRAP	LAP TIME	KPH	DIFF	TIME OF DAY
1 -	OUTLAP	31.343	44.701	31.299	145,0	2:31.014	102,81	17.607	16:32:40.155
2 -	34.355	30.140	41.751	30.674	179,1	2:16.920	113,40	3.513	16:34:57.075
3 -	33.866	29.035	41.085	30.702	198,9	2:14.688 (3)	115,27	1.281	16:37:11.763
4 -	33.527	29.333	40.708	30.536	185,0	2:14.104 (2)	115,78	0.697	16:39:25.867
5 -	34.248	29.630	41.672	IN PIT	178,3	3:51.376 P	67,10	1:37.969	16:43:17.243
6 -	OUTLAP	30.333	42.066	30.780	148,3	2:24.312	107,59	10.905	16:45:41.555
7 -	33.164	29.360	40.662	30.221	198,0	2:13.407 (1)	116,38		16:47:54.962

ESBK - Campeonato de España de Superbikes

ESBK - SBK

Libres 2 - SECTOR ANALYSIS



SECTOR 1 = FL to I1, SECTOR 2 = I1 to I2 SECTOR 3 = I2 to I3, SECTOR 4 = I3 to FL, DIFF = Difference To Personal Best Lap, P = Crossed Finish Line in Pit Lane

P18 52 STCK100 GUILLEM ERILL		KAWASAKI - DEZA-BOX 77 RACING TEAM							
IDEAL LAP TIME : 2:13.223		BEST LAP TIME : 2:13.559		DIFFERENCE : 0.336					
LAP	SECTOR 1	SECTOR 2	SECTOR 3	SECTOR 4	SPEED TRAP	LAP TIME	KPH	DIFF	TIME OF DAY
1 -	OUTLAP	31.559	43.907	31.816	163,6	2:28.109	104,83	14.550	16:32:51.425
2 -	34.675	30.171	42.272	31.539	188,5	2:18.657	111,97	5.098	16:35:10.082
3 -	34.002	30.041	41.777	31.154	193,1	2:16.974	113,35	3.415	16:37:27.056
4 -	33.802	30.038	41.826	31.005	198,9	2:16.671 (3)	113,60	3.112	16:39:43.727
5 -	33.998	29.413	41.450	IN PIT	194,1	3:50.658 P	67,31	1:37.099	16:43:34.385
6 -	OUTLAP	29.377	41.725	31.101	151,7	2:20.548	110,47	6.989	16:45:54.933
7 -	33.785	29.216	40.775	30.896	198,0	2:14.672 (2)	115,29	1.113	16:48:09.605
8 -	32.957	28.783	40.869	30.950	210,6	2:13.559 (1)	116,25		16:50:23.164
9 -	33.320	28.595	41.997	IN PIT	195,0	8:42.758 P	29,70	6:29.199	16:59:05.922
10 -	OUTLAP	30.491	42.727	31.425	154,0	2:24.838	107,20	11.279	17:01:30.760

P19 38 STCK100 OLA NESBAKKEN		YAMAHA - YAMAHA TEAM SCANDINAVIA							
IDEAL LAP TIME : 2:13.980		BEST LAP TIME : 2:15.091		DIFFERENCE : 1.111					
LAP	SECTOR 1	SECTOR 2	SECTOR 3	SECTOR 4	SPEED TRAP	LAP TIME	KPH	DIFF	TIME OF DAY
1 -	OUTLAP	31.474	49.387	31.698	133,3	2:35.061	100,13	19.970	16:33:40.153
2 -	33.897	30.651	43.380	32.210	202,0	2:20.138	110,79	5.047	16:36:00.291
3 -	35.498	30.486	41.941	31.076	185,0	2:19.001	111,70	3.910	16:38:19.292
4 -	33.920	29.443	42.181	32.156	206,2	2:17.700	112,75	2.609	16:40:36.992
5 -	36.113	30.286	42.625	30.758	182,4	2:19.782	111,07	4.691	16:42:56.774
6 -	33.618	29.834	40.885	30.812	223,7	2:15.149 (2)	114,88	0.058	16:45:11.923
7 -	33.876	29.284	40.718	31.213	209,5	2:15.091 (1)	114,93		16:47:27.014
8 -	33.220	29.404	41.936	31.381	216,3	2:15.941 (3)	114,21	0.850	16:49:42.955

P20 29 STCK100 JUAN JOSE NUÑEZ		YAMAHA - YAMAHA MS RACING							
IDEAL LAP TIME : 2:19.070		BEST LAP TIME : 2:19.814		DIFFERENCE : 0.744					
LAP	SECTOR 1	SECTOR 2	SECTOR 3	SECTOR 4	SPEED TRAP	LAP TIME	KPH	DIFF	TIME OF DAY
1 -	OUTLAP	34.206	48.881	34.264	129,8	2:39.807	97,15	19.993	16:33:29.362
2 -	38.973	32.799	46.466	32.645	153,4	2:30.883	102,90	11.069	16:36:00.245
3 -	38.460	32.537	46.201	32.178	155,2	2:29.376	103,94	9.562	16:38:29.621
4 -	36.657	30.794	44.116	31.505	161,6	2:23.072	108,52	3.258	16:40:52.693
5 -	35.712	30.097	43.847	31.662	180,8	2:21.318 (3)	109,87	1.504	16:43:14.011
6 -	35.333	30.303	43.444	31.944	187,6	2:21.024 (2)	110,10	1.210	16:45:35.035
7 -	34.787	30.279	43.431	IN PIT	195,0	10:41.713 P	24,19	8:21.899	16:56:16.748
8 -	OUTLAP	30.828	43.847	31.525	133,3	2:27.328	105,38	7.514	16:58:44.076
9 -	35.530	30.098	43.086	31.100	180,0	2:19.814 (1)	111,05		17:01:03.890

P21 82 STCK100 RETO WIEDERKEHR		-							
IDEAL LAP TIME : 2:19.433		BEST LAP TIME : 2:20.052		DIFFERENCE : 0.619					
LAP	SECTOR 1	SECTOR 2	SECTOR 3	SECTOR 4	SPEED TRAP	LAP TIME	KPH	DIFF	TIME OF DAY
1 -	OUTLAP	31.437	45.421	33.007	132,8	2:32.731	101,66	12.679	16:35:47.777
2 -	36.459	30.612	44.979	32.388	165,6	2:24.438	107,49	4.386	16:38:12.215
3 -	36.552	31.116	44.502	32.192	161,6	2:24.362	107,55	4.310	16:40:36.577
4 -	36.144	30.439	44.074	32.121	167,7	2:22.778	108,74	2.726	16:42:59.355
5 -	35.968	30.375	42.694	31.894	170,6	2:20.931 (3)	110,17	0.879	16:45:20.286
6 -	35.592	30.470	42.795	31.431	181,6	2:20.288 (2)	110,67	0.236	16:47:40.574
7 -	35.264	30.255	42.483	32.050	169,9	2:20.052 (1)	110,86		16:50:00.626

P22 17 STCK100 SAMUEL DIAZ		-							
IDEAL LAP TIME :		BEST LAP TIME :		DIFFERENCE :					
LAP	SECTOR 1	SECTOR 2	SECTOR 3	SECTOR 4	SPEED TRAP	LAP TIME	KPH	DIFF	TIME OF DAY
1 -	OUTLAP	31.051	46.551	31.555	158,4	2:28.676	104,43		16:33:07.677

ESBK - Campeonato de España de Superbikes

ESBK - SBK

Libres 2 - BEST SECTORS

SECTOR 1		SECTOR 2		SECTOR 3		SECTOR 4		IDEAL / BEST COMPARISON										
POS	NO	NAME	TIME	NO	NAME	TIME	NO	NAME	TIME	POS	NO	NAME	IDEAL	BEST	DIFF			
													PERFECT LAP 1:59.527					
1	94	LLAMBIA	29.665	94	LLAMBIA	26.170	94	LLAMBIA	36.036	21	MONTERC	27.656	1	94	LLAMBIAS	1:59.838	1:59.838	0.000
2	1	LOPES	30.369	21	MONTERC	26.430	44	ODENDAA	36.747	94	LLAMBIA	27.967	2	21	MONTERO	2:01.386	2:01.538	0.152
3	44	ODENDAA	30.404	44	ODENDAA	26.879	21	MONTERC	36.794	44	ODENDAA	28.177	3	44	ODENDAAL	2:02.207	2:02.303	0.096
4	21	MONTERC	30.506	40	RAMOS	26.938	10	ORRADRE	37.292	1	LOPES	28.257	4	1	LOPES	2:03.237	2:03.237	0.000
5	53	RABAT	30.787	13	VALTONE	27.076	1	LOPES	37.469	10	ORRADRE	28.334	5	10	ORRADRE	2:03.697	2:03.906	0.209
6	10	ORRADRE	30.872	1	LOPES	27.142	40	RAMOS	37.557	53	RABAT	28.517	6	40	RAMOS	2:04.408	2:04.876	0.468
7	13	VALTONE	31.054	96	MORALES	27.192	26	SAEZ	37.782	96	MORALES	28.630	7	53	RABAT	2:04.915	2:05.499	0.584
8	40	RAMOS	31.228	10	ORRADRE	27.199	37	TINKER	38.069	13	VALTONE	28.666	8	13	VALTONEN	2:04.919	2:05.186	0.267
9	26	SAEZ	31.275	26	SAEZ	27.327	13	VALTONE	38.123	40	RAMOS	28.685	9	26	SAEZ	2:05.163	2:05.719	0.556
10	33	VALLE	31.447	12	GOMEZ	27.402	53	RABAT	38.129	26	SAEZ	28.779	10	96	MORALES	2:05.873	2:06.596	0.723
11	96	MORALES	31.691	53	RABAT	27.482	96	MORALES	38.360	12	GOMEZ	28.869	11	33	VALLE	2:06.862	2:06.964	0.102
12	37	TINKER	32.097	33	VALLE	27.636	12	GOMEZ	38.583	37	TINKER	29.102	12	37	TINKER	2:07.043	2:07.228	0.185
13	12	GOMEZ	32.308	37	TINKER	27.775	33	VALLE	38.648	33	VALLE	29.131	13	12	GOMEZ	2:07.162	2:07.861	0.699
14	93	POULSEN	32.588	83	RUIZ	28.369	83	RUIZ	39.478	83	RUIZ	29.502	14	83	RUIZ	2:10.085	2:10.176	0.091
15	4	ARTIME	32.703	4	ARTIME	28.554	4	ARTIME	39.765	4	ARTIME	29.756	15	4	ARTIME	2:10.778	2:11.824	1.046
16	83	RUIZ	32.736	52	ERILL	28.595	93	POULSEN	40.436	93	POULSEN	30.122	16	93	POULSEN	2:11.780	2:11.780	0.000
17	52	ERILL	32.957	93	POULSEN	28.634	57	DA-RE	40.662	57	DA-RE	30.221	17	57	DA-RE	2:13.082	2:13.407	0.325
18	57	DA-RE	33.164	57	DA-RE	29.035	38	NESBAKK	40.718	38	NESBAKK	30.758	18	52	ERILL	2:13.223	2:13.559	0.336
19	38	NESBAKK	33.220	38	NESBAKK	29.284	52	ERILL	40.775	52	ERILL	30.896	19	38	NESBAKKEN	2:13.980	2:15.091	1.111
20	29	NUÑEZ	34.787	29	NUÑEZ	30.097	82	WIEDERK	42.483	29	NUÑEZ	31.100	20	29	NUÑEZ	2:19.070	2:19.814	0.744
21	82	WIEDERK	35.264	82	WIEDERK	30.255	29	NUÑEZ	43.086	82	WIEDERK	31.431	21	82	WIEDERKEHR	2:19.433	2:20.052	0.619
22				17	DIAZ	31.051	17	DIAZ	46.551	17	DIAZ	31.555	22	17	DIAZ			

ESBK - Campeonato de España de Superbikes

ESBK - SBK

Libres 2 - BEST SPEEDS

POS	NO	NAME	VMAX	KPH
1	94	LLAMBIAS		244,4
2	1	LOPES		228,9
3	53	RABAT		228,9
4	38	NESBAKKEN		223,7
5	44	ODENDAAL		221,2
6	26	SAEZ		221,2
7	10	ORRADRE		220,0
8	33	VALLE		220,0
9	96	MORALES		218,7
10	13	VALTONEN		217,5
11	40	RAMOS		216,3
12	57	DA-RE		211,7
13	93	POULSEN		210,6
14	52	ERILL		210,6
15	4	ARTIME		209,5
16	17	DIAZ		209,5
17	21	MONTERO		208,4
18	37	TINKER		201,0
19	83	RUIZ		200,0
20	29	NUÑEZ		195,0
21	12	GOMEZ		189,4
22	82	WIEDERKEHR		181,6

ESBK - Campeonato de España de Superbikes

ESBK - SBK

Libres 2 - STATISTICS

Competitors Started	22
Planned Start	2024-10-25 @ 16:30:00.000
Actual Start	2024-10-25 @ 16:30:00.000
Finish Time	2024-10-25 @ 17:00:00.000
Track Length	4,313km
Total Laps	194
Total Distance Covered	836,722km

Session Fastest Lap History

NO	CL	NAME	LAP TIME	TIME OF DAY	LAP	VEHICLE
53	SBK	ESTEVE RABAT	2:11.212	16:34:48.738	2	KAWASAKI
21	STCK1000	EDUARDO MONTERO	2:05.858	16:34:53.932	2	
94	SBK	FACUNDO LLAMBIAS	2:04.979	16:34:55.772	2	KAWASAKI
44	SBK	STEVEN ODENDAAL	2:04.838	16:35:05.028	2	YAMAHA
94	SBK	FACUNDO LLAMBIAS	2:03.710	16:36:59.482	3	KAWASAKI
21	STCK1000	EDUARDO MONTERO	2:02.736	16:41:06.838	5	
44	SBK	STEVEN ODENDAAL	2:02.485	16:41:18.399	5	YAMAHA
44	SBK	STEVEN ODENDAAL	2:02.303	16:43:20.701	6	YAMAHA
94	SBK	FACUNDO LLAMBIAS	2:01.791	16:46:14.486	6	KAWASAKI
21	STCK1000	EDUARDO MONTERO	2:01.782	16:47:14.986	8	
94	SBK	FACUNDO LLAMBIAS	2:01.044	16:48:15.530	7	KAWASAKI
94	SBK	FACUNDO LLAMBIAS	1:59.838	16:50:15.368	8	KAWASAKI

Flag History

TYPE	TIME OF DAY
GREEN	16:30:00.000
RED	16:51:43.079
GREEN	16:55:25.856
FINISH	17:00:00.000

Flag Statistics

TYPE	COUNT	TOTAL LAPS	TOTAL TIME
Green	2	12	31:07.389
Red	1	0	3:42.776
Safety Car	0	0	0.000
FCY	0	0	0.000

ESBK - Campeonato de España de Superbikes

ESBK - SBK

Libres 2 - STATISTICS

CLASS : SBK

9 Starters

Fastest Lap History

NO	NAME	LAP TIME	TIME OF DAY	LAP	VEHICLE
53	ESTEVE RABAT	2:11.212	16:34:48.738	2	KAWASAKI
94	FACUNDO LLAMBIAS	2:04.979	16:34:55.772	2	KAWASAKI
44	STEVEN ODENDAAL	2:04.838	16:35:05.028	2	YAMAHA
94	FACUNDO LLAMBIAS	2:03.710	16:36:59.482	3	KAWASAKI
44	STEVEN ODENDAAL	2:02.485	16:41:18.399	5	YAMAHA
44	STEVEN ODENDAAL	2:02.303	16:43:20.701	6	YAMAHA
94	FACUNDO LLAMBIAS	2:01.791	16:46:14.486	6	KAWASAKI
94	FACUNDO LLAMBIAS	2:01.044	16:48:15.530	7	KAWASAKI
94	FACUNDO LLAMBIAS	1:59.838	16:50:15.368	8	KAWASAKI

ESBK - Campeonato de España de Superbikes

ESBK - SBK

Libres 2 - STATISTICS

CLASS : STCK1000

13 Starters

Fastest Lap History

NO	NAME	LAP TIME	TIME OF DAY	LAP	VEHICLE
4	JAVIER ARTIME	2:13.976	16:34:52.859	2	YAMAHA
21	EDUARDO MONTERO	2:05.858	16:34:53.932	2	
21	EDUARDO MONTERO	2:05.827	16:36:59.761	3	
21	EDUARDO MONTERO	2:04.343	16:39:04.102	4	
21	EDUARDO MONTERO	2:02.736	16:41:06.838	5	
21	EDUARDO MONTERO	2:01.782	16:47:14.986	8	
21	EDUARDO MONTERO	2:01.538	16:49:16.521	9	