



ESBK - Campeonato de España de Superbikes SuperSPORT NG



Round 7
Circuito de Navarra
25th - 27th October 2024



Timing & Results Provided by Timing Solutions Ltd

www.tsl-timing.com

CIRCUIT DATA

Circuito de
Navarra



1 Nº CURVA - TURN NUMBER

SL STARTING LINE

FINISH

Int 1 INTERMEDIATE 1

Int 2 INTERMEDIATE 2

Int 3 INTERMEDIATE 3

SC1 SAFETY CAR 1

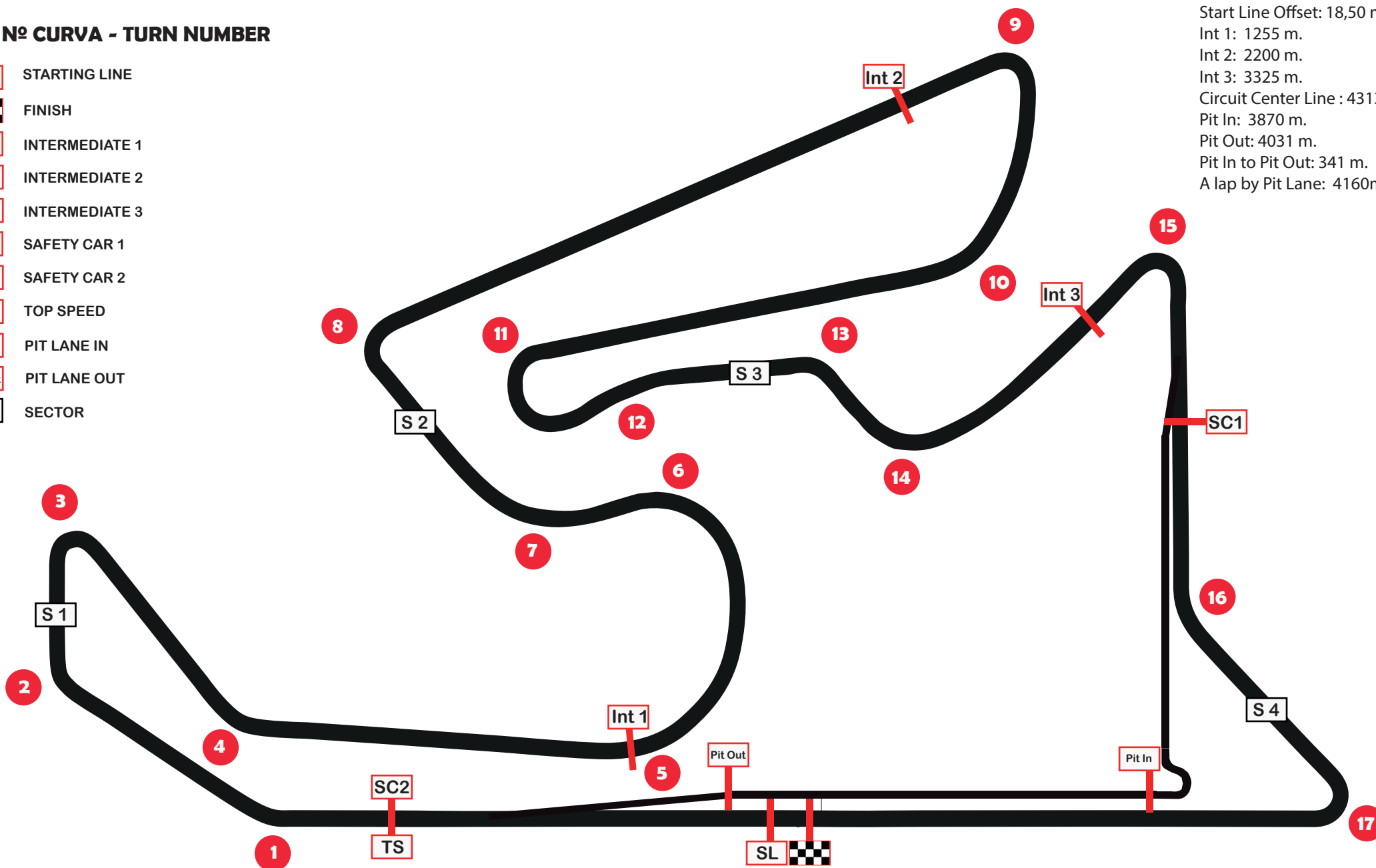
SC2 SAFETY CAR 2

TS TOP SPEED

Pit In PIT LANE IN

Pit Out PIT LANE OUT

S SECTOR



Start Line Offset: 18,50 m

Int 1: 1255 m.

Int 2: 2200 m.

Int 3: 3325 m.

Circuit Center Line : 4313 m.

Pit In: 3870 m.

Pit Out: 4031 m.

Pit In to Pit Out: 341 m.

A lap by Pit Lane: 4160m.

ESBK - Campeonato de Espana de Superbikes

ESBK - Supersport NG

Libres 1 - CLASSIFICATION

POS	NO	CL	PIC	NAME	NAT	ENTRY	TIME	ON	LAPS	GAP	DIFF	KPH
1	38	SS600NG	1	JUAN RODRIGUEZ	ESP	- I+DENT RACING TEAM	2:10.388	4	4			119,08
2	31	STCK600	1	ALBERTO GARCIA	ESP	- ADN VG RACING	2:12.589	3	5	2.201	2.201	117,10
3	16	SS600NG	2	ALVARO FUERTES	ESP	- PS RACING	2:12.831	4	4	2.443	0.242	116,89
4	66	STCK600	2	SERGIO GARCIA	ESP	- EASYRACE TEAM	2:16.143	5	5	5.755	3.312	114,04
5	80	SS600NG	3	MOHAMMED BINLADIN	KSA	- TEAM SPEED RACING	2:17.100	3	3	6.712	0.957	113,25
6	91	STCK600	3	TAIYO AKSU	AUS	YAMAHA - ARCO SASH MOTOR UNIVERSIT	2:17.280	4	4	6.892	0.180	113,10
7	4	SS600NG	4	ERIC FERNANDEZ	ESP	- TEAM SPEED RACING	2:19.919	5	5	9.531	2.639	110,96
8	47	STCK600	4	TIBOR ERIK VARGA	HUN	YAMAHA -	2:19.921	3	3	9.533	0.002	110,96
9	10	SS600NG	5	LEUNGO KITLANO GAOREKWE	ZAF	- I+DENT RACING TEAM	2:20.650	3	3	10.262	0.729	110,39
10	33	SS600NG	6	FILIP REHACEK	CZE	YAMAHA - NEW2 PROJECT	2:21.416	4	5	11.028	0.766	109,79
11	61	STCK600	5	JAVIER DEL OLMO	ESP	KAWASAKI - KAWASAKI PALMETO PLRACI	2:21.581	3	3	11.193	0.165	109,66
12	57	STCK600	6	FRANCISCO JAVIER PALOMERA	ESP	YAMAHA - CERBA PROMORACING TEAM	2:21.656	2	4	11.268	0.075	109,60
13	73	STCK600	7	JACOPO CRETARO	ITA	- PS RACING TEAM	2:22.005	5	5	11.617	0.349	109,33
14	98	STCK600	8	CHANON INTA	THA	YAMAHA -	2:23.346	3	5	12.958	1.341	108,31
15	37	SS600NG	7	MAURO GONZALEZ	ESP	- TEAM SPEED RACING	2:23.916	3	3	13.528	0.570	107,88
16	81	STCK600	9	PAOLA RAMOS	ESP	YAMAHA - SUPERHUGO 44 TEAM	2:24.000	6	6	13.612	0.084	107,82
17	7	STCK600	10	DIEGO HERNANDO	ESP	YAMAHA - ARCO SASH MOTOR UNIVERSIT	2:24.591	4	4	14.203	0.591	107,38
18	58	STCK600	11	JOSE LUIS ARMARIO	ESP	YAMAHA - SUPERHUGO 44 TEAM	2:28.390	4	4	18.002	3.799	104,63
19	42	STCK600	12	VLADISLAV GORDEICHUK	ND	YAMAHA - ILUSION RACING	2:30.928	5	6	20.540	2.538	102,87
20	67	STCK600	13	GON ALO CAPOTE DA SILVA	PRT	YAMAHA - EASYRACE TEAM	2:32.518	4	4	22.130	1.590	101,80
21	60	STCK600	14	ISAAC RUIVINHO MARTINS ROSA	PRT	YAMAHA - TEAM MOTOCLUBE LOUL	2:42.529	2	2	32.141	10.011	95,53
22	77	STCK600	15	JOSE MANUEL OSUNA	ESP	KAWASAKI - DEZA-BOX77 RACING TEAM			1			
23	17	STCK600	16	TYMUR KOSTIN	UKR	YAMAHA -			1			
24	49	STCK600	17	JAVIER APARISI	ESP	- ADN VG RACING			0			

Weather / Track : Rain / Wet

These results are provisional until the conclusion of any judicial and technical matters.

Date: 25/10/2024 Start: 11:14 Finish: 11:29

Circuito de Navarra: 4,313 km

Race Director:	Stewards:	Timekeeper:
----------------	-----------	-------------

 Results can be found at www.tsl-timing.com

Printed - 11:33 viernes, viernes, 25 de octubre de 2024

ESBK - Campeonato de Espana de Superbikes

ESBK - Supersport NG

Libres 1 - SECTOR ANALYSIS

SECTOR 1 = FL to I1, SECTOR 2 = I1 to I2 SECTOR 3 = I2 to I3, SECTOR 4 = I3 to FL, DIFF = Difference To Personal Best Lap, P = Crossed Finish Line in Pit Lane

P1 38 SS600NG JUAN RODRIGUEZ		- I+DENT RACING TEAM							
IDEAL LAP TIME : 2:10.301		BEST LAP TIME : 2:10.388		DIFFERENCE : 0.087					
LAP	SECTOR 1	SECTOR 2	SECTOR 3	SECTOR 4	SPEED TRAP	LAP TIME	KPH	DIFF	TIME OF DAY
1 -	OUTLAP	33.480	44.124	32.292	128,1	2:35.392	99,92	25.004	11:20:29.901
2 -	35.415	29.617	40.566	30.396	171,4	2:15.994 (3)	114,17	5.606	11:22:45.895
3 -	34.065	28.424	39.230	29.561	172,9	2:11.280 (2)	118,27	0.892	11:24:57.175
4 -	33.309	28.364	39.067	29.648	183,3	2:10.388 (1)	119,08		11:27:07.563

P2 31 STCK600 ALBERTO GARCIA		- ADN VG RACING							
IDEAL LAP TIME : 2:12.314		BEST LAP TIME : 2:12.589		DIFFERENCE : 0.275					
LAP	SECTOR 1	SECTOR 2	SECTOR 3	SECTOR 4	SPEED TRAP	LAP TIME	KPH	DIFF	TIME OF DAY
1 -	OUTLAP	32.459	44.104	32.564	121,4	2:33.354	101,24	20.765	11:21:16.245
2 -	36.273	29.888	41.433	31.262	167,7	2:18.856	111,81	6.267	11:23:35.101
3 -	33.364	28.549	40.178	30.498	195,0	2:12.589 (1)	117,10		11:25:47.690
4 -	33.304	28.795	40.091	30.736	198,0	2:12.926 (2)	116,80	0.337	11:28:00.616
5 -	33.424	28.670	39.963	31.102	194,1	2:13.159 (3)	116,60	0.570	11:30:13.775

P3 16 SS600NG ALVARO FUERTES		- PS RACING							
IDEAL LAP TIME : 2:12.588		BEST LAP TIME : 2:12.831		DIFFERENCE : 0.243					
LAP	SECTOR 1	SECTOR 2	SECTOR 3	SECTOR 4	SPEED TRAP	LAP TIME	KPH	DIFF	TIME OF DAY
1 -	OUTLAP	34.507	45.653	32.894	157,7	2:35.147	100,07	22.316	11:18:59.639
2 -	36.084	30.848	41.626	30.484	172,9	2:19.042 (3)	111,66	6.211	11:21:18.681
3 -	34.893	29.194	39.924	30.084	200,0	2:14.095 (2)	115,78	1.264	11:23:32.776
4 -	33.638	28.942	40.038	30.213	209,5	2:12.831 (1)	116,89		11:25:45.607

P4 66 STCK600 SERGIO GARCIA		- EASYRACE TEAM							
IDEAL LAP TIME : 2:16.143		BEST LAP TIME : 2:16.143		DIFFERENCE : 0.000					
LAP	SECTOR 1	SECTOR 2	SECTOR 3	SECTOR 4	SPEED TRAP	LAP TIME	KPH	DIFF	TIME OF DAY
1 -	OUTLAP	34.246	47.232	33.967	128,1	2:46.365	93,32	30.222	11:22:35.022
2 -	38.083	31.059	44.627	32.994	154,0	2:26.763	105,79	10.620	11:25:01.785
3 -	35.825	30.202	43.637	32.469	174,4	2:22.133 (3)	109,24	5.990	11:27:23.918
4 -	36.163	29.423	42.422	31.635	169,9	2:19.643 (2)	111,18	3.500	11:29:43.561
5 -	34.755	29.253	40.862	31.273	192,2	2:16.143 (1)	114,04		11:31:59.704

P5 80 SS600NG MOHAMMED BINLADIN		- TEAM SPEED RACING							
IDEAL LAP TIME : 2:16.726		BEST LAP TIME : 2:17.100		DIFFERENCE : 0.374					
LAP	SECTOR 1	SECTOR 2	SECTOR 3	SECTOR 4	SPEED TRAP	LAP TIME	KPH	DIFF	TIME OF DAY
1 -	OUTLAP	31.529	43.132	32.157	150,5	2:29.427	103,90	12.327	11:21:06.533
2 -	35.729	30.226	41.755	31.046	181,6	2:18.756 (2)	111,90	1.656	11:23:25.289
3 -	34.554	29.895	41.231	31.420	198,9	2:17.100 (1)	113,25		11:25:42.389

P6 91 STCK600 TAIYO AKSU		YAMAHA - ARCO SASH MOTOR UNIVERSITY TEA							
IDEAL LAP TIME : 2:17.267		BEST LAP TIME : 2:17.280		DIFFERENCE : 0.013					
LAP	SECTOR 1	SECTOR 2	SECTOR 3	SECTOR 4	SPEED TRAP	LAP TIME	KPH	DIFF	TIME OF DAY
1 -	OUTLAP	32.921	43.105	32.045	129,8	2:34.053	100,78	16.773	11:23:29.642
2 -	35.614	31.639	41.683	33.359	187,6	2:22.295 (3)	109,11	5.015	11:25:51.937
3 -	34.841	30.629	41.545	31.382	180,8	2:18.397 (2)	112,19	1.117	11:28:10.334
4 -	34.854	29.901	41.272	31.253	190,3	2:17.280 (1)	113,10		11:30:27.614

P7 4 SS600NG ERIC FERNANDEZ		- TEAM SPEED RACING							
IDEAL LAP TIME : 2:19.736		BEST LAP TIME : 2:19.919		DIFFERENCE : 0.183					
LAP	SECTOR 1	SECTOR 2	SECTOR 3	SECTOR 4	SPEED TRAP	LAP TIME	KPH	DIFF	TIME OF DAY
1 -	OUTLAP	36.051	48.457	34.397	120,3	2:46.715	93,13	26.796	11:22:13.350
2 -	37.544	32.834	45.778	32.826	175,2	2:28.982	104,21	9.063	11:24:42.332
3 -	36.825	31.632	44.549	32.481	174,4	2:25.487 (3)	106,72	5.568	11:27:07.819
4 -	35.085	30.962	43.556	31.872	176,0	2:21.475 (2)	109,74	1.556	11:29:29.294
5 -	35.268	30.705	42.505	31.441	185,9	2:19.919 (1)	110,96		11:31:49.213

ESBK - Campeonato de Espana de Superbikes

ESBK - Supersport NG

Libres 1 - SECTOR ANALYSIS

SECTOR 1 = FL to I1, SECTOR 2 = I1 to I2 SECTOR 3 = I2 to I3, SECTOR 4 = I3 to FL, DIFF = Difference To Personal Best Lap, P = Crossed Finish Line in Pit Lane

P8 47 STCK600 TIBOR ERIK VARGA		YAMAHA -							
IDEAL LAP TIME : 2:16.727		BEST LAP TIME : 2:19.921		DIFFERENCE : 3.194					
LAP	SECTOR 1	SECTOR 2	SECTOR 3	SECTOR 4	SPEED TRAP	LAP TIME	KPH	DIFF	TIME OF DAY
1 -	OUTLAP	32.863	45.802	33.183	146,1	2:34.794	100,30	14.873	11:18:55.201
2 -	36.476	30.494	42.387	31.763	165,0	2:21.120 (2)	110,02	1.199	11:21:16.321
3 -	36.829	29.639	41.914	31.539	163,6	2:19.921 (1)	110,96		11:23:36.242

P9 10 SS600NG LEUNGO KITLANO GAOREKWE		- I+DENT RACING TEAM							
IDEAL LAP TIME : 2:20.650		BEST LAP TIME : 2:20.650		DIFFERENCE : 0.000					
LAP	SECTOR 1	SECTOR 2	SECTOR 3	SECTOR 4	SPEED TRAP	LAP TIME	KPH	DIFF	TIME OF DAY
1 -	OUTLAP	37.580	49.665	35.279	67,6	3:04.102	84,33	43.452	11:25:25.646
2 -	37.972	32.375	44.999	32.637	167,0	2:27.983 (2)	104,92	7.333	11:27:53.629
3 -	35.727	30.315	41.975	32.633	177,5	2:20.650 (1)	110,39		11:30:14.279

P10 33 SS600NG FILIP REHACEK		YAMAHA - NEW2 PROJECT							
IDEAL LAP TIME : 2:21.072		BEST LAP TIME : 2:21.416		DIFFERENCE : 0.344					
LAP	SECTOR 1	SECTOR 2	SECTOR 3	SECTOR 4	SPEED TRAP	LAP TIME	KPH	DIFF	TIME OF DAY
1 -	OUTLAP	33.648	48.017	34.171	126,5	2:45.182	93,99	23.766	11:21:15.765
2 -	37.641	31.194	44.183	32.977	162,9	2:25.995	106,35	4.579	11:23:41.760
3 -	36.593	30.742	44.527	32.962	158,4	2:24.824 (3)	107,21	3.408	11:26:06.584
4 -	35.690	29.954	43.034	32.738	162,9	2:21.416 (1)	109,79		11:28:28.000
5 -	36.212	30.156	43.444	32.394	166,3	2:22.206 (2)	109,18	0.790	11:30:50.206

P11 61 STCK600 JAVIER DEL OLMO		KAWASAKI - KAWASAKI PALMETO PLRACING							
IDEAL LAP TIME : 2:20.754		BEST LAP TIME : 2:21.581		DIFFERENCE : 0.827					
LAP	SECTOR 1	SECTOR 2	SECTOR 3	SECTOR 4	SPEED TRAP	LAP TIME	KPH	DIFF	TIME OF DAY
1 -	OUTLAP	33.625	45.860	34.331	107,6	2:42.433	95,58	20.852	11:27:22.106
2 -	35.733	30.352	43.300	32.518	178,3	2:21.903 (2)	109,41	0.322	11:29:44.009
3 -	35.774	30.080	42.423	33.304	176,0	2:21.581 (1)	109,66		11:32:05.590

P12 57 STCK600 FRANCISCO JAVIER PALOMERA		YAMAHA - CERBA PROMORACING TEAM							
IDEAL LAP TIME : 2:17.913		BEST LAP TIME : 2:21.656		DIFFERENCE : 3.743					
LAP	SECTOR 1	SECTOR 2	SECTOR 3	SECTOR 4	SPEED TRAP	LAP TIME	KPH	DIFF	TIME OF DAY
1 -	OUTLAP	32.033	45.059	33.313	121,1	2:35.010	100,16	13.354	11:19:20.810
2 -	37.040	31.597	41.564	31.455	162,2	2:21.656 (1)	109,60		11:21:42.466
3 -	35.288	29.925	41.380	IN PIT	173,6	4:58.390 P	52,03	2:36.734	11:26:40.856
4 -	OUTLAP	30.281	41.966	31.541	137,9	2:25.425	106,76	3.769	11:29:06.281

P13 73 STCK600 JACOPO CRETARO		- PS RACING TEAM							
IDEAL LAP TIME : 2:22.005		BEST LAP TIME : 2:22.005		DIFFERENCE : 0.000					
LAP	SECTOR 1	SECTOR 2	SECTOR 3	SECTOR 4	SPEED TRAP	LAP TIME	KPH	DIFF	TIME OF DAY
1 -	OUTLAP	34.244	46.007	34.214	118,9	2:39.721	97,21	17.716	11:19:41.715
2 -	38.221	32.201	44.693	33.221	155,9	2:28.336 (2)	104,67	6.331	11:22:10.051
3 -	37.034	31.492	43.280	IN PIT	160,3	4:00.101 P	64,66	1:38.096	11:26:10.152
4 -	OUTLAP	31.426	43.116	32.526	54,7	2:33.634	101,06	11.629	11:28:43.786
5 -	36.544	30.752	42.706	32.003	176,0	2:22.005 (1)	109,33		11:31:05.791

P14 98 STCK600 CHANON INTA		YAMAHA -							
IDEAL LAP TIME : 2:23.346		BEST LAP TIME : 2:23.346		DIFFERENCE : 0.000					
LAP	SECTOR 1	SECTOR 2	SECTOR 3	SECTOR 4	SPEED TRAP	LAP TIME	KPH	DIFF	TIME OF DAY
1 -	OUTLAP	34.697	47.909	34.482	139,9	2:40.742	96,59	17.396	11:19:10.232
2 -	38.655	31.436	44.777	33.179	150,0	2:28.047 (2)	104,87	4.701	11:21:38.279
3 -	37.046	30.978	43.153	32.169	169,9	2:23.346 (1)	108,31		11:24:01.625
4 -	38.861	31.627	45.846	IN PIT	156,5	3:27.294 P	74,90	1:03.948	11:27:28.919
5 -	OUTLAP	32.344	44.710	33.282	137,9	2:33.931	100,86	10.585	11:30:02.850

ESBK - Campeonato de Espana de Superbikes

ESBK - Supersport NG

Libres 1 - SECTOR ANALYSIS

SECTOR 1 = FL to I1, SECTOR 2 = I1 to I2 SECTOR 3 = I2 to I3, SECTOR 4 = I3 to FL, DIFF = Difference To Personal Best Lap, P = Crossed Finish Line in Pit Lane

P15 37 SS600NG MAURO GONZALEZ		- TEAM SPEED RACING							
IDEAL LAP TIME : 2:23.895		BEST LAP TIME : 2:23.916		DIFFERENCE : 0.021					
LAP	SECTOR 1	SECTOR 2	SECTOR 3	SECTOR 4	SPEED TRAP	LAP TIME	KPH	DIFF	TIME OF DAY
1 -	OUTLAP	35.075	50.321	34.930	61,0	2:51.743	90,40	27.827	11:23:14.821
2 -	39.511	32.430	45.820	32.892	161,6	2:30.653 (2)	103,06	6.737	11:25:45.474
3 -	36.120	30.566	44.605	32.625	174,4	2:23.916 (1)	107,88		11:28:09.390

P16 81 STCK600 PAOLA RAMOS		YAMAHA - SUPERHUGO 44 TEAM							
IDEAL LAP TIME : 2:23.719		BEST LAP TIME : 2:24.000		DIFFERENCE : 0.281					
LAP	SECTOR 1	SECTOR 2	SECTOR 3	SECTOR 4	SPEED TRAP	LAP TIME	KPH	DIFF	TIME OF DAY
1 -	OUTLAP	34.540	48.586	34.937	107,9	2:45.110	94,03	21.110	11:18:54.682
2 -	38.769	31.803	45.284	33.128	157,1	2:28.984	104,21	4.984	11:21:23.666
3 -	37.351	31.181	44.016	32.671	167,7	2:25.219 (3)	106,91	1.219	11:23:48.885
4 -	37.050	33.458	45.316	32.619	178,3	2:28.443	104,59	4.443	11:26:17.328
5 -	36.854	31.307	44.145	32.785	172,9	2:25.091 (2)	107,01	1.091	11:28:42.419
6 -	36.473	31.320	43.446	32.761	179,1	2:24.000 (1)	107,82		11:31:06.419

P17 7 STCK600 DIEGO HERNANDO		YAMAHA - ARCO SASH MOTOR UNIVERSITY TEA							
IDEAL LAP TIME : 2:24.137		BEST LAP TIME : 2:24.591		DIFFERENCE : 0.454					
LAP	SECTOR 1	SECTOR 2	SECTOR 3	SECTOR 4	SPEED TRAP	LAP TIME	KPH	DIFF	TIME OF DAY
1 -	OUTLAP	33.575	45.389	33.990	31,7	2:49.976	91,34	25.385	11:23:59.946
2 -	38.367	31.971	43.231	32.928	161,6	2:26.497 (3)	105,98	1.906	11:26:26.443
3 -	38.595	31.208	43.345	32.395	148,3	2:25.543 (2)	106,68	0.952	11:28:51.986
4 -	37.382	31.129	43.634	32.446	166,3	2:24.591 (1)	107,38		11:31:16.577

P18 58 STCK600 JOSE LUIS ARMARIO		YAMAHA - SUPERHUGO 44 TEAM							
IDEAL LAP TIME : 2:28.390		BEST LAP TIME : 2:28.390		DIFFERENCE : 0.000					
LAP	SECTOR 1	SECTOR 2	SECTOR 3	SECTOR 4	SPEED TRAP	LAP TIME	KPH	DIFF	TIME OF DAY
1 -	OUTLAP	38.035	53.632	IN PIT	58,2	5:20.873 P	48,38	2:52.483	11:24:28.105
2 -	OUTLAP	36.978	49.930	36.608	115,7	2:53.996	89,23	25.606	11:27:22.101
3 -	39.124	32.766	46.708	35.014	153,4	2:33.612 (2)	101,07	5.222	11:29:55.713
4 -	37.951	31.942	44.822	33.675	171,4	2:28.390 (1)	104,63		11:32:24.103

P19 42 STCK600 VLADISLAV GORDEICHUK		YAMAHA - ILUSION RACING							
IDEAL LAP TIME : 2:29.052		BEST LAP TIME : 2:30.928		DIFFERENCE : 1.876					
LAP	SECTOR 1	SECTOR 2	SECTOR 3	SECTOR 4	SPEED TRAP	LAP TIME	KPH	DIFF	TIME OF DAY
1 -	OUTLAP	37.963	51.848	36.586	120,7	3:00.454	86,04	29.526	11:19:15.761
2 -	40.922	36.101	46.236	35.154	145,0	2:38.413 (3)	98,01	7.485	11:21:54.174
3 -	37.789	32.875	47.288	34.937	175,2	2:32.889 (2)	101,55	1.961	11:24:27.063
4 -	39.932	34.575	49.146	35.521	157,7	2:39.174	97,54	8.246	11:27:06.237
5 -	39.347	32.306	45.765	33.510	180,0	2:30.928 (1)	102,87		11:29:37.165
6 -	39.495	37.670	45.447	35.951	168,5	2:38.563	97,92	7.635	11:32:15.728

P20 67 STCK600 GON ALO CAPOTE DA SILVA		YAMAHA - EASYRACE TEAM							
IDEAL LAP TIME : 2:32.424		BEST LAP TIME : 2:32.518		DIFFERENCE : 0.094					
LAP	SECTOR 1	SECTOR 2	SECTOR 3	SECTOR 4	SPEED TRAP	LAP TIME	KPH	DIFF	TIME OF DAY
1 -	OUTLAP	37.884	50.894	37.489	91,6	3:02.074	85,27	29.556	11:22:56.305
2 -	41.671	34.601	47.762	36.255	145,5	2:40.289 (3)	96,86	7.771	11:25:36.594
3 -	39.624	34.012	46.496	35.345	157,1	2:35.477 (2)	99,86	2.959	11:28:12.071
4 -	38.433	32.994	45.652	35.439	151,1	2:32.518 (1)	101,80		11:30:44.589

P21 60 STCK600 ISAAC RUIVINHO MARTINS ROSA		YAMAHA - TEAM MOTOCLUBE LOUL							
IDEAL LAP TIME : 2:42.230		BEST LAP TIME : 2:42.529		DIFFERENCE : 0.299					
LAP	SECTOR 1	SECTOR 2	SECTOR 3	SECTOR 4	SPEED TRAP	LAP TIME	KPH	DIFF	TIME OF DAY
1 -	OUTLAP	38.542	55.097	43.200	97,2	3:10.436	81,53	27.907	11:23:42.768
2 -	42.273	34.178	49.854	36.224	131,1	2:42.529 (1)	95,53		11:26:25.297

ESBK - Campeonato de Espana de Superbikes

ESBK - Supersport NG

Libres 1 - SECTOR ANALYSIS

SECTOR 1 = FL to I1, SECTOR 2 = I1 to I2 SECTOR 3 = I2 to I3, SECTOR 4 = I3 to FL, DIFF = Difference To Personal Best Lap, P = Crossed Finish Line in Pit Lane

P22 77 STCK600 JOSE MANUEL OSUNA		KAWASAKI - DEZA-BOX77 RACING TEAM							
IDEAL LAP TIME : 2:30.357		BEST LAP TIME :		DIFFERENCE :					
LAP	SECTOR 1	SECTOR 2	SECTOR 3	SECTOR 4	SPEED TRAP	LAP TIME	KPH	DIFF	TIME OF DAY
1 -	OUTLAP	33.477	47.056	34.268	160,3	2:36.089	99,47		11:21:16.239

P23 17 STCK600 TYMUR KOSTIN		YAMAHA -							
IDEAL LAP TIME :		BEST LAP TIME :		DIFFERENCE :					
LAP	SECTOR 1	SECTOR 2	SECTOR 3	SECTOR 4	SPEED TRAP	LAP TIME	KPH	DIFF	TIME OF DAY
1 -	OUTLAP			IN PIT		2:24.176	P 107,69		11:22:10.773

ESBK - Campeonato de Espana de Superbikes

ESBK - Supersport NG

Libres 1 - BEST SECTORS

SECTOR 1				SECTOR 2			SECTOR 3			SECTOR 4			IDEAL / BEST COMPARISON					
POS	NO	NAME	TIME	NO	NAME	TIME	NO	NAME	TIME	NO	NAME	TIME	POS	NO	NAME	IDEAL	BEST	DIFF
																PERFECT LAP 2:10.296		
1	31	GARCIA	33.304	38	RODRIGU	28.364	38	RODRIGU	39.067	38	RODRIGU	29.561	1	38	RODRIGUEZ	2:10.301	2:10.388	0.087
2	38	RODRIGU	33.309	31	GARCIA	28.549	16	FUERTES	39.924	16	FUERTES	30.084	2	31	GARCIA	2:12.314	2:12.589	0.275
3	16	FUERTES	33.638	16	FUERTES	28.942	31	GARCIA	39.963	31	GARCIA	30.498	3	16	FUERTES	2:12.588	2:12.831	0.243
4	47	VARGA	34.124	66	GARCIA	29.253	66	GARCIA	40.862	80	BINLADI	31.046	4	66	GARCIA	2:16.143	2:16.143	0.000
5	80	BINLADI	34.554	47	VARGA	29.304	80	BINLADI	41.231	91	AKSU	31.253	5	80	BINLADIN	2:16.726	2:17.100	0.374
6	66	GARCIA	34.755	57	PALOMER	29.790	91	AKSU	41.272	66	GARCIA	31.273	6	47	VARGA	2:16.727	2:19.921	3.194
7	91	AKSU	34.841	80	BINLADI	29.895	57	PALOMER	41.380	4	FERNAND	31.441	7	91	AKSU	2:17.267	2:17.280	0.013
8	4	FERNAND	35.085	91	AKSU	29.901	47	VARGA	41.760	57	PALOMER	31.455	8	57	PALOMERA	2:17.913	2:21.656	3.743
9	57	PALOMER	35.288	33	REHACEK	29.954	10	GAOREKV	41.975	47	VARGA	31.539	9	4	FERNANDEZ	2:19.736	2:19.919	0.183
10	33	REHACEK	35.690	61	DEL OLM	30.080	61	DEL OLM	42.423	73	CRETARO	32.003	10	10	GAOREKWE	2:20.650	2:20.650	0.000
11	10	GAOREKV	35.727	10	GAOREKV	30.315	4	FERNAND	42.505	98	INTA	32.169	11	61	DEL OLMO	2:20.754	2:21.581	0.827
12	61	DEL OLM	35.733	37	GONZALE	30.566	73	CRETARO	42.706	33	REHACEK	32.394	12	33	REHACEK	2:21.072	2:21.416	0.344
13	37	GONZALE	36.099	4	FERNAND	30.705	33	REHACEK	43.034	7	HERNAND	32.395	13	73	CRETARO	2:22.005	2:22.005	0.000
14	81	RAMOS	36.473	73	CRETARO	30.752	98	INTA	43.153	61	DEL OLM	32.518	14	98	INTA	2:23.346	2:23.346	0.000
15	73	CRETARO	36.544	98	INTA	30.978	7	HERNAND	43.231	81	RAMOS	32.619	15	81	RAMOS	2:23.719	2:24.000	0.281
16	98	INTA	37.046	7	HERNAND	31.129	81	RAMOS	43.446	37	GONZALE	32.625	16	37	GONZALEZ	2:23.895	2:23.916	0.021
17	7	HERNAND	37.382	81	RAMOS	31.181	37	GONZALE	44.605	10	GAOREKV	32.633	17	7	HERNANDO	2:24.137	2:24.591	0.454
18	42	GORDEIC	37.789	58	ARMARIO	31.942	58	ARMARIO	44.822	42	GORDEIC	33.510	18	58	ARMARIO	2:28.390	2:28.390	0.000
19	77	OSUNA	37.842	77	OSUNA	32.119	42	GORDEIC	45.447	58	ARMARIO	33.675	19	42	GORDEICHUK	2:29.052	2:30.928	1.876
20	58	ARMARIO	37.951	42	GORDEIC	32.306	67	CAPOTE	45.652	77	OSUNA	34.268	20	77	OSUNA	2:30.357		
21	67	CAPOTE	38.433	67	CAPOTE	32.994	77	OSUNA	46.128	67	CAPOTE	35.345	21	67	CAPOTE DA SILVA	2:32.424	2:32.518	0.094
22	60	RUIVINH	41.974	60	RUIVINH	34.178	60	RUIVINH	49.854	60	RUIVINH	36.224	22	60	RUIVINHO MARTINS	R2:42.230	2:42.529	0.299
23													23	17	KOSTIN			
24																		

ESBK - Campeonato de Espana de Superbikes

ESBK - Supersport NG

Libres 1 - BEST SPEEDS

POS	NO	NAME	VMAX	KPH
1	16	FUERTES		209,5
2	80	BINLADIN		198,9
3	31	GARCIA		198,0
4	66	GARCIA		192,2
5	91	AKSU		190,3
6	38	RODRIGUEZ		186,7
7	4	FERNANDEZ		185,9
8	47	VARGA		183,3
9	42	GORDEICHUK		180,0
10	81	RAMOS		179,1
11	61	DEL OLMO		178,3
12	10	GAOREKWE		177,5
13	37	GONZALEZ		176,7
14	73	CRETARO		176,0
15	57	PALOMERA		173,6
16	58	ARMARIO		171,4
17	77	OSUNA		170,6
18	98	INTA		169,9
19	33	REHACEK		166,3
20	7	HERNANDO		166,3
21	67	CAPOTE DA SILVA		157,1
22	60	RUIVINHO MARTINS ROSA		140,4
23	49	APARISI		121,8
24				

ESBK - Campeonato de Espana de Superbikes

ESBK - Supersport NG

Libres 1 - STATISTICS

Competitors Started 24
Planned Start 2024-10-25 @ 11:00:00.000
Actual Start 2024-10-25 @ 11:14:57.573
Finish Time 2024-10-25 @ 11:29:57.573
Track Length 4,313km
Total Laps 89
Total Distance Covered 383,857km

Session Fastest Lap History

NO	CL	NAME	LAP TIME	TIME OF DAY	LAP	VEHICLE
47	STCK600	TIBOR ERIK VARGA	2:21.120	11:21:16.321	2	YAMAHA
16	SS600NG	ALVARO FUERTES	2:19.042	11:21:18.675	2	
38	SS600NG	JUAN RODRIGUEZ	2:15.994	11:22:45.890	2	
16	SS600NG	ALVARO FUERTES	2:14.095	11:23:32.770	3	
38	SS600NG	JUAN RODRIGUEZ	2:11.280	11:24:57.170	3	
38	SS600NG	JUAN RODRIGUEZ	2:10.388	11:27:07.557	4	

Flag History

TYPE	TIME OF DAY
GREEN	11:14:57.573
FINISH	11:29:57.573

Flag Statistics

TYPE	COUNT	TOTAL LAPS	TOTAL TIME
Green	1	6	17:35.249
Red	0	0	0.000
Safety Car	0	0	0.000
FCY	0	0	0.000

ESBK - Campeonato de Espana de Superbikes

ESBK - Supersport NG

Libres 1 - STATISTICS

CLASS : SS600NG

7 Starters

Fastest Lap History

NO	NAME	LAP TIME	TIME OF DAY	LAP	VEHICLE
16	ALVARO FUERTES	2:19.042	11:21:18.675	2	
38	JUAN RODRIGUEZ	2:15.994	11:22:45.890	2	
16	ALVARO FUERTES	2:14.095	11:23:32.770	3	
38	JUAN RODRIGUEZ	2:11.280	11:24:57.170	3	
38	JUAN RODRIGUEZ	2:10.388	11:27:07.557	4	

ESBK - Campeonato de Espana de Superbikes

ESBK - Supersport NG

Libres 1 - STATISTICS

CLASS : STCK600

17 Starters

Fastest Lap History

NO	NAME	LAP TIME	TIME OF DAY	LAP	VEHICLE
47	TIBOR ERIK VARGA	2:21.120	11:21:16.321	2	YAMAHA
31	ALBERTO GARCIA	2:18.856	11:23:35.095	2	
31	ALBERTO GARCIA	2:12.589	11:25:47.684	3	

ESBK - Campeonato de España de Superbikes

ESBK - Supersport NG

Libres 2 - CLASSIFICATION


POS	NO	CL	PIC	NAME	NAT	ENTRY	TIME	ON	LAPS	GAP	DIFF	KPH	
1	38	SS600NG	1	JUAN RODRIGUEZ	ESP	- I+DENT RACING TEAM	2:03.970	4	6			125,24	
2	43	SS600NG	2	HARRY KHOURI	AUS	YAMAHA - ANDOTRANS TEAM TORRENTC	2:09.751	6	7	5.781	5.781	119,66	
3	4	SS600NG	3	ERIC FERNANDEZ	ESP	- TEAM SPEED RACING	2:10.149	6	8	6.179	0.398	119,30	
4	57	STCK600	1	FRANCISCO JAVIER PALOMERA	ESP	YAMAHA - CERBA PROMORACING TEAM	2:10.215	4	6	6.245	0.066	119,23	
5	31	STCK600	2	ALBERTO GARCIA	ESP	- AGB31	2:11.010	5	6	7.040	0.795	118,51	
6	73	STCK600	3	JACOPO CRETARO	ITA	- PS RACING TEAM	2:11.432	5	8	7.462	0.422	118,13	
7	80	SS600NG	4	MOHAMMED BINLADIN	KSA	- TEAM SPEED RACING	2:12.424	5	8	8.454	0.992	117,25	
8	91	STCK600	4	TAIYO AKSU	AUS	YAMAHA - ARCO SASH MOTOR UNIVERSIT	2:13.590	4	6	9.620	1.166	116,22	
9	16	SS600NG	5	ALVARO FUERTES	ESP	- PS RACING	2:14.093	2	5	10.123	0.503	115,79	
10	66	STCK600	5	SERGIO GARCIA	ESP	- EASYRACE TEAM	2:14.129	3	3	10.159	0.036	115,76	
11	61	STCK600	6	JAVIER DEL OLMO	ESP	KAWASAKI - KAWASAKI PALMETO PLRACI	2:14.360	5	7	10.390	0.231	115,56	
12	33	SS600NG	6	FILIP REHACEK	CZE	YAMAHA - NEW2 PROJECT	2:15.272	5	7	11.302	0.912	114,78	
13	37	SS600NG	7	MAURO GONZALEZ	ESP	- TEAM SPEED RACING	2:15.426	6	6	11.456	0.154	114,65	
14	81	STCK600	7	PAOLA RAMOS	ESP	YAMAHA - SUPERHUGO 44 TEAM	2:16.240	6	8	12.270	0.814	113,96	
15	10	SS600NG	8	LEUNGO KITLANO GAOREKWE	ZAF	- I+DENT RACING TEAM	2:16.405	2	6	12.435	0.165	113,82	
16	67	STCK600	8	GON ALO CAPOTE DA SILVA	PRT	YAMAHA - EASYRACE TEAM	2:17.924	6	7	13.954	1.519	112,57	
17	42	STCK600	9	VLADISLAV GORDEICHUK	ND	YAMAHA - ILUSION RACING	2:18.413	5	7	14.443	0.489	112,17	
18	98	STCK600	10	CHANON INTA	THA	YAMAHA -	2:18.856	4	4	14.886	0.443	111,81	
19	58	STCK600	11	JOSE LUIS ARMARIO	ESP	YAMAHA - SUPERHUGO 44 TEAM	2:19.394	2	4	15.424	0.538	111,38	
20	88	SS600NG	9	SVIATOSLAV PYLYPENKO	UKR	YAMAHA - ANDOTRANS TEAM TORRENT	2:19.555	5	6	15.585	0.161	111,25	
21	77	STCK600	12	JOSE MANUEL OSUNA	ESP	KAWASAKI - DEZA-BOX77 RACING TEAM	2:21.536	5	6	17.566	1.981	109,70	
22	60	STCK600	13	ISAAC RUIVINHO MARTINS ROSA	PRT	YAMAHA - TEAM MOTOCLUBE LOUL	2:26.070	5	6	22.100	4.534	106,29	
23	17	STCK600	14	TYMUR KOSTIN	UKR	YAMAHA -	2:26.851	5	7	22.881	0.781	105,73	
24	49	STCK600	15	JAVIER APARISI	ESP	- ADN VG RACING	2:38.722	5	6	34.752	11.871	97,82	
25	7	STCK600	16	DIEGO HERNANDO	ESP	YAMAHA - ARCO SASH MOTOR UNIVERSIT			1				
26	9	SS600NG	10	SIMON JESPERSEN	DNK	YAMAHA - TEAM SCANDINAVIA			1				
27	47	STCK600	17	TIBOR ERIK VARGA	HUN	YAMAHA -			0				

Weather / Track : Cloudy / Wet

These results are provisional until the conclusion of any judicial and technical matters.

Date: 25/10/2024 Start: 15:50 Finish: 16:20

Circuito de Navarra: 4,313 km

Race Director:	Stewards:	Timekeeper:	
----------------	-----------	-------------	---

 Results can be found at www.tsl-timing.com

Printed - 16:45 viernes, viernes, 25 de octubre de 2024

ESBK - Campeonato de España de Superbikes

ESBK - Supersport NG

Libres 2 - LAP ANALYSIS

DIFF = Difference To Personal Best Lap

P1 38 JUAN RODRIGUEZ				
LAP	LAP TIME	DIFF	KPH	TIME OF DAY
1 -	2:17.486	13.516	112,93	15:53:12.889
2 -	2:06.488 (3)	2.518	122,75	15:55:19.377
3 -	2:05.828 (2)	1.858	123,39	15:57:25.205
4 -	2:03.970 (1)		125,24	15:59:29.175
5 -	2:06.580	2.610	122,66	16:01:35.755
6 -	9:11.213 P	7:07.243	28,16	16:10:46.968

P2 43 HARRY KHOURI				
LAP	LAP TIME	DIFF	KPH	TIME OF DAY
1 -	2:29.132	19.381	104,11	15:54:28.474
2 -	2:17.038	7.287	113,30	15:56:45.512
3 -	2:12.562 (3)	2.811	117,12	15:58:58.074
4 -	2:12.994	3.243	116,74	16:01:11.068
5 -	2:10.878 (2)	1.127	118,63	16:03:21.946
6 -	2:09.751 (1)		119,66	16:05:31.697
7 -	5:56.158 P	3:46.407	43,59	16:11:27.855

P3 4 ERIC FERNANDEZ				
LAP	LAP TIME	DIFF	KPH	TIME OF DAY
1 -	2:27.113	16.964	105,54	15:53:03.800
2 -	2:18.129	7.980	112,40	15:55:21.929
3 -	2:14.875 (3)	4.726	115,11	15:57:36.804
4 -	2:15.155	5.006	114,88	15:59:51.959
5 -	2:12.037 (2)	1.888	117,59	16:02:03.996
6 -	2:10.149 (1)		119,30	16:04:14.145
7 -	5:51.927 P	3:41.778	44,11	16:10:06.072
8 -	2:24.235	14.086	107,64	16:12:30.307

P4 57 FRANCISCO JAVIER PALOMERA				
LAP	LAP TIME	DIFF	KPH	TIME OF DAY
1 -	2:25.547	15.332	106,67	15:58:42.837
2 -	2:13.249 (3)	3.034	116,52	16:00:56.086
3 -	2:12.053 (2)	1.838	117,58	16:03:08.139
4 -	2:10.215 (1)		119,23	16:05:18.354
5 -	4:30.920 P	2:20.705	57,31	16:09:49.274
6 -	2:32.263	22.048	101,97	16:12:21.537

P5 31 ALBERTO GARCIA				
LAP	LAP TIME	DIFF	KPH	TIME OF DAY
1 -	2:28.497	17.487	104,55	15:53:42.176
2 -	2:15.900	4.890	114,25	15:55:58.076
3 -	2:13.205 (3)	2.195	116,56	15:58:11.281
4 -	2:12.638 (2)	1.628	117,06	16:00:23.919
5 -	2:11.010 (1)		118,51	16:02:34.929
6 -	8:52.106 P	6:41.096	29,17	16:11:27.035

P6 73 JACOPO CRETARO				
LAP	LAP TIME	DIFF	KPH	TIME OF DAY
1 -	2:30.033	18.601	103,48	15:53:32.991
2 -	2:20.489	9.057	110,51	15:55:53.480
3 -	2:16.006 (3)	4.574	114,16	15:58:09.486
4 -	2:14.657 (2)	3.225	115,30	16:00:24.143
5 -	2:11.432 (1)		118,13	16:02:35.575
6 -	2:58.568 P	47.136	86,95	16:05:34.143
7 -	4:00.141 P	1:48.709	64,65	16:09:34.284
8 -	2:19.460	8.028	111,33	16:11:53.744

DIFF = Difference To Personal Best Lap

P7 80 MOHAMMED BINLADIN				
LAP	LAP TIME	DIFF	KPH	TIME OF DAY
1 -	2:20.020	7.596	110,88	15:52:56.205
2 -	2:16.096	3.672	114,08	15:55:12.301
3 -	2:13.350 (3)	0.926	116,43	15:57:25.651
4 -	2:12.696 (2)	0.272	117,01	15:59:38.347
5 -	2:12.424 (1)		117,25	16:01:50.771
6 -	2:15.412	2.988	114,66	16:04:06.183
7 -	5:56.399 P	3:43.975	43,56	16:10:02.582
8 -	2:27.587	15.163	105,20	16:12:30.169

P8 91 TAIYO AKSU				
LAP	LAP TIME	DIFF	KPH	TIME OF DAY
1 -	2:26.860	13.270	105,72	15:53:23.690
2 -	2:16.874 (3)	3.284	113,43	15:55:40.564
3 -	2:14.555 (2)	0.965	115,39	15:57:55.119
4 -	2:13.590 (1)		116,22	16:00:08.709
5 -	9:40.792 P	7:27.202	26,73	16:09:49.501
6 -	2:25.865	12.275	106,44	16:12:15.366

P9 16 ALVARO FUERTES				
LAP	LAP TIME	DIFF	KPH	TIME OF DAY
1 -	2:24.753	10.660	107,26	15:56:07.147
2 -	2:14.093 (1)		115,79	15:58:21.240
3 -	2:14.880 (2)	0.787	115,11	16:00:36.120
4 -	8:56.257 P	6:42.164	28,95	16:09:32.377
5 -	2:17.801	3.708	112,67	16:11:50.178

P10 66 SERGIO GARCIA				
LAP	LAP TIME	DIFF	KPH	TIME OF DAY
1 -	2:29.898	15.769	103,58	15:53:14.522
2 -	2:16.533 (2)	2.404	113,72	15:55:31.055
3 -	2:14.129 (1)		115,76	15:57:45.184

P11 61 JAVIER DEL OLMO				
LAP	LAP TIME	DIFF	KPH	TIME OF DAY
1 -	2:28.269	13.909	104,72	15:54:07.577
2 -	2:17.173	2.813	113,19	15:56:24.750
3 -	2:16.347 (3)	1.987	113,87	15:58:41.097
4 -	2:14.399 (2)	0.039	115,52	16:00:55.496
5 -	2:14.360 (1)		115,56	16:03:09.856
6 -	2:16.374	2.014	113,85	16:05:26.230
7 -	4:59.756 P	2:45.396	51,79	16:10:25.986

P12 33 FILIP REHACEK				
LAP	LAP TIME	DIFF	KPH	TIME OF DAY
1 -	2:30.657	15.385	103,06	15:53:30.501
2 -	2:19.543	4.271	111,26	15:55:50.044
3 -	2:17.823	2.551	112,65	15:58:07.867
4 -	2:17.328 (3)	2.056	113,06	16:00:25.195
5 -	2:15.272 (1)		114,78	16:02:40.467
6 -	2:15.807 (2)	0.535	114,32	16:04:56.274
7 -	5:44.500 P	3:29.228	45,07	16:10:40.774

P13 37 MAURO GONZALEZ				
LAP	LAP TIME	DIFF	KPH	TIME OF DAY
1 -	2:29.207	13.781	104,06	15:52:45.083
2 -	2:20.658	5.232	110,38	15:55:05.741
3 -	2:21.947	6.521	109,38	15:57:27.688

ESBK - Campeonato de España de Superbikes

ESBK - Supersport NG

Libres 2 - LAP ANALYSIS

DIFF = Difference To Personal Best Lap

4 -	2:17.324 (3)	1.898	113,06	15:59:45.012
5 -	2:16.180 (2)	0.754	114,01	16:02:01.192
6 -	2:15.426 (1)		114,65	16:04:16.618

P14 81 PAOLA RAMOS				
LAP	LAP TIME	DIFF	KPH	TIME OF DAY
1 -	2:37.553	21.313	98,54	15:53:43.907
2 -	2:20.772	4.532	110,29	15:56:04.679
3 -	2:18.135	1.895	112,40	15:58:22.814
4 -	2:17.221 (2)	0.981	113,15	16:00:40.035
5 -	2:17.304 (3)	1.064	113,08	16:02:57.339
6 -	2:16.240 (1)		113,96	16:05:13.579
7 -	4:24.688 P	2:08.448	58,66	16:09:38.267
8 -	2:27.296	11.056	105,41	16:12:05.563

P15 10 LEUNGO KITLANO GAOREKWE				
LAP	LAP TIME	DIFF	KPH	TIME OF DAY
1 -	2:26.679	10.274	105,85	15:52:51.590
2 -	2:16.405 (1)		113,82	15:55:07.995
3 -	6:35.751 P	4:19.346	39,23	16:01:43.746
4 -	2:26.917	10.512	105,68	16:04:10.663
5 -	5:40.439 P	3:24.034	45,60	16:09:51.102
6 -	2:24.319	7.914	107,58	16:12:15.421

P16 67 GON ALO CAPOTE DA SILVA				
LAP	LAP TIME	DIFF	KPH	TIME OF DAY
1 -	2:32.957	15.033	101,51	15:53:08.948
2 -	2:21.981	4.057	109,35	15:55:30.929
3 -	2:18.067 (2)	0.143	112,45	15:57:48.996
4 -	2:19.295 (3)	1.371	111,46	16:00:08.291
5 -	2:20.578	2.654	110,44	16:02:28.869
6 -	2:17.924 (1)		112,57	16:04:46.793
7 -	6:17.016 P	3:59.092	41,18	16:11:03.809

P17 42 VLADISLAV GORDEICHUK				
LAP	LAP TIME	DIFF	KPH	TIME OF DAY
1 -	2:34.028	15.615	100,80	15:53:35.337
2 -	2:22.675	4.262	108,82	15:55:58.012
3 -	2:19.904 (2)	1.491	110,98	15:58:17.916
4 -	2:20.946	2.533	110,16	16:00:38.862
5 -	2:18.413 (1)		112,17	16:02:57.275
6 -	2:20.627 (3)	2.214	110,41	16:05:17.902
7 -	5:12.020 P	2:53.607	49,76	16:10:29.922

P18 98 CHANON INTA				
LAP	LAP TIME	DIFF	KPH	TIME OF DAY
1 -	2:34.836	15.980	100,27	15:55:45.203
2 -	2:20.438 (2)	1.582	110,55	15:58:05.641
3 -	2:28.641 (3)	9.785	104,45	16:00:34.282
4 -	2:18.856 (1)		111,81	16:02:53.138

P19 58 JOSE LUIS ARMARIO				
LAP	LAP TIME	DIFF	KPH	TIME OF DAY
1 -	2:34.229	14.835	100,67	15:53:28.381
2 -	2:19.394 (1)		111,38	15:55:47.775
3 -	13:53.523 P	11:34.129	18,62	16:09:41.298
4 -	2:28.175	8.781	104,78	16:12:09.473

DIFF = Difference To Personal Best Lap

P20 88 SVIATOSLAV PYLYPENKO				
LAP	LAP TIME	DIFF	KPH	TIME OF DAY
1 -	2:37.181	17.626	98,78	15:54:35.867
2 -	2:26.226	6.671	106,18	15:57:02.093
3 -	2:23.089 (3)	3.534	108,51	15:59:25.182
4 -	2:21.195 (2)	1.640	109,96	16:01:46.377
5 -	2:19.555 (1)		111,25	16:04:05.932
6 -	7:16.554 P	4:56.999	35,56	16:11:22.486

P21 77 JOSE MANUEL OSUNA				
LAP	LAP TIME	DIFF	KPH	TIME OF DAY
1 -	2:31.482	9.946	102,49	15:54:43.261
2 -	2:28.274	6.738	104,71	15:57:11.535
3 -	2:25.169 (3)	3.633	106,95	15:59:36.704
4 -	2:24.912 (2)	3.376	107,14	16:02:01.616
5 -	2:21.536 (1)		109,70	16:04:23.152
6 -	6:10.857 P	3:49.321	41,86	16:10:34.009

P22 60 ISAAC RUIVINO MARTINS ROSA				
LAP	LAP TIME	DIFF	KPH	TIME OF DAY
1 -	2:38.470	12.400	97,97	15:55:08.265
2 -	2:27.432 (3)	1.362	105,31	15:57:35.697
3 -	2:26.487 (2)	0.417	105,99	16:00:02.184
4 -	2:27.681	1.611	105,13	16:02:29.865
5 -	2:26.070 (1)		106,29	16:04:55.935
6 -	5:35.671 P	3:09.601	46,25	16:10:31.606

P23 17 TYMUR KOSTIN				
LAP	LAP TIME	DIFF	KPH	TIME OF DAY
1 -	3:04.045	37.194	84,36	15:53:44.887
2 -	2:39.835	12.984	97,14	15:56:24.722
3 -	2:33.109 (3)	6.258	101,41	15:58:57.831
4 -	2:29.572 (2)	2.721	103,80	16:01:27.403
5 -	2:26.851 (1)		105,73	16:03:54.254
6 -	4:51.255 P	2:24.404	53,30	16:08:45.509
7 -	2:33.060	6.209	101,44	16:11:18.569

P24 49 JAVIER APARISI				
LAP	LAP TIME	DIFF	KPH	TIME OF DAY
1 -	3:07.471	28.749	82,82	15:54:23.343
2 -	2:51.245	12.523	90,67	15:57:14.588
3 -	2:46.121 (3)	7.399	93,46	16:00:00.709
4 -	2:39.992 (2)	1.270	97,04	16:02:40.701
5 -	2:38.722 (1)		97,82	16:05:19.423
6 -	5:28.870 P	2:50.148	47,21	16:10:48.293

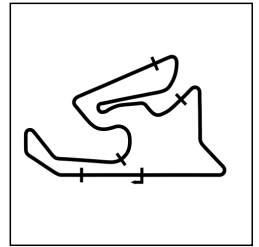
P25 7 DIEGO HERNANDO				
LAP	LAP TIME	DIFF	KPH	TIME OF DAY
1 -	2:28.452		104,59	15:53:16.344

P26 9 SIMON JESPERSEN				
LAP	LAP TIME	DIFF	KPH	TIME OF DAY
1 -	16:53.183 P		15,32	16:09:26.131

ESBK - Campeonato de España de Superbikes

ESBK - Supersport NG

Libres 2 - SECTOR ANALYSIS



SECTOR 1 = FL to I1, SECTOR 2 = I1 to I2 SECTOR 3 = I2 to I3, SECTOR 4 = I3 to FL, DIFF = Difference To Personal Best Lap, P = Crossed Finish Line in Pit Lane

P1 38 SS600NG JUAN RODRIGUEZ		- I+DENT RACING TEAM							
IDEAL LAP TIME : 2:03.821		BEST LAP TIME : 2:03.970		DIFFERENCE : 0.149					
LAP	SECTOR 1	SECTOR 2	SECTOR 3	SECTOR 4	SPEED TRAP	LAP TIME	KPH	DIFF	TIME OF DAY
1 -	OUTLAP	29.094	40.001	29.631	155,2	2:17.486	112,93	13.516	15:53:12.889
2 -	31.992	27.389	38.277	28.830	202,0	2:06.488 (3)	122,75	2.518	15:55:19.377
3 -	31.315	27.100	38.154	29.259	202,0	2:05.828 (2)	123,39	1.858	15:57:25.205
4 -	31.259	26.901	37.324	28.486	210,6	2:03.970 (1)	125,24		15:59:29.175
5 -	31.269	26.757	39.935	28.619	209,5	2:06.580	122,66	2.610	16:01:35.755
6 -	31.438	27.645	37.319	IN PIT	207,3	9:11.213 P	28,16	7:07.243	16:10:46.968

P2 43 SS600NG HARRY KHOURI		YAMAHA - ANDOTRANS TEAM TORRENTO							
IDEAL LAP TIME : 2:09.508		BEST LAP TIME : 2:09.751		DIFFERENCE : 0.243					
LAP	SECTOR 1	SECTOR 2	SECTOR 3	SECTOR 4	SPEED TRAP	LAP TIME	KPH	DIFF	TIME OF DAY
1 -	OUTLAP	31.849	42.894	32.969	138,9	2:29.132	104,11	19.381	15:54:28.474
2 -	35.332	29.963	40.516	31.227	180,0	2:17.038	113,30	7.287	15:56:45.512
3 -	33.176	28.748	39.350	31.288	196,0	2:12.562 (3)	117,12	2.811	15:58:58.074
4 -	34.806	28.326	39.127	30.735	184,1	2:12.994	116,74	3.243	16:01:11.068
5 -	33.076	28.390	39.050	30.362	194,1	2:10.878 (2)	118,63	1.127	16:03:21.946
6 -	32.763	27.948	38.435	30.605	197,0	2:09.751 (1)	119,66		16:05:31.697
7 -	34.739	31.443	46.965	IN PIT	182,4	5:56.158 P	43,59	3:46.407	16:11:27.855

P3 4 SS600NG ERIC FERNANDEZ		- TEAM SPEED RACING							
IDEAL LAP TIME : 2:10.149		BEST LAP TIME : 2:10.149		DIFFERENCE : 0.000					
LAP	SECTOR 1	SECTOR 2	SECTOR 3	SECTOR 4	SPEED TRAP	LAP TIME	KPH	DIFF	TIME OF DAY
1 -	OUTLAP	31.185	43.177	32.034	150,0	2:27.113	105,54	16.964	15:53:03.800
2 -	34.773	30.115	42.148	31.093	186,7	2:18.129	112,40	7.980	15:55:21.929
3 -	33.734	29.388	40.976	30.777	198,0	2:14.875 (3)	115,11	4.726	15:57:36.804
4 -	34.019	29.470	41.215	30.451	198,0	2:15.155	114,88	5.006	15:59:51.959
5 -	32.879	28.927	40.131	30.100	197,0	2:12.037 (2)	117,59	1.888	16:02:03.996
6 -	32.464	28.336	39.505	29.844	208,4	2:10.149 (1)	119,30		16:04:14.145
7 -	37.020	29.649	43.117	IN PIT	197,0	5:51.927 P	44,11	3:41.778	16:10:06.072
8 -	OUTLAP	29.920	40.680	34.245	149,4	2:24.235	107,64	14.086	16:12:30.307

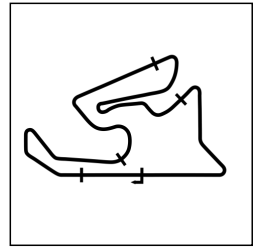
P4 57 STCK600 FRANCISCO JAVIER PALOMERA		YAMAHA - CERBA PROMORACING TEAM							
IDEAL LAP TIME : 2:09.564		BEST LAP TIME : 2:10.215		DIFFERENCE : 0.651					
LAP	SECTOR 1	SECTOR 2	SECTOR 3	SECTOR 4	SPEED TRAP	LAP TIME	KPH	DIFF	TIME OF DAY
1 -	OUTLAP	29.280	40.187	30.999	106,4	2:25.547	106,67	15.332	15:58:42.837
2 -	35.212	28.543	39.029	30.465	190,3	2:13.249 (3)	116,52	3.034	16:00:56.086
3 -	34.345	28.343	38.939	30.426	182,4	2:12.053 (2)	117,58	1.838	16:03:08.139
4 -	33.100	27.859	38.179	31.077	200,0	2:10.215 (1)	119,23		16:05:18.354
5 -	34.893	30.391	42.298	IN PIT	184,1	4:30.920 P	57,31	2:20.705	16:09:49.274
6 -	OUTLAP	31.310	40.793	36.374	139,9	2:32.263	101,97	22.048	16:12:21.537

P5 31 STCK600 ALBERTO GARCIA		- AGB31							
IDEAL LAP TIME : 2:11.010		BEST LAP TIME : 2:11.010		DIFFERENCE : 0.000					
LAP	SECTOR 1	SECTOR 2	SECTOR 3	SECTOR 4	SPEED TRAP	LAP TIME	KPH	DIFF	TIME OF DAY
1 -	OUTLAP	31.199	43.782	32.723	156,5	2:28.497	104,55	17.487	15:53:42.176
2 -	34.120	29.391	41.043	31.346	195,0	2:15.900	114,25	4.890	15:55:58.076
3 -	33.336	28.452	40.774	30.643	209,5	2:13.205 (3)	116,56	2.195	15:58:11.281
4 -	33.263	28.720	39.859	30.796	198,9	2:12.638 (2)	117,06	1.628	16:00:23.919
5 -	32.872	28.280	39.497	30.361	200,0	2:11.010 (1)	118,51		16:02:34.929
6 -	35.005	28.760	41.522	IN PIT	195,0	8:52.106 P	29,17	6:41.096	16:11:27.035

ESBK - Campeonato de España de Superbikes

ESBK - Supersport NG

Libres 2 - SECTOR ANALYSIS



SECTOR 1 = FL to I1, SECTOR 2 = I1 to I2 SECTOR 3 = I2 to I3, SECTOR 4 = I3 to FL, DIFF = Difference To Personal Best Lap, P = Crossed Finish Line in Pit Lane

P6 73 STCK600 JACOPO CRETARO		- PS RACING TEAM							
IDEAL LAP TIME : 2:11.432		BEST LAP TIME : 2:11.432		DIFFERENCE : 0.000					
LAP	SECTOR 1	SECTOR 2	SECTOR 3	SECTOR 4	SPEED TRAP	LAP TIME	KPH	DIFF	TIME OF DAY
1 -	OUTLAP	31.654	44.085	32.296	142,4	2:30.033	103,48	18.601	15:53:32.991
2 -	36.090	31.033	41.847	31.519	170,6	2:20.489	110,51	9.057	15:55:53.480
3 -	35.025	29.418	40.640	30.923	182,4	2:16.006 (3)	114,16	4.574	15:58:09.486
4 -	34.292	29.496	40.453	30.416	184,1	2:14.657 (2)	115,30	3.225	16:00:24.143
5 -	33.371	28.306	39.450	30.305	185,0	2:11.432 (1)	118,13		16:02:35.575
6 -	34.098	28.738	40.022	IN PIT	192,2	2:58.568 P	86,95	47.136	16:05:34.143
7 -	OUTLAP			IN PIT		4:00.141 P	64,65	1:48.709	16:09:34.284
8 -	OUTLAP	29.582	40.658	30.958	152,3	2:19.460	111,33	8.028	16:11:53.744

P7 80 SS600NG MOHAMMED BINLADIN		- TEAM SPEED RACING							
IDEAL LAP TIME : 2:11.683		BEST LAP TIME : 2:12.424		DIFFERENCE : 0.741					
LAP	SECTOR 1	SECTOR 2	SECTOR 3	SECTOR 4	SPEED TRAP	LAP TIME	KPH	DIFF	TIME OF DAY
1 -	OUTLAP	29.263	41.010	31.055	167,7	2:20.020	110,88	7.596	15:52:56.205
2 -	34.092	28.965	41.801	31.238	193,1	2:16.096	114,08	3.672	15:55:12.301
3 -	34.077	28.843	39.955	30.475	194,1	2:13.350 (3)	116,43	0.926	15:57:25.651
4 -	33.579	28.960	39.843	30.314	192,2	2:12.696 (2)	117,01	0.272	15:59:38.347
5 -	33.425	28.588	40.147	30.264	203,0	2:12.424 (1)	117,25		16:01:50.771
6 -	32.988	28.773	41.956	31.695	210,6	2:15.412	114,66	2.988	16:04:06.183
7 -	40.837	29.973	48.104	IN PIT	189,4	5:56.399 P	43,56	3:43.975	16:10:02.582
8 -	OUTLAP	29.426	40.201	38.046	157,7	2:27.587	105,20	15.163	16:12:30.169

P8 91 STCK600 TAIYO AKSU		YAMAHA - ARCO SASH MOTOR UNIVERSITY TEA							
IDEAL LAP TIME : 2:13.332		BEST LAP TIME : 2:13.590		DIFFERENCE : 0.258					
LAP	SECTOR 1	SECTOR 2	SECTOR 3	SECTOR 4	SPEED TRAP	LAP TIME	KPH	DIFF	TIME OF DAY
1 -	OUTLAP	30.578	45.846	31.559	145,0	2:26.860	105,72	13.270	15:53:23.690
2 -	34.609	30.065	41.137	31.063	186,7	2:16.874 (3)	113,43	3.284	15:55:40.564
3 -	33.977	29.050	40.059	31.469	189,4	2:14.555 (2)	115,39	0.965	15:57:55.119
4 -	33.555	29.117	40.250	30.668	196,0	2:13.590 (1)	116,22		16:00:08.709
5 -	35.026	30.086	40.644	IN PIT	182,4	9:40.792 P	26,73	7:27.202	16:09:49.501
6 -	OUTLAP	31.148	40.371	33.922	154,0	2:25.865	106,44	12.275	16:12:15.366

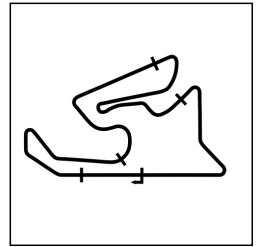
P9 16 SS600NG ALVARO FUERTES		- PS RACING							
IDEAL LAP TIME : 2:12.957		BEST LAP TIME : 2:14.093		DIFFERENCE : 1.136					
LAP	SECTOR 1	SECTOR 2	SECTOR 3	SECTOR 4	SPEED TRAP	LAP TIME	KPH	DIFF	TIME OF DAY
1 -	OUTLAP	29.934	46.018	31.533	166,3	2:24.753	107,26	10.660	15:56:07.147
2 -	33.591	28.862	40.879	30.761	207,3	2:14.093 (1)	115,79		15:58:21.240
3 -	33.559	29.216	41.213	30.892	205,1	2:14.880 (2)	115,11	0.787	16:00:36.120
4 -	34.338	32.037	42.659	IN PIT	196,0	8:56.257 P	28,95	6:42.164	16:09:32.377
5 -	OUTLAP	29.561	39.980	30.556	152,8	2:17.801	112,67	3.708	16:11:50.178

P10 66 STCK600 SERGIO GARCIA		- EASYRACE TEAM							
IDEAL LAP TIME : 2:11.555		BEST LAP TIME : 2:14.129		DIFFERENCE : 2.574					
LAP	SECTOR 1	SECTOR 2	SECTOR 3	SECTOR 4	SPEED TRAP	LAP TIME	KPH	DIFF	TIME OF DAY
1 -	OUTLAP	31.467	41.717	32.138	128,9	2:29.898	103,58	15.769	15:53:14.522
2 -	34.176	29.018	40.963	32.376	200,0	2:16.533 (2)	113,72	2.404	15:55:31.055
3 -	35.566	28.262	39.813	30.488	181,6	2:14.129 (1)	115,76		15:57:45.184

ESBK - Campeonato de España de Superbikes

ESBK - Supersport NG

Libres 2 - SECTOR ANALYSIS



SECTOR 1 = FL to I1, SECTOR 2 = I1 to I2 SECTOR 3 = I2 to I3, SECTOR 4 = I3 to FL, DIFF = Difference To Personal Best Lap, P = Crossed Finish Line in Pit Lane

P11 61 STCK600 JAVIER DEL OLMO		KAWASAKI - KAWASAKI PALMETO PLRACING							
IDEAL LAP TIME : 2:13.915		BEST LAP TIME : 2:14.360		DIFFERENCE : 0.445					
LAP	SECTOR 1	SECTOR 2	SECTOR 3	SECTOR 4	SPEED TRAP	LAP TIME	KPH	DIFF	TIME OF DAY
1 -	OUTLAP	30.707	43.730	32.356	147,7	2:28.269	104,72	13.909	15:54:07.577
2 -	33.511	29.795	41.979	31.888	212,9	2:17.173	113,19	2.813	15:56:24.750
3 -	34.118	29.244	41.552	31.433	206,2	2:16.347 (3)	113,87	1.987	15:58:41.097
4 -	33.515	28.870	40.813	31.201	200,0	2:14.399 (2)	115,52	0.039	16:00:55.496
5 -	33.772	28.822	40.582	31.184	198,9	2:14.360 (1)	115,56		16:03:09.856
6 -	33.327	28.992	40.743	33.312	204,1	2:16.374	113,85	2.014	16:05:26.230
7 -	38.094	32.768	49.095	IN PIT	196,0	4:59.756 P	51,79	2:45.396	16:10:25.986

P12 33 SS600NG FILIP REHACEK		YAMAHA - NEW2 PROJECT							
IDEAL LAP TIME : 2:14.541		BEST LAP TIME : 2:15.272		DIFFERENCE : 0.731					
LAP	SECTOR 1	SECTOR 2	SECTOR 3	SECTOR 4	SPEED TRAP	LAP TIME	KPH	DIFF	TIME OF DAY
1 -	OUTLAP	30.911	45.819	32.552	145,5	2:30.657	103,06	15.385	15:53:30.501
2 -	34.756	30.583	42.533	31.671	186,7	2:19.543	111,26	4.271	15:55:50.044
3 -	34.639	30.111	41.821	31.252	194,1	2:17.823	112,65	2.551	15:58:07.867
4 -	34.518	30.031	41.991	30.788	193,1	2:17.328 (3)	113,06	2.056	16:00:25.195
5 -	33.660	28.873	41.220	31.519	186,7	2:15.272 (1)	114,78		16:02:40.467
6 -	33.815	29.504	41.501	30.987	194,1	2:15.807 (2)	114,32	0.535	16:04:56.274
7 -	35.255	30.036	44.138	IN PIT	167,0	5:44.500 P	45,07	3:29.228	16:10:40.774

P13 37 SS600NG MAURO GONZALEZ		- TEAM SPEED RACING							
IDEAL LAP TIME : 2:15.206		BEST LAP TIME : 2:15.426		DIFFERENCE : 0.220					
LAP	SECTOR 1	SECTOR 2	SECTOR 3	SECTOR 4	SPEED TRAP	LAP TIME	KPH	DIFF	TIME OF DAY
1 -	OUTLAP	31.237	45.370	32.149	155,2	2:29.207	104,06	13.781	15:52:45.083
2 -	35.666	30.785	43.086	31.121	185,0	2:20.658	110,38	5.232	15:55:05.741
3 -	34.560	29.456	46.822	31.109	187,6	2:21.947	109,38	6.521	15:57:27.688
4 -	34.131	29.815	42.085	31.293	190,3	2:17.324 (3)	113,06	1.898	15:59:45.012
5 -	34.112	29.512	41.249	31.307	192,2	2:16.180 (2)	114,01	0.754	16:02:01.192
6 -	33.825	29.676	41.166	30.759	207,3	2:15.426 (1)	114,65		16:04:16.618

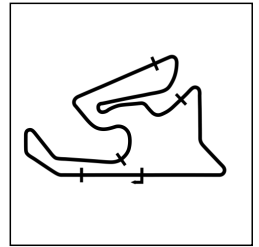
P14 81 STCK600 PAOLA RAMOS		YAMAHA - SUPERHUGO 44 TEAM							
IDEAL LAP TIME : 2:14.642		BEST LAP TIME : 2:16.240		DIFFERENCE : 1.598					
LAP	SECTOR 1	SECTOR 2	SECTOR 3	SECTOR 4	SPEED TRAP	LAP TIME	KPH	DIFF	TIME OF DAY
1 -	OUTLAP	32.759	45.814	34.548	123,3	2:37.553	98,54	21.313	15:53:43.907
2 -	35.218	31.043	42.322	32.189	185,0	2:20.772	110,29	4.532	15:56:04.679
3 -	34.892	29.976	42.062	31.205	197,0	2:18.135	112,40	1.895	15:58:22.814
4 -	34.692	29.216	41.928	31.385	188,5	2:17.221 (2)	113,15	0.981	16:00:40.035
5 -	34.209	30.186	41.511	31.398	192,2	2:17.304 (3)	113,08	1.064	16:02:57.339
6 -	33.666	28.935	40.836	32.803	203,0	2:16.240 (1)	113,96		16:05:13.579
7 -	36.700	34.258	44.818	IN PIT	196,0	4:24.688 P	58,66	2:08.448	16:09:38.267
8 -	OUTLAP	30.946	41.862	33.002	133,3	2:27.296	105,41	11.056	16:12:05.563

P15 10 SS600NG LEUNGO KITLANO GAOREKWE		- I+DENT RACING TEAM							
IDEAL LAP TIME : 2:11.985		BEST LAP TIME : 2:16.405		DIFFERENCE : 4.420					
LAP	SECTOR 1	SECTOR 2	SECTOR 3	SECTOR 4	SPEED TRAP	LAP TIME	KPH	DIFF	TIME OF DAY
1 -	OUTLAP	31.076	43.572	31.835	167,7	2:26.679	105,85	10.274	15:52:51.590
2 -	34.297	29.485	41.366	31.257	200,0	2:16.405 (1)	113,82		15:55:07.995
3 -	33.192	29.170	1:00.817	IN PIT	220,0	6:35.751 P	39,23	4:19.346	16:01:43.746
4 -	OUTLAP	29.035	43.199	31.055	80,9	2:26.917	105,68	10.512	16:04:10.663
5 -	32.808	28.577	39.545	IN PIT	217,5	5:40.439 P	45,60	3:24.034	16:09:51.102
6 -	OUTLAP	30.723	40.018	34.670	147,2	2:24.319	107,58	7.914	16:12:15.421

ESBK - Campeonato de España de Superbikes

ESBK - Supersport NG

Libres 2 - SECTOR ANALYSIS



SECTOR 1 = FL to I1, SECTOR 2 = I1 to I2 SECTOR 3 = I2 to I3, SECTOR 4 = I3 to FL, DIFF = Difference To Personal Best Lap, P = Crossed Finish Line in Pit Lane

P16 67 STCK600 GON ALO CAPOTE DA SILVA					YAMAHA - EASYRACE TEAM				
IDEAL LAP TIME : 2:16.352		BEST LAP TIME : 2:17.924			DIFFERENCE : 1.572				
LAP	SECTOR 1	SECTOR 2	SECTOR 3	SECTOR 4	SPEED TRAP	LAP TIME	KPH	DIFF	TIME OF DAY
1 -	OUTLAP	31.928	44.137	33.792	137,9	2:32.957	101,51	15.033	15:53:08.948
2 -	36.536	30.233	42.832	32.380	174,4	2:21.981	109,35	4.057	15:55:30.929
3 -	35.685	29.775	40.766	31.841	180,8	2:18.067 (2)	112,45	0.143	15:57:48.996
4 -	35.376	30.405	41.675	31.839	184,1	2:19.295 (3)	111,46	1.371	16:00:08.291
5 -	35.587	30.906	42.072	32.013	175,2	2:20.578	110,44	2.654	16:02:28.869
6 -	35.041	29.428	41.595	31.860	174,4	2:17.924 (1)	112,57		16:04:46.793
7 -	34.319	30.622	43.793	IN PIT	186,7	6:17.016 P	41,18	3:59.092	16:11:03.809

P17 42 STCK600 VLADISLAV GORDEICHUK					YAMAHA - ILUSION RACING				
IDEAL LAP TIME : 2:18.216		BEST LAP TIME : 2:18.413			DIFFERENCE : 0.197				
LAP	SECTOR 1	SECTOR 2	SECTOR 3	SECTOR 4	SPEED TRAP	LAP TIME	KPH	DIFF	TIME OF DAY
1 -	OUTLAP	32.316	45.883	33.674	137,5	2:34.028	100,80	15.615	15:53:35.337
2 -	36.654	31.190	42.538	32.293	168,5	2:22.675	108,82	4.262	15:55:58.012
3 -	35.564	30.455	42.008	31.877	183,3	2:19.904 (2)	110,98	1.491	15:58:17.916
4 -	35.599	31.282	42.084	31.981	186,7	2:20.946	110,16	2.533	16:00:38.862
5 -	34.770	30.437	41.507	31.699	186,7	2:18.413 (1)	112,17		16:02:57.275
6 -	34.989	30.240	42.189	33.209	191,3	2:20.627 (3)	110,41	2.214	16:05:17.902
7 -	35.141	32.136	45.547	IN PIT	194,1	5:12.020 P	49,76	2:53.607	16:10:29.922

P18 98 STCK600 CHANON INTA					YAMAHA -				
IDEAL LAP TIME : 2:18.439		BEST LAP TIME : 2:18.856			DIFFERENCE : 0.417				
LAP	SECTOR 1	SECTOR 2	SECTOR 3	SECTOR 4	SPEED TRAP	LAP TIME	KPH	DIFF	TIME OF DAY
1 -	OUTLAP	31.905	43.326	32.137	111,2	2:34.836	100,27	15.980	15:55:45.203
2 -	35.554	30.079	42.876	31.929	178,3	2:20.438 (2)	110,55	1.582	15:58:05.641
3 -			43.105	32.459	191,3	2:28.641 (3)	104,45	9.785	16:00:34.282
4 -	34.931	29.998	42.124	31.803	193,1	2:18.856 (1)	111,81		16:02:53.138

P19 58 STCK600 JOSE LUIS ARMARIO					YAMAHA - SUPERHUGO 44 TEAM				
IDEAL LAP TIME : 2:19.394		BEST LAP TIME : 2:19.394			DIFFERENCE : 0.000				
LAP	SECTOR 1	SECTOR 2	SECTOR 3	SECTOR 4	SPEED TRAP	LAP TIME	KPH	DIFF	TIME OF DAY
1 -	OUTLAP	31.234	46.843	33.151	148,8	2:34.229	100,67	14.835	15:53:28.381
2 -	34.424	30.360	42.497	32.113	190,3	2:19.394 (1)	111,38		15:55:47.775
3 -	41.678	31.751	46.565	IN PIT	205,1	13:53.523 P	18,62	11:34.129	16:09:41.298
4 -	OUTLAP	30.690	43.544	32.868	140,4	2:28.175	104,78	8.781	16:12:09.473

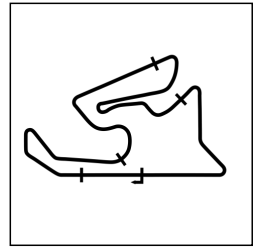
P20 88 SS600NG SVIATOSLAV PYLYPENKO					YAMAHA - ANDOTRANS TEAM TORRENT				
IDEAL LAP TIME : 2:18.807		BEST LAP TIME : 2:19.555			DIFFERENCE : 0.748				
LAP	SECTOR 1	SECTOR 2	SECTOR 3	SECTOR 4	SPEED TRAP	LAP TIME	KPH	DIFF	TIME OF DAY
1 -	OUTLAP	33.443	46.344	34.124	135,1	2:37.181	98,78	17.626	15:54:35.867
2 -	36.960	32.221	44.280	32.765	178,3	2:26.226	106,18	6.671	15:57:02.093
3 -	35.686	31.840	43.225	32.338	183,3	2:23.089 (3)	108,51	3.534	15:59:25.182
4 -	35.224	31.156	42.688	32.127	187,6	2:21.195 (2)	109,96	1.640	16:01:46.377
5 -	35.209	30.626	41.942	31.778	183,3	2:19.555 (1)	111,25		16:04:05.932
6 -	34.774	30.313	43.019	IN PIT	196,0	7:16.554 P	35,56	4:56.999	16:11:22.486

P21 77 STCK600 JOSE MANUEL OSUNA					KAWASAKI - DEZA-BOX77 RACING TEAM				
IDEAL LAP TIME : 2:20.835		BEST LAP TIME : 2:21.536			DIFFERENCE : 0.701				
LAP	SECTOR 1	SECTOR 2	SECTOR 3	SECTOR 4	SPEED TRAP	LAP TIME	KPH	DIFF	TIME OF DAY
1 -	OUTLAP	32.112	45.406	33.381	169,2	2:31.482	102,49	9.946	15:54:43.261
2 -	38.149	31.427	44.657	34.041	205,1	2:28.274	104,71	6.738	15:57:11.535
3 -	36.057	31.361	44.345	33.406	196,0	2:25.169 (3)	106,95	3.633	15:59:36.704
4 -	35.780	31.455	44.451	33.226	200,0	2:24.912 (2)	107,14	3.376	16:02:01.616
5 -	35.201	30.306	43.310	32.719	197,0	2:21.536 (1)	109,70		16:04:23.152
6 -	34.732	30.074	45.305	IN PIT	208,4	6:10.857 P	41,86	3:49.321	16:10:34.009

ESBK - Campeonato de España de Superbikes

ESBK - Supersport NG

Libres 2 - SECTOR ANALYSIS



SECTOR 1 = FL to I1, SECTOR 2 = I1 to I2 SECTOR 3 = I2 to I3, SECTOR 4 = I3 to FL, DIFF = Difference To Personal Best Lap, P = Crossed Finish Line in Pit Lane

P22 60 STCK600 ISAAC RUIVINHO MARTINS ROSA		YAMAHA - TEAM MOTOCLUBE LOUL							
IDEAL LAP TIME : 2:25.619		BEST LAP TIME : 2:26.070		DIFFERENCE : 0.451					
LAP	SECTOR 1	SECTOR 2	SECTOR 3	SECTOR 4	SPEED TRAP	LAP TIME	KPH	DIFF	TIME OF DAY
1 -	OUTLAP	32.800	46.062	33.694	119,6	2:38.470	97,97	12.400	15:55:08.265
2 -	37.350	31.922	44.611	33.549	170,6	2:27.432 (3)	105,31	1.362	15:57:35.697
3 -	37.249	31.419	44.483	33.336	174,4	2:26.487 (2)	105,99	0.417	16:00:02.184
4 -	38.228	31.823	44.615	33.015	165,0	2:27.681	105,13	1.611	16:02:29.865
5 -	36.758	31.702	44.427	33.183	175,2	2:26.070 (1)	106,29		16:04:55.935
6 -	36.774	33.899	50.948	IN PIT	175,2	5:35.671 P	46,25	3:09.601	16:10:31.606

P23 17 STCK600 TYMUR KOSTIN		YAMAHA -							
IDEAL LAP TIME : 2:24.835		BEST LAP TIME : 2:26.851		DIFFERENCE : 2.016					
LAP	SECTOR 1	SECTOR 2	SECTOR 3	SECTOR 4	SPEED TRAP	LAP TIME	KPH	DIFF	TIME OF DAY
1 -	OUTLAP	35.429	59.904	37.419	107,6	3:04.045	84,36	37.194	15:53:44.887
2 -	40.614	35.073	48.506	35.642	140,9	2:39.835	97,14	12.984	15:56:24.722
3 -	39.246	32.756	46.641	34.466	156,5	2:33.109 (3)	101,41	6.258	15:58:57.831
4 -	38.374	32.087	45.401	33.710	163,6	2:29.572 (2)	103,80	2.721	16:01:27.403
5 -	37.563	31.683	44.361	33.244	169,2	2:26.851 (1)	105,73		16:03:54.254
6 -	36.781	31.450	45.009	IN PIT	166,3	4:51.255 P	53,30	2:24.404	16:08:45.509
7 -	OUTLAP	31.581	44.337	32.475	99,0	2:33.060	101,44	6.209	16:11:18.569

P24 49 STCK600 JAVIER APARISI		- ADN VG RACING							
IDEAL LAP TIME : 2:38.150		BEST LAP TIME : 2:38.722		DIFFERENCE : 0.572					
LAP	SECTOR 1	SECTOR 2	SECTOR 3	SECTOR 4	SPEED TRAP	LAP TIME	KPH	DIFF	TIME OF DAY
1 -	OUTLAP	39.846	53.673	40.256	110,6	3:07.471	82,82	28.749	15:54:23.343
2 -	44.217	36.687	51.657	38.684	133,3	2:51.245	90,67	12.523	15:57:14.588
3 -	43.450	34.323	50.540	37.808	145,5	2:46.121 (3)	93,46	7.399	16:00:00.709
4 -	41.388	34.255	48.687	35.662	152,3	2:39.992 (2)	97,04	1.270	16:02:40.701
5 -	40.407	33.855	48.226	36.234	162,9	2:38.722 (1)	97,82		16:05:19.423
6 -	41.305	34.812	49.731	IN PIT	164,3	5:28.870 P	47,21	2:50.148	16:10:48.293

P25 7 STCK600 DIEGO HERNANDO		YAMAHA - ARCO SASH MOTOR UNIVERSITY TEA							
IDEAL LAP TIME : 2:22.999		BEST LAP TIME :		DIFFERENCE :					
LAP	SECTOR 1	SECTOR 2	SECTOR 3	SECTOR 4	SPEED TRAP	LAP TIME	KPH	DIFF	TIME OF DAY
1 -	OUTLAP	31.525	43.247	32.095	154,6	2:28.452	104,59		15:53:16.344

P26 9 SS600NG SIMON JESPERSEN		YAMAHA - TEAM SCANDINAVIA							
IDEAL LAP TIME :		BEST LAP TIME :		DIFFERENCE :					
LAP	SECTOR 1	SECTOR 2	SECTOR 3	SECTOR 4	SPEED TRAP	LAP TIME	KPH	DIFF	TIME OF DAY
1 -	OUTLAP	34.750	47.789	IN PIT	129,4	16:53.183 P	15,32		16:09:26.131

ESBK - Campeonato de España de Superbikes

ESBK - Supersport NG

Libres 2 - BEST SECTORS

SECTOR 1				SECTOR 2		SECTOR 3		SECTOR 4		IDEAL / BEST COMPARISON								
POS	NO	NAME	TIME	NO	NAME	TIME	NO	NAME	TIME	POS	NO	NAME	IDEAL	BEST	DIFF			
													PERFECT LAP 2:03.821					
1	38	RODRIGU	31.259	38	RODRIGU	26.757	38	RODRIGU	37.319	38	RODRIGU	28.486	1	38	RODRIGUEZ	2:03.821	2:03.970	0.149
2	4	FERNAND	32.464	57	PALOMER	27.859	57	PALOMER	38.179	4	FERNAND	29.844	2	43	KHOURI	2:09.508	2:09.751	0.243
3	43	KHOURI	32.763	43	KHOURI	27.948	43	KHOURI	38.435	80	BINLADI	30.264	3	57	PALOMERA	2:09.564	2:10.215	0.651
4	10	GAOREKV	32.808	66	GARCIA	28.262	73	CRETARO	39.450	73	CRETARO	30.305	4	4	FERNANDEZ	2:10.149	2:10.149	0.000
5	31	GARCIA	32.872	31	GARCIA	28.280	31	GARCIA	39.497	31	GARCIA	30.361	5	31	GARCIA	2:11.010	2:11.010	0.000
6	80	BINLADI	32.988	73	CRETARO	28.306	4	FERNAND	39.505	43	KHOURI	30.362	6	73	CRETARO	2:11.432	2:11.432	0.000
7	66	GARCIA	32.992	4	FERNAND	28.336	10	GAOREKV	39.545	57	PALOMER	30.426	7	66	GARCIA	2:11.555	2:14.129	2.574
8	57	PALOMER	33.100	10	GAOREKV	28.577	66	GARCIA	39.813	66	GARCIA	30.488	8	80	BINLADIN	2:11.683	2:12.424	0.741
9	61	DEL OLM	33.327	80	BINLADI	28.588	80	BINLADI	39.843	16	FUERTES	30.556	9	10	GAOREKWE	2:11.985	2:16.405	4.420
10	73	CRETARO	33.371	61	DEL OLM	28.822	16	FUERTES	39.980	91	AKSU	30.668	10	16	FUERTES	2:12.957	2:14.093	1.136
11	91	AKSU	33.555	16	FUERTES	28.862	91	AKSU	40.059	37	GONZALE	30.759	11	91	AKSU	2:13.332	2:13.590	0.258
12	16	FUERTES	33.559	33	REHACEK	28.873	61	DEL OLM	40.582	33	REHACEK	30.788	12	61	DEL OLMO	2:13.915	2:14.360	0.445
13	33	REHACEK	33.660	81	RAMOS	28.935	67	CAPOTE	40.766	10	GAOREKV	31.055	13	33	REHACEK	2:14.541	2:15.272	0.731
14	81	RAMOS	33.666	91	AKSU	29.050	81	RAMOS	40.836	61	DEL OLM	31.184	14	81	RAMOS	2:14.642	2:16.240	1.598
15	37	GONZALE	33.825	67	CAPOTE	29.428	37	GONZALE	41.166	81	RAMOS	31.205	15	37	GONZALEZ	2:15.206	2:15.426	0.220
16	67	CAPOTE	34.319	37	GONZALE	29.456	33	REHACEK	41.220	42	GORDEIC	31.699	16	67	CAPOTE DA SILVA	2:16.352	2:17.924	1.572
17	58	ARMARIO	34.424	47	VARGA	29.712	42	GORDEIC	41.507	88	PYLYPEN	31.778	17	42	GORDEICHUK	2:18.216	2:18.413	0.197
18	98	INTA	34.514	98	INTA	29.998	88	PYLYPEN	41.942	98	INTA	31.803	18	98	INTA	2:18.439	2:18.856	0.417
19	77	OSUNA	34.732	77	OSUNA	30.074	98	INTA	42.124	67	CAPOTE	31.839	19	88	PYLYPENKO	2:18.807	2:19.555	0.748
20	42	GORDEIC	34.770	42	GORDEIC	30.240	58	ARMARIO	42.497	7	HERNAND	32.095	20	58	ARMARIO	2:19.394	2:19.394	0.000
21	88	PYLYPEN	34.774	88	PYLYPEN	30.313	7	HERNAND	43.247	58	ARMARIO	32.113	21	77	OSUNA	2:20.835	2:21.536	0.701
22	7	HERNAND	36.132	58	ARMARIO	30.360	77	OSUNA	43.310	17	KOSTIN	32.475	22	7	HERNANDO	2:22.999		
23	17	KOSTIN	36.573	60	RUIVINH	31.419	9	JESPERS	43.924	77	OSUNA	32.719	23	17	KOSTIN	2:24.835	2:26.851	2.016
24	60	RUIVINH	36.758	17	KOSTIN	31.450	17	KOSTIN	44.337	60	RUIVINH	33.015	24	60	RUIVINHO MARTINS R	2:25.619	2:26.070	0.451
25	49	APARISI	40.407	7	HERNAND	31.525	60	RUIVINH	44.427	49	APARISI	35.662	25	49	APARISI	2:38.150	2:38.722	0.572
26				9	JESPERS	31.886	49	APARISI	48.226				26	9	JESPERSEN			
27				49	APARISI	33.855												

ESBK - Campeonato de España de Superbikes

ESBK - Supersport NG

Libres 2 - BEST SPEEDS

POS	NO	NAME	VMAX	KPH
1	10	GAOREKWE		220,0
2	61	DEL OLMO		212,9
3	38	RODRIGUEZ		210,6
4	80	BINLADIN		210,6
5	31	GARCIA		209,5
6	4	FERNANDEZ		208,4
7	77	OSUNA		208,4
8	16	FUERTES		207,3
9	37	GONZALEZ		207,3
10	58	ARMARIO		205,1
11	66	GARCIA		204,1
12	81	RAMOS		203,0
13	57	PALOMERA		200,0
14	98	INTA		200,0
15	43	KHOURI		197,0
16	73	CRETARO		197,0
17	91	AKSU		196,0
18	88	PYLYPENKO		196,0
19	33	REHACEK		194,1
20	42	GORDEICHUK		194,1
21	67	CAPOTE DA SILVA		186,7
22	60	RUIVINHO MARTINS ROSA		175,2
23	17	KOSTIN		169,2
24	7	HERNANDO		166,3
25	49	APARISI		164,3
26	47	VARGA		152,8
27	9	JESPERSEN		137,5

ESBK - Campeonato de España de Superbikes

ESBK - Supersport NG

Libres 2 - STATISTICS

Competitors Started 27
Planned Start 2024-10-25 @ 15:50:00.000
Actual Start 2024-10-25 @ 15:50:00.000
Finish Time 2024-10-25 @ 16:20:00.000
Track Length 4,313km
Total Laps 152
Total Distance Covered 655,576km

Session Fastest Lap History

NO	CL	NAME	LAP TIME	TIME OF DAY	LAP	VEHICLE
37	SS600NG	MAURO GONZALEZ	2:20.658	15:55:05.735	2	
10	SS600NG	LEUNGO KITLANO GAOREKWE	2:16.405	15:55:07.992	2	
80	SS600NG	MOHAMMED BINLADIN	2:16.096	15:55:12.298	2	
38	SS600NG	JUAN RODRIGUEZ	2:06.488	15:55:19.371	2	
38	SS600NG	JUAN RODRIGUEZ	2:05.828	15:57:25.200	3	
38	SS600NG	JUAN RODRIGUEZ	2:03.970	15:59:29.170	4	

Flag History

TYPE	TIME OF DAY
GREEN	15:50:00.000
RED	16:05:34.908
GREEN	16:08:39.149
RED	16:13:11.350
FINISH	16:20:00.000

Flag Statistics

TYPE	COUNT	TOTAL LAPS	TOTAL TIME
Green	2	8	20:07.109
Red	2	0	9:52.890
Safety Car	0	0	0.000
FCY	0	0	0.000

ESBK - Campeonato de España de Superbikes

ESBK - Supersport NG

Libres 2 - STATISTICS

CLASS : SS600NG

10 Starters

Fastest Lap History

NO	NAME	LAP TIME	TIME OF DAY	LAP	VEHICLE
37	MAURO GONZALEZ	2:20.658	15:55:05.735	2	
10	LEUNGO KITLANO GAOREKWE	2:16.405	15:55:07.992	2	
80	MOHAMMED BINLADIN	2:16.096	15:55:12.298	2	
38	JUAN RODRIGUEZ	2:06.488	15:55:19.371	2	
38	JUAN RODRIGUEZ	2:05.828	15:57:25.200	3	
38	JUAN RODRIGUEZ	2:03.970	15:59:29.170	4	

ESBK - Campeonato de España de Superbikes

ESBK - Supersport NG

Libres 2 - STATISTICS

CLASS : STCK600

17 Starters

Fastest Lap History

NO	NAME	LAP TIME	TIME OF DAY	LAP	VEHICLE
67	GON ALO CAPOTE DA SILVA	2:21.981	15:55:30.923	2	YAMAHA
66	SERGIO GARCIA	2:16.533	15:55:31.049	2	
31	ALBERTO GARCIA	2:15.900	15:55:58.076	2	
66	SERGIO GARCIA	2:14.129	15:57:45.178	3	
31	ALBERTO GARCIA	2:13.205	15:58:11.275	3	
31	ALBERTO GARCIA	2:12.638	16:00:23.912	4	
31	ALBERTO GARCIA	2:11.010	16:02:34.923	5	
57	FRANCISCO JAVIER PALOMERA	2:10.215	16:05:18.347	4	YAMAHA