



ESBK - Campeonato de España de Superbikes Moto4



Round 7
Circuito de Navarra
25th - 27th October 2024



Timing & Results Provided by Timing Solutions Ltd

www.tsl-timing.com

CIRCUIT DATA

Circuito de
Navarra



1 Nº CURVA - TURN NUMBER

SL STARTING LINE

FINISH

Int 1 INTERMEDIATE 1

Int 2 INTERMEDIATE 2

Int 3 INTERMEDIATE 3

SC1 SAFETY CAR 1

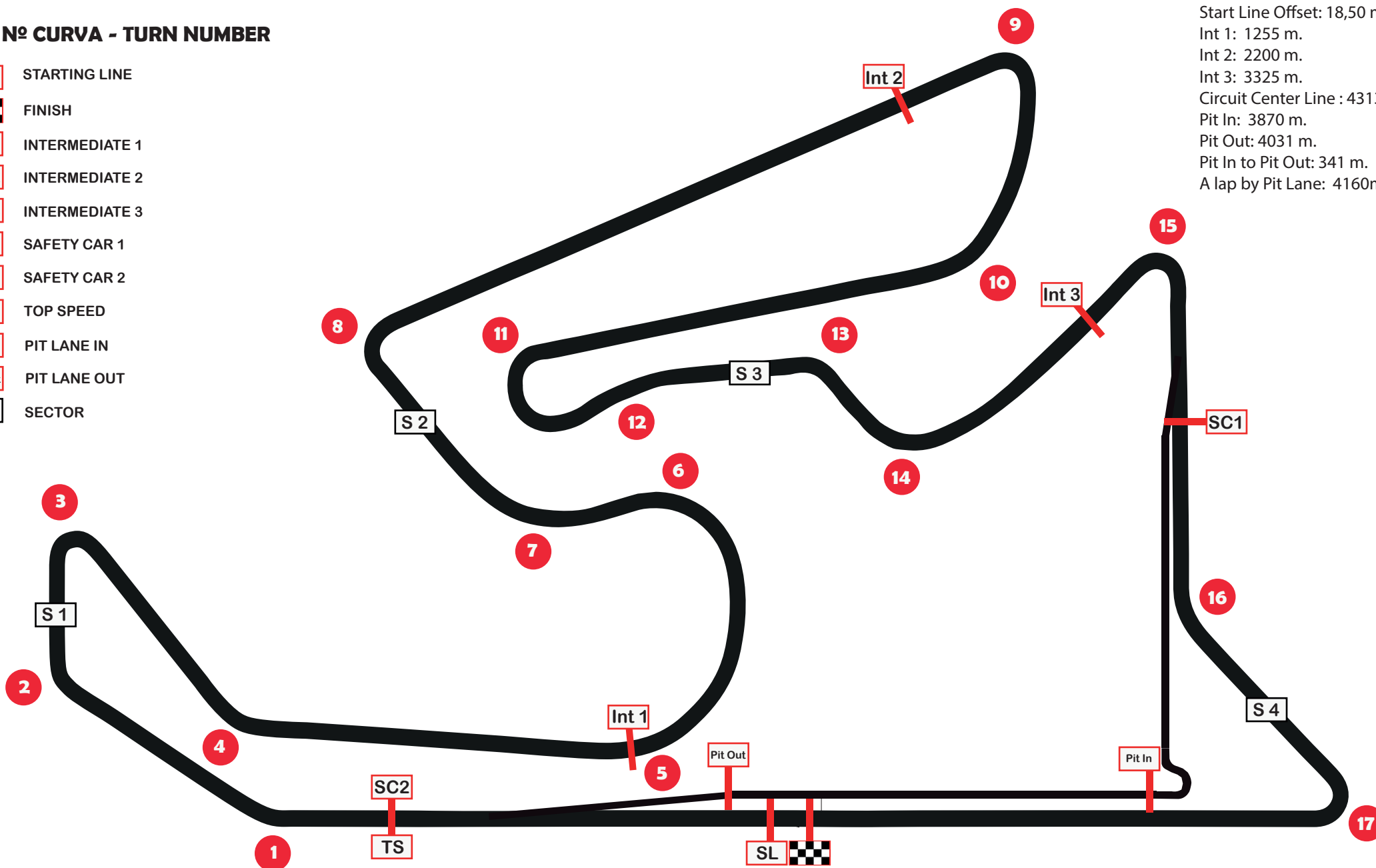
SC2 SAFETY CAR 2

TS TOP SPEED

Pit In PIT LANE IN

Pit Out PIT LANE OUT

S SECTOR



Start Line Offset: 18,50 m

Int 1: 1255 m.

Int 2: 2200 m.

Int 3: 3325 m.

Circuit Center Line : 4313 m.

Pit In: 3870 m.

Pit Out: 4031 m.

Pit In to Pit Out: 341 m.

A lap by Pit Lane: 4160m.

ESBK - Campeonato de Espana de Superbikes
ESBK - Moto4
Libres 1 - CLASSIFICATION

POS	NO	NAME	NAT	ENTRY	TIME	ON	LAPS	GAP	DIFF	KPH
1	4	QABIL IRFAN AZLAN	MYS	CORSE FACTORY - FRANDO RACING VHC	2:25.226	9	10			106,91
2	12	FRANÇOIS FLORIAN	FRA	BeOn - MECAPROJECT TEAM ADO	2:26.369	8	12	1.143	1.143	106,07
3	27	RICCARDO MICHIELIN	ITA	BeOn - ASPAR KSB TECHNICAL ACADEMY	2:28.632	6	11	3.406	2.263	104,46
4	17	SOANE LACHIEZE	FRA	BeOn - BRS	2:30.092	6	12	4.866	1.460	103,44
5	89	ERIC RUZ	ESP	BeOn - IGAXTEAM	2:30.108	7	7	4.882	0.016	103,43
6	93	TANUTCHANON SRIPETCHSUWAN	ESP	- FRANDO RACING VHC TEAM LIQUI MOL'	2:30.815	6	10	5.589	0.707	102,95
7	19	NATHAN THOMAS GOUKER	USA	BeOn -	2:30.914	4	11	5.688	0.099	102,88
8	85	ENZO ZARAGOZA	ESP	BeOn - IGAXTEAM	2:31.416	6	10	6.190	0.502	102,54
9	38	ALESSIO ARNOLD	CHE	ROTEK - FULLMOTO SQUADRA CORSE	2:32.215	6	6	6.989	0.799	102,00
10	41	IVAN MAIOROV	ND	BeOn -	2:32.989	8	10	7.763	0.774	101,48
11	23	ANTHONY LUPO JR.	ESP	BeOn -	2:33.857	8	12	8.631	0.868	100,91
12	77	ALEXANDRE MIGUEL INACIO	PRT	BeOn - TEAM MOTOCLUBE LOULÉ	2:33.923	2	2	8.697	0.066	100,87
13	66	TOMAS TURETTA	ESP	BeOn - ALMA RACING TEAM	2:34.002	8	11	8.776	0.079	100,82
14	74	FERMIN VALERO	ESP	BeOn - ASPAR KSB TECHNICAL ACADEMY	2:34.479	11	11	9.253	0.477	100,51
15	20	LOUIS COULOM	FRA	BeOn -	2:37.077	5	10	11.851	2.598	98,84
16	44	LEONARDO CASADEI	ITA	BeOn - IGAXTEAM	2:38.463	4	4	13.237	1.386	97,98
17	55	GONÇALO DE MELO	PRT	MIR RACING -	2:39.568	4	6	14.342	1.105	97,30
18	94	ENEKO OSORIO	ESP	CORSE FACTORY - FRANDO RACING VHC			0			

Weather / Track : Rain / Wet

These results are provisional until the conclusion of any judicial and technical matters.

Date: 25/10/2024 Start: 12:20 Finish: 12:50

Circuito de Navarra: 4,313 km

Race Director:	Stewards:	Timekeeper:
----------------	-----------	-------------

 Results can be found at www.tsl-timing.com

Printed - 12:56 viernes, viernes, 25 de octubre de 2024

ESBK - Campeonato de Espana de Superbikes

ESBK - Moto4

Libres 1 - SECTOR ANALYSIS

SECTOR 1 = FL to I1, SECTOR 2 = I1 to I2 SECTOR 3 = I2 to I3, SECTOR 4 = I3 to FL, DIFF = Difference To Personal Best Lap, P = Crossed Finish Line in Pit Lane

P1		4				QABIL IRFAN AZLAN					CORSE FACTORY - FRANDO RACING VHC TEAM				
IDEAL LAP TIME : 2:24.577		BEST LAP TIME : 2:25.226				DIFFERENCE : 0.649									
LAP	SECTOR 1	SECTOR 2	SECTOR 3	SECTOR 4	SPEED TRAP	LAP TIME	KPH	DIFF	TIME OF DAY						
1 -	OUTLAP	34.967	45.225	36.353	127,7	2:42.390	95,61	17.164	12:24:30.798						
2 -	38.511	32.471	42.751	35.264	151,7	2:28.997	104,20	3.771	12:26:59.795						
3 -	37.744	31.529	41.806	35.761	149,4	2:26.840	105,73	1.614	12:29:26.635						
4 -	37.607	31.471	42.612	35.458	147,7	2:27.148	105,51	1.922	12:31:53.783						
5 -	37.056	31.310	42.397	35.204	149,4	2:25.967 (3)	106,37	0.741	12:34:19.750						
6 -	37.303	31.181	41.704	35.068	152,3	2:25.256 (2)	106,89	0.030	12:36:45.006						
7 -	37.506	30.801	42.074	IN PIT	155,2	5:54.069 P	43,85	3:28.843	12:42:39.075						
8 -	OUTLAP	32.545	42.826	35.310	117,1	2:34.220	100,67	8.994	12:45:13.295						
9 -	37.140	31.118	41.952	35.016	149,4	2:25.226 (1)	106,91		12:47:38.521						
10 -	37.518	31.363	42.200	35.232	150,0	2:26.313	106,12	1.087	12:50:04.834						

P2		12				FRANÇOIS FLORIAN					BeOn - MECAPROJECT TEAM ADO				
IDEAL LAP TIME : 2:25.059		BEST LAP TIME : 2:26.369				DIFFERENCE : 1.310									
LAP	SECTOR 1	SECTOR 2	SECTOR 3	SECTOR 4	SPEED TRAP	LAP TIME	KPH	DIFF	TIME OF DAY						
1 -	OUTLAP	34.271	45.896	36.753	130,2	2:40.647	96,65	14.278	12:23:55.201						
2 -	39.284	32.813	44.197	36.172	152,3	2:32.466	101,83	6.097	12:26:27.667						
3 -	38.360	32.211	43.210	36.547	153,4	2:30.328	103,28	3.959	12:28:57.995						
4 -	37.859	31.913	44.005	36.063	152,3	2:29.840	103,62	3.471	12:31:27.835						
5 -	37.531	31.334	42.256	35.460	151,7	2:26.581 (3)	105,92	0.212	12:33:54.416						
6 -	37.112	32.393	43.195	35.382	152,8	2:28.082	104,85	1.713	12:36:22.498						
7 -	36.991	31.116	42.646	35.658	154,0	2:26.411 (2)	106,04	0.042	12:38:48.909						
8 -	37.583	31.566	41.995	35.225	151,1	2:26.369 (1)	106,07		12:41:15.278						
9 -	37.477	30.848	42.585	35.780	154,0	2:26.690	105,84	0.321	12:43:41.968						
10 -	38.005	31.442	42.546	36.314	149,4	2:28.307	104,69	1.938	12:46:10.275						
11 -	37.807	30.945	42.706	35.933	150,0	2:27.391	105,34	1.022	12:48:37.666						
12 -	38.118	31.473	42.641	36.426	147,2	2:28.658	104,44	2.289	12:51:06.324						

P3		27				RICCARDO MICHIELIN					BeOn - ASPAR KSB TECHNICAL ACADEMY				
IDEAL LAP TIME : 2:28.284		BEST LAP TIME : 2:28.632				DIFFERENCE : 0.348									
LAP	SECTOR 1	SECTOR 2	SECTOR 3	SECTOR 4	SPEED TRAP	LAP TIME	KPH	DIFF	TIME OF DAY						
1 -	OUTLAP	33.977	44.925	36.423	128,1	2:38.934	97,69	10.302	12:24:39.630						
2 -	39.066	32.598	43.763	35.602	152,3	2:31.029	102,80	2.397	12:27:10.659						
3 -	38.438	32.188	43.438	35.845	149,4	2:29.909	103,57	1.277	12:29:40.568						
4 -	38.697	32.310	43.182	36.075	147,7	2:30.264	103,33	1.632	12:32:10.832						
5 -	38.302	32.008	43.143	35.847	149,4	2:29.300 (2)	103,99	0.668	12:34:40.132						
6 -	37.882	31.854	42.946	35.950	150,0	2:28.632 (1)	104,46		12:37:08.764						
7 -	38.307	32.295	43.973	36.469	150,0	2:31.044	102,79	2.412	12:39:39.808						
8 -	38.619	32.826	45.596	IN PIT	148,8	5:01.901 P	51,43	2:33.269	12:44:41.709						
9 -	OUTLAP	32.915	44.238	36.647	124,5	2:36.348	99,30	7.716	12:47:18.057						
10 -	38.611	32.221	43.992	36.087	147,7	2:30.911	102,88	2.279	12:49:48.968						
11 -	38.258	32.207	43.353	35.884	149,4	2:29.702 (3)	103,71	1.070	12:52:18.670						

P4		17				SOANE LACHIEZE					BeOn - BRS				
IDEAL LAP TIME : 2:29.489		BEST LAP TIME : 2:30.092				DIFFERENCE : 0.603									
LAP	SECTOR 1	SECTOR 2	SECTOR 3	SECTOR 4	SPEED TRAP	LAP TIME	KPH	DIFF	TIME OF DAY						
1 -	OUTLAP	36.236	49.328	38.987	122,9	2:51.423	90,57	21.331	12:24:37.065						
2 -	40.493	34.356	45.249	37.458	150,0	2:37.556	98,54	7.464	12:27:14.621						
3 -	39.408	33.212	44.955	36.767	150,0	2:34.342	100,59	4.250	12:29:48.963						
4 -	39.251	32.836	44.216	36.831	148,3	2:33.134	101,39	3.042	12:32:22.097						
5 -	38.442	32.094	43.546	37.051	147,7	2:31.133	102,73	1.041	12:34:53.230						
6 -	38.143	32.098	43.481	36.370	148,8	2:30.092 (1)	103,44		12:37:23.322						
7 -	38.211	31.712	44.044	37.265	148,8	2:31.232	102,66	1.140	12:39:54.554						
8 -	38.317	31.948	43.264	36.595	149,4	2:30.124 (2)	103,42	0.032	12:42:24.678						
9 -	38.495	32.075	43.869	36.479	148,3	2:30.918	102,88	0.826	12:44:55.596						
10 -	38.412	32.028	43.956	36.548	147,2	2:30.944	102,86	0.852	12:47:26.540						
11 -	38.195	31.878	43.515	36.605	147,7	2:30.193 (3)	103,37	0.101	12:49:56.733						
12 -	39.709	38.874	46.951	38.469	147,7	2:44.003	94,67	13.911	12:52:40.736						

ESBK - Campeonato de Espana de Superbikes

ESBK - Moto4

Libres 1 - SECTOR ANALYSIS

SECTOR 1 = FL to I1, SECTOR 2 = I1 to I2 SECTOR 3 = I2 to I3, SECTOR 4 = I3 to FL, DIFF = Difference To Personal Best Lap, P = Crossed Finish Line in Pit Lane

P5 89		ERIC RUZ				BeOn - IGAXTEAM			
IDEAL LAP TIME : 2:29.649		BEST LAP TIME : 2:30.108		DIFFERENCE : 0.459					
LAP	SECTOR 1	SECTOR 2	SECTOR 3	SECTOR 4	SPEED TRAP	LAP TIME	KPH	DIFF	TIME OF DAY
1 -	OUTLAP	37.615	48.762	38.900	124,5	2:50.738	90,93	20.630	12:25:53.874
2 -	40.857	34.138	46.333	37.347	144,0	2:38.675	97,85	8.567	12:28:32.549
3 -	39.586	33.333	45.243	37.062	141,4	2:35.224	100,02	5.116	12:31:07.773
4 -	39.163	32.800	44.513	36.764	145,5	2:33.240	101,32	3.132	12:33:41.013
5 -	38.456	32.617	43.977	36.073	145,5	2:31.123 (2)	102,74	1.015	12:36:12.136
6 -	38.834	32.295	44.043	35.971	145,0	2:31.143 (3)	102,72	1.035	12:38:43.279
7 -	38.246	31.905	43.527	36.430	146,1	2:30.108 (1)	103,43		12:41:13.387

P6 93		TANUTCHANON SRIPETCHSUWAN				- FRANDO RACING VHC TEAM LIQUI MOLY			
IDEAL LAP TIME : 2:30.373		BEST LAP TIME : 2:30.815		DIFFERENCE : 0.442					
LAP	SECTOR 1	SECTOR 2	SECTOR 3	SECTOR 4	SPEED TRAP	LAP TIME	KPH	DIFF	TIME OF DAY
1 -	OUTLAP	36.645	49.548	38.288	98,0	2:57.341	87,55	26.526	12:24:38.297
2 -	42.361	35.694	46.601	37.109	139,9	2:41.765	95,98	10.950	12:27:20.062
3 -	40.958	33.774	44.543	36.546	146,6	2:35.821	99,64	5.006	12:29:55.883
4 -	39.587	32.616	44.290	35.880	145,5	2:32.373 (3)	101,89	1.558	12:32:28.256
5 -	39.120	32.184	44.022	36.779	147,7	2:32.105 (2)	102,07	1.290	12:35:00.361
6 -	39.198	32.040	43.333	36.244	147,7	2:30.815 (1)	102,95		12:37:31.176
7 -	39.374	32.625	45.296	IN PIT	147,7	5:53.723 P	43,89	3:22.908	12:43:24.899
8 -	OUTLAP	34.160	45.973	37.565	100,7	2:46.244	93,39	15.429	12:46:11.143
9 -	40.148	32.900	44.693	36.748	148,3	2:34.489	100,50	3.674	12:48:45.632
10 -	40.104	32.390	47.449	39.532	147,2	2:39.475	97,36	8.660	12:51:25.107

P7 19		NATHAN THOMAS GOUKER				BeOn -			
IDEAL LAP TIME : 2:29.794		BEST LAP TIME : 2:30.914		DIFFERENCE : 1.120					
LAP	SECTOR 1	SECTOR 2	SECTOR 3	SECTOR 4	SPEED TRAP	LAP TIME	KPH	DIFF	TIME OF DAY
1 -	OUTLAP	35.216	47.563	37.937	121,4	2:48.066	92,38	17.152	12:23:36.831
2 -	41.180	33.822	44.734	37.087	138,9	2:36.823	99,00	5.909	12:26:13.654
3 -	39.441	33.213	44.421	36.638	142,4	2:33.713	101,01	2.799	12:28:47.367
4 -	39.024	31.631	43.645	36.614	142,9	2:30.914 (1)	102,88		12:31:18.281
5 -	38.687	31.785	45.107	36.223	143,4	2:31.802 (2)	102,28	0.888	12:33:50.083
6 -	39.018	32.237	43.853	37.008	145,0	2:32.116 (3)	102,07	1.202	12:36:22.199
7 -	38.684	31.494	45.946	36.749	141,4	2:32.873	101,56	1.959	12:38:55.072
8 -	39.375	32.094	44.065	36.638	143,4	2:32.172	102,03	1.258	12:41:27.244
9 -	39.472	32.464	44.264	36.281	144,5	2:32.481	101,82	1.567	12:43:59.725
10 -	38.882	31.617	43.393	IN PIT	143,4	3:58.658 P	65,05	1:27.744	12:47:58.383
11 -	OUTLAP	32.432	44.516	36.400	120,3	2:35.887	99,60	4.973	12:50:34.270

P8 85		ENZO ZARAGOZA				BeOn - IGAXTEAM			
IDEAL LAP TIME : 2:31.033		BEST LAP TIME : 2:31.416		DIFFERENCE : 0.383					
LAP	SECTOR 1	SECTOR 2	SECTOR 3	SECTOR 4	SPEED TRAP	LAP TIME	KPH	DIFF	TIME OF DAY
1 -	OUTLAP	37.319	50.352	40.387	114,1	2:56.756	87,84	25.340	12:26:06.314
2 -	40.699	34.359	47.413	IN PIT	147,2	5:05.107 P	50,88	2:33.691	12:31:11.421
3 -	OUTLAP	33.362	46.612	36.659	121,1	2:40.282	96,87	8.866	12:33:51.703
4 -	38.883	32.925	44.953	36.317	151,7	2:33.078	101,43	1.662	12:36:24.781
5 -	38.510	32.285	45.454	36.194	152,8	2:32.443 (2)	101,85	1.027	12:38:57.224
6 -	38.726	32.420	44.338	35.932	153,4	2:31.416 (1)	102,54		12:41:28.640
7 -	39.070	32.733	45.286	36.022	154,6	2:33.111	101,40	1.695	12:44:01.751
8 -	38.599	32.575	45.528	36.982	152,3	2:33.684	101,03	2.268	12:46:35.435
9 -	38.478	32.544	44.858	36.653	149,4	2:32.533 (3)	101,79	1.117	12:49:07.968
10 -	38.612	32.838	45.017	36.380	148,8	2:32.847	101,58	1.431	12:51:40.815

ESBK - Campeonato de Espana de Superbikes

ESBK - Moto4

Libres 1 - SECTOR ANALYSIS

SECTOR 1 = FL to I1, SECTOR 2 = I1 to I2 SECTOR 3 = I2 to I3, SECTOR 4 = I3 to FL, DIFF = Difference To Personal Best Lap, P = Crossed Finish Line in Pit Lane

P9 38		ALESSIO ARNOLD				ROTEK - FULLMOTO SQUADRA CORSE			
IDEAL LAP TIME : 2:29.925		BEST LAP TIME : 2:32.215		DIFFERENCE : 2.290					
LAP	SECTOR 1	SECTOR 2	SECTOR 3	SECTOR 4	SPEED TRAP	LAP TIME	KPH	DIFF	TIME OF DAY
1 -	OUTLAP	36.408	47.611	37.377	116,8	2:51.317	90,63	19.102	12:23:57.604
2 -	39.372	32.988	45.294	37.053	152,3	2:34.707	100,36	2.492	12:26:32.311
3 -	38.886	32.451	44.636	37.474	151,1	2:33.447 (3)	101,18	1.232	12:29:05.758
4 -	39.667	32.911	44.382	36.646	146,6	2:33.606	101,08	1.391	12:31:39.364
5 -	39.934	32.307	43.551	36.802	150,0	2:32.594 (2)	101,75	0.379	12:34:11.958
6 -	39.071	33.018	43.552	36.574	148,8	2:32.215 (1)	102,00		12:36:44.173

P10 41		IVAN MAIOROV				BeOn -			
IDEAL LAP TIME : 2:32.600		BEST LAP TIME : 2:32.989		DIFFERENCE : 0.389					
LAP	SECTOR 1	SECTOR 2	SECTOR 3	SECTOR 4	SPEED TRAP	LAP TIME	KPH	DIFF	TIME OF DAY
1 -	OUTLAP	36.874	48.913	37.865	52,3	3:01.229	85,67	28.240	12:27:29.411
2 -	40.748	33.984	46.649	37.641	145,0	2:39.022	97,63	6.033	12:30:08.433
3 -	39.989	33.456	46.669	37.724	143,4	2:37.838	98,37	4.849	12:32:46.271
4 -	40.283	33.622	46.094	36.894	144,5	2:36.893	98,96	3.904	12:35:23.164
5 -	39.944	33.445	45.806	36.878	144,5	2:36.073	99,48	3.084	12:37:59.237
6 -	38.866	32.921	45.282	36.877	145,5	2:33.946	100,85	0.957	12:40:33.183
7 -	39.095	33.447	44.955	36.986	145,5	2:34.483	100,50	1.494	12:43:07.666
8 -	38.683	32.722	45.100	36.484	146,1	2:32.989 (1)	101,48		12:45:40.655
9 -	39.281	32.687	45.218	36.602	148,3	2:33.788 (3)	100,96	0.799	12:48:14.443
10 -	38.902	32.478	45.243	36.827	146,1	2:33.450 (2)	101,18	0.461	12:50:47.893

P11 23		ANTHONY LUPO JR.				BeOn -			
IDEAL LAP TIME : 2:33.314		BEST LAP TIME : 2:33.857		DIFFERENCE : 0.543					
LAP	SECTOR 1	SECTOR 2	SECTOR 3	SECTOR 4	SPEED TRAP	LAP TIME	KPH	DIFF	TIME OF DAY
1 -	OUTLAP	37.736	49.063	38.050	118,5	2:55.526	88,45	21.669	12:23:37.155
2 -	42.356	33.864	46.280	37.363	137,0	2:39.863	97,12	6.006	12:26:17.018
3 -	40.209	32.989	45.888	36.992	152,3	2:36.078	99,48	2.221	12:28:53.096
4 -	39.048	33.131	45.885	37.197	147,2	2:35.261	100,00	1.404	12:31:28.357
5 -	39.754	33.385	46.220	37.352	151,7	2:36.711	99,07	2.854	12:34:05.068
6 -	40.148	33.146	44.962	37.106	150,5	2:35.362	99,93	1.505	12:36:40.430
7 -	39.710	32.997	44.676	38.274	147,7	2:35.657	99,75	1.800	12:39:16.087
8 -	39.255	32.605	44.669	37.328	150,5	2:33.857 (1)	100,91		12:41:49.944
9 -	39.621	33.282	45.524	37.513	151,1	2:35.940	99,56	2.083	12:44:25.884
10 -	39.401	32.869	45.322	37.442	150,5	2:35.034	100,15	1.177	12:47:00.918
11 -	39.793	32.741	45.100	37.111	146,6	2:34.745 (3)	100,33	0.888	12:49:35.663
12 -	39.222	32.722	44.859	37.251	151,1	2:34.054 (2)	100,78	0.197	12:52:09.717

P12 77		ALEXANDRE MIGUEL INACIO				BeOn - TEAM MOTOCLUBE LOULÉ			
IDEAL LAP TIME : 2:32.705		BEST LAP TIME : 2:33.923		DIFFERENCE : 1.218					
LAP	SECTOR 1	SECTOR 2	SECTOR 3	SECTOR 4	SPEED TRAP	LAP TIME	KPH	DIFF	TIME OF DAY
1 -	OUTLAP	35.811	47.418	38.180	121,1	2:51.067	90,76	17.144	12:26:18.962
2 -	39.060	32.882	44.612	37.369	151,1	2:33.923 (1)	100,87		12:28:52.885

P13 66		TOMAS TURETTA				BeOn - ALMA RACING TEAM			
IDEAL LAP TIME : 2:33.636		BEST LAP TIME : 2:34.002		DIFFERENCE : 0.366					
LAP	SECTOR 1	SECTOR 2	SECTOR 3	SECTOR 4	SPEED TRAP	LAP TIME	KPH	DIFF	TIME OF DAY
1 -	OUTLAP	33.906	46.676	37.889	127,7	2:43.041	95,23	9.039	12:24:47.501
2 -	39.910	34.343	47.389	37.571	147,2	2:39.213	97,52	5.211	12:27:26.714
3 -	40.825	33.152	45.068	37.728	144,0	2:36.773	99,04	2.771	12:30:03.487
4 -	40.253	33.061	46.278	37.625	142,4	2:37.217	98,76	3.215	12:32:40.704
5 -	40.490	34.631	44.307	38.108	143,4	2:37.536	98,56	3.534	12:35:18.240
6 -	40.877	32.523	45.172	37.671	142,9	2:36.243	99,37	2.241	12:37:54.483
7 -	40.484	32.731	44.110	37.708	142,4	2:35.033	100,15	1.031	12:40:29.516
8 -	39.966	32.552	44.209	37.275	143,4	2:34.002 (1)	100,82		12:43:03.518
9 -	40.020	32.732	44.763	37.327	143,4	2:34.842	100,27	0.840	12:45:38.360
10 -	39.870	32.412	44.241	37.880	141,9	2:34.403 (3)	100,56	0.401	12:48:12.763
11 -	40.082	32.381	44.268	37.302	141,9	2:34.033 (2)	100,80	0.031	12:50:46.796

ESBK - Campeonato de Espana de Superbikes

ESBK - Moto4

Libres 1 - SECTOR ANALYSIS

SECTOR 1 = FL to I1, SECTOR 2 = I1 to I2 SECTOR 3 = I2 to I3, SECTOR 4 = I3 to FL, DIFF = Difference To Personal Best Lap, P = Crossed Finish Line in Pit Lane

P14 74		FERMIN VALERO				BeOn - ASPAR KSB TECHNICAL ACADEMY			
IDEAL LAP TIME : 2:34.013		BEST LAP TIME : 2:34.479		DIFFERENCE : 0.466					
LAP	SECTOR 1	SECTOR 2	SECTOR 3	SECTOR 4	SPEED TRAP	LAP TIME	KPH	DIFF	TIME OF DAY
1 -	OUTLAP	41.665	55.429	42.298	96,8	3:16.506	79,01	42.027	12:25:24.352
2 -	44.805	36.878	50.759	39.684	141,9	2:52.126	90,20	17.647	12:28:16.478
3 -	42.973	35.812	49.907	38.954	142,9	2:47.646	92,61	13.167	12:31:04.124
4 -	42.091	35.195	48.360	38.724	143,4	2:44.370	94,46	9.891	12:33:48.494
5 -	41.502	34.922	46.674	37.989	143,4	2:41.087	96,38	6.608	12:36:29.581
6 -	40.291	34.216	47.297	37.890	145,0	2:39.694	97,22	5.215	12:39:09.275
7 -	40.320	33.814	46.371	37.295	143,4	2:37.800	98,39	3.321	12:41:47.075
8 -	39.822	33.842	46.003	37.668	142,9	2:37.335	98,68	2.856	12:44:24.410
9 -	39.557	33.079	46.053	36.956	142,9	2:35.645 (3)	99,75	1.166	12:47:00.055
10 -	39.694	32.966	45.534	37.064	141,4	2:35.258 (2)	100,00	0.779	12:49:35.313
11 -	40.023	32.658	45.097	36.701	141,4	2:34.479 (1)	100,51		12:52:09.792

P15 20		LOUIS COULOM				BeOn -			
IDEAL LAP TIME : 2:37.034		BEST LAP TIME : 2:37.077		DIFFERENCE : 0.043					
LAP	SECTOR 1	SECTOR 2	SECTOR 3	SECTOR 4	SPEED TRAP	LAP TIME	KPH	DIFF	TIME OF DAY
1 -	OUTLAP	35.882	48.180	37.618	100,5	2:52.587	89,96	15.510	12:23:38.633
2 -	41.342	33.993	46.541	38.523	147,2	2:40.399	96,80	3.322	12:26:19.032
3 -	40.986	33.927	46.163	38.248	146,6	2:39.324 (3)	97,45	2.247	12:28:58.356
4 -	40.909	34.375	47.283	37.547	145,5	2:40.114	96,97	3.037	12:31:38.470
5 -	40.672	33.470	45.345	37.590	141,4	2:37.077 (1)	98,84		12:34:15.547
6 -	41.302	33.573	45.573	37.799	141,4	2:38.247 (2)	98,11	1.170	12:36:53.794
7 -	43.441	37.513	50.804	IN PIT	140,4	5:34.595 P	46,40	2:57.518	12:42:28.389
8 -	OUTLAP	35.670	46.881	38.287	108,7	2:49.316	91,70	12.239	12:45:17.705
9 -	40.886	34.014	46.835	38.581	140,4	2:40.316	96,85	3.239	12:47:58.021
10 -	40.924	34.245	46.623	37.933	140,4	2:39.725	97,20	2.648	12:50:37.746

P16 44		LEONARDO CASADEI				BeOn - IGAXTEAM			
IDEAL LAP TIME : 2:38.463		BEST LAP TIME : 2:38.463		DIFFERENCE : 0.000					
LAP	SECTOR 1	SECTOR 2	SECTOR 3	SECTOR 4	SPEED TRAP	LAP TIME	KPH	DIFF	TIME OF DAY
1 -	OUTLAP	37.768	49.214	IN PIT	111,5	19:59.955 P	12,93	17:21.492	12:42:42.859
2 -	OUTLAP	37.357	50.874	38.378	110,9	2:56.733	87,85	18.270	12:45:39.592
3 -	41.905	34.717	47.341	37.457	137,9	2:41.420 (2)	96,18	2.957	12:48:21.012
4 -	41.231	34.135	46.000	37.097	138,4	2:38.463 (1)	97,98		12:50:59.475

P17 55		GONÇALO DE MELO				MIR RACING -			
IDEAL LAP TIME : 2:38.636		BEST LAP TIME : 2:39.568		DIFFERENCE : 0.932					
LAP	SECTOR 1	SECTOR 2	SECTOR 3	SECTOR 4	SPEED TRAP	LAP TIME	KPH	DIFF	TIME OF DAY
1 -	OUTLAP	36.453	48.833	40.636	79,2	2:57.784	87,33	18.216	12:25:58.897
2 -	42.500	35.167	47.051	38.463	137,0	2:43.181	95,15	3.613	12:28:42.078
3 -	42.094	34.251	46.406	38.990	136,0	2:41.741	95,99	2.173	12:31:23.819
4 -	41.410	34.003	45.705	38.450	137,5	2:39.568 (1)	97,30		12:34:03.387
5 -	41.222	33.882	46.233	38.389	137,5	2:39.726 (2)	97,20	0.158	12:36:43.113
6 -	41.330	33.320	45.909	39.492	138,9	2:40.051 (3)	97,01	0.483	12:39:23.164

ESBK - Campeonato de Espana de Superbikes

ESBK - Moto4

Libres 1 - BEST SPEEDS

POS	NO	NAME	VMAX	KPH
1	4	AZLAN		155,2
2	85	ZARAGOZA		154,6
3	12	FLORIAN		154,0
4	27	MICHIELIN		152,3
5	38	ARNOLD		152,3
6	23	LUPO JR.		152,3
7	77	INACIO		151,1
8	17	LACHIEZE		150,0
9	93	SRIPETCHSUWAN		148,3
10	41	MAIOROV		148,3
11	89	RUZ		147,2
12	66	TURETTA		147,2
13	20	COULOM		147,2
14	19	GOUKER		145,0
15	74	VALERO		145,0
16	55	DE MELO		138,9
17	44	CASADEI		138,4
18	94	OSORIO		125,3

ESBK - Campeonato de Espana de Superbikes

ESBK - Moto4

Libres 1 - STATISTICS

Competitors Started	18
Planned Start	2024-10-25 @ 12:20:00.000
Actual Start	2024-10-25 @ 12:20:00.000
Finish Time	2024-10-25 @ 12:50:00.000
Track Length	4,313km
Total Laps	155
Total Distance Covered	668,515km

Session Fastest Lap History

NO	NAME	LAP TIME	TIME OF DAY	LAP	VEHICLE
19	NATHAN THOMAS GOUKER	2:36.823	12:26:13.644	2	BeOn
12	FRANÇOIS FLORIAN	2:32.466	12:26:27.658	2	BeOn
4	QABIL IRFAN AZLAN	2:28.997	12:26:59.787	2	CORSE FACTORY
4	QABIL IRFAN AZLAN	2:26.840	12:29:26.628	3	CORSE FACTORY
12	FRANÇOIS FLORIAN	2:26.581	12:33:54.406	5	BeOn
4	QABIL IRFAN AZLAN	2:25.967	12:34:19.742	5	CORSE FACTORY
4	QABIL IRFAN AZLAN	2:25.256	12:36:44.999	6	CORSE FACTORY
4	QABIL IRFAN AZLAN	2:25.226	12:47:38.514	9	CORSE FACTORY

Flag History

TYPE	TIME OF DAY
GREEN	12:20:00.000
FINISH	12:50:00.000

Flag Statistics

TYPE	COUNT	TOTAL LAPS	TOTAL TIME
Green	1	12	36:01.551
Red	0	0	0.000
Safety Car	0	0	0.000
FCY	0	0	0.000

ESBK - Campeonato de España de Superbikes

ESBK - Moto4

Libres 2 - CLASSIFICATION


POS	NO	NAME	NAT	ENTRY	TIME	ON	LAPS	GAP	DIFF	KPH
1	4	QABIL IRFAN AZLAN	MYS	CORSE FACTORY - FRANDO RACING VHC	2:22.434	8	8			109,01
2	12	FRANÇOIS FLORIAN	FRA	BeOn - MECAPROJECT TEAM ADO	2:23.030	6	6	0.596	0.596	108,55
3	85	ENZO ZARAGOZA	ESP	BeOn - IGAXTEAM	2:24.233	11	11	1.799	1.203	107,65
4	89	ERIC RUZ	ESP	BeOn - IGAXTEAM	2:24.384	5	11	1.950	0.151	107,53
5	19	NATHAN THOMAS GOUKER	USA	BeOn -	2:24.796	9	11	2.362	0.412	107,23
6	27	RICCARDO MICHIELIN	ITA	BeOn - ASPAR KSB TECHNICAL ACADEMY	2:25.480	7	11	3.046	0.684	106,72
7	41	IVAN MAIOROV	ND	BeOn -	2:25.535	12	12	3.101	0.055	106,68
8	44	LEONARDO CASADEI	ITA	BeOn - IGAXTEAM	2:26.192	11	11	3.758	0.657	106,20
9	77	ALEXANDRE MIGUEL INACIO	PRT	BeOn - TEAM MOTOCLUBE LOULÉ	2:26.229	4	9	3.795	0.037	106,18
10	17	SOANE LACHIEZE	FRA	BeOn - BRS	2:26.657	9	11	4.223	0.428	105,87
11	38	ALESSIO ARNOLD	CHE	ROTEK - FULLMOTO SQUADRA CORSE	2:26.747	2	6	4.313	0.090	105,80
12	66	TOMAS TURETTA	ESP	BeOn - ALMA RACING TEAM	2:27.596	5	11	5.162	0.849	105,19
13	74	FERMIN VALERO	ESP	BeOn - ASPAR KSB TECHNICAL ACADEMY	2:28.226	11	11	5.792	0.630	104,75
14	56	SAM LORIS GARDNER	GBR	CORSE FACTORY -	2:33.835	5	5	11.401	5.609	100,93
15	20	LOUIS COULOM	FRA	BeOn -	2:34.031	5	11	11.597	0.196	100,80
16	23	ANTHONY LUPO JR.	ESP	BeOn -	2:34.114	2	2	11.680	0.083	100,74
17	94	ENEKO OSORIO	ESP	CORSE FACTORY - FRANDO RACING VHC	2:57.709	3	3	35.275	23.595	87,37
18	55	GONÇALO DE MELO	PRT	MIR RACING -			2			
19	7	LUKE FITCHETT	GBR	BeOn -			0			
20	93	TANUTCHANON SRIPETCHSUWAN	ESP	- FRANDO RACING VHC TEAM LIQUI MOL'			0			

Weather / Track : Cloudy / Wet

These results are provisional until the conclusion of any judicial and technical matters.

Date: 25/10/2024 Start: 17:10 Finish: 17:40

Circuito de Navarra: 4,313 km

Race Director:	Stewards:	Timekeeper:	
----------------	-----------	-------------	---

 Results can be found at www.tsl-timing.com

Printed - 17:43 viernes, viernes, 25 de octubre de 2024

ESBK - Campeonato de España de Superbikes

ESBK - Moto4

Libres 2 - LAP ANALYSIS

DIFF = Difference To Personal Best Lap

P1 4 QABIL IRFAN AZLAN				
LAP	LAP TIME	DIFF	KPH	TIME OF DAY
1 -	2:38.967	16.533	97,67	17:14:30.130
2 -	2:24.923	2.489	107,13	17:16:55.053
3 -	2:23.326 (3)	0.892	108,33	17:19:18.379
4 -	12:57.422 P	10:34.988	19,97	17:32:15.801
5 -	2:37.616	15.182	98,51	17:34:53.417
6 -	2:24.738	2.304	107,27	17:37:18.155
7 -	2:23.120 (2)	0.686	108,48	17:39:41.275
8 -	2:22.434 (1)		109,01	17:42:03.709

P2 12 FRANÇOIS FLORIAN				
LAP	LAP TIME	DIFF	KPH	TIME OF DAY
1 -	2:33.385	10.355	101,22	17:13:45.345
2 -	2:30.743	7.713	103,00	17:16:16.088
3 -	2:24.130 (2)	1.100	107,72	17:18:40.218
4 -	2:25.551	2.521	106,67	17:21:05.769
5 -	2:24.159 (3)	1.129	107,70	17:23:29.928
6 -	2:23.030 (1)		108,55	17:25:52.958

P3 85 ENZO ZARAGOZA				
LAP	LAP TIME	DIFF	KPH	TIME OF DAY
1 -	2:36.359	12.126	99,30	17:13:40.190
2 -	2:29.629	5.396	103,76	17:16:09.819
3 -	2:27.439	3.206	105,30	17:18:37.258
4 -	2:28.289	4.056	104,70	17:21:05.547
5 -	2:26.734	2.501	105,81	17:23:32.281
6 -	2:25.639 (2)	1.406	106,61	17:25:57.920
7 -	5:23.959 P	2:59.726	47,92	17:31:21.879
8 -	2:33.939	9.706	100,86	17:33:55.818
9 -	2:26.196	1.963	106,20	17:36:22.014
10 -	2:26.176 (3)	1.943	106,21	17:38:48.190
11 -	2:24.233 (1)		107,65	17:41:12.423

P4 89 ERIC RUZ				
LAP	LAP TIME	DIFF	KPH	TIME OF DAY
1 -	2:32.358	7.974	101,90	17:13:51.422
2 -	2:28.617	4.233	104,47	17:16:20.039
3 -	2:26.378	1.994	106,07	17:18:46.417
4 -	2:24.682 (3)	0.298	107,31	17:21:11.099
5 -	2:24.384 (1)		107,53	17:23:35.483
6 -	2:25.249	0.865	106,89	17:26:00.732
7 -	2:24.633 (2)	0.249	107,35	17:28:25.365
8 -	4:46.920 P	2:22.536	54,11	17:33:12.285
9 -	2:56.843	32.459	87,79	17:36:09.128
10 -	2:26.584	2.200	105,92	17:38:35.712
11 -	2:25.389	1.005	106,79	17:41:01.101

P5 19 NATHAN THOMAS GOUKER				
LAP	LAP TIME	DIFF	KPH	TIME OF DAY
1 -	2:33.546	8.750	101,12	17:12:53.626
2 -	2:27.993	3.197	104,91	17:15:21.619
3 -	6:59.948 P	4:35.152	36,97	17:22:21.567
4 -	2:32.863	8.067	101,57	17:24:54.430
5 -	2:27.566	2.770	105,21	17:27:21.996
6 -	2:25.729	0.933	106,54	17:29:47.725
7 -	2:25.695	0.899	106,57	17:32:13.420
8 -	2:25.079 (2)	0.283	107,02	17:34:38.499
9 -	2:24.796 (1)		107,23	17:37:03.295
10 -	2:25.328 (3)	0.532	106,83	17:39:28.623
11 -	2:25.500	0.704	106,71	17:41:54.123

DIFF = Difference To Personal Best Lap

P6 27 RICCARDO MICHELIN				
LAP	LAP TIME	DIFF	KPH	TIME OF DAY
1 -	2:41.606	16.126	96,07	17:13:35.081
2 -	2:31.548	6.068	102,45	17:16:06.629
3 -	2:26.100	0.620	106,27	17:18:32.729
4 -	2:31.766	6.286	102,30	17:21:04.495
5 -	2:27.190	1.710	105,48	17:23:31.685
6 -	2:25.767 (2)	0.287	106,51	17:25:57.452
7 -	2:25.480 (1)		106,72	17:28:22.932
8 -	2:26.329	0.849	106,10	17:30:49.261
9 -	4:22.676 P	1:57.196	59,11	17:35:11.937
10 -	2:31.894	6.414	102,22	17:37:43.831
11 -	2:26.097 (3)	0.617	106,27	17:40:09.928

P7 41 IVAN MAIOROV				
LAP	LAP TIME	DIFF	KPH	TIME OF DAY
1 -	2:38.425	12.890	98,00	17:13:47.929
2 -	2:33.190	7.655	101,35	17:16:21.119
3 -	2:30.057	4.522	103,47	17:18:51.176
4 -	2:29.830	4.295	103,62	17:21:21.006
5 -	2:30.818	5.283	102,95	17:23:51.824
6 -	2:30.640	5.105	103,07	17:26:22.464
7 -	2:50.626 P	25.091	90,99	17:29:13.090
8 -	2:43.151	17.616	95,16	17:31:56.241
9 -	2:26.943 (3)	1.408	105,66	17:34:23.184
10 -	2:27.856	2.321	105,01	17:36:51.040
11 -	2:26.368 (2)	0.833	106,08	17:39:17.408
12 -	2:25.535 (1)		106,68	17:41:42.943

P8 44 LEONARDO CASADEI				
LAP	LAP TIME	DIFF	KPH	TIME OF DAY
1 -	2:40.882	14.690	96,51	17:13:46.486
2 -	2:33.563	7.371	101,11	17:16:20.049
3 -	6:05.599 P	3:39.407	42,46	17:22:25.648
4 -	2:36.865	10.673	98,98	17:25:02.513
5 -	2:30.183	3.991	103,38	17:27:32.696
6 -	2:29.062	2.870	104,16	17:30:01.758
7 -	2:28.280	2.088	104,71	17:32:30.038
8 -	2:28.069 (3)	1.877	104,86	17:34:58.107
9 -	2:28.424	2.232	104,61	17:37:26.531
10 -	2:27.148 (2)	0.956	105,51	17:39:53.679
11 -	2:26.192 (1)		106,20	17:42:19.871

P9 77 ALEXANDRE MIGUEL INACIO				
LAP	LAP TIME	DIFF	KPH	TIME OF DAY
1 -	2:50.414	24.185	91,11	17:16:15.971
2 -	2:27.340	1.111	105,38	17:18:43.311
3 -	2:26.990 (2)	0.761	105,63	17:21:10.301
4 -	2:26.229 (1)		106,18	17:23:36.530
5 -	2:27.227 (3)	0.998	105,46	17:26:03.757
6 -	2:27.694	1.465	105,12	17:28:31.451
7 -	5:30.356 P	3:04.127	47,00	17:34:01.807
8 -	2:36.228	9.999	99,38	17:36:38.035
9 -	2:29.976	3.747	103,52	17:39:08.011

P10 17 SOANE LACHIEZE				
LAP	LAP TIME	DIFF	KPH	TIME OF DAY
1 -	2:42.037	15.380	95,82	17:14:36.186
2 -	2:31.018	4.361	102,81	17:17:07.204
3 -	2:29.347	2.690	103,96	17:19:36.551

ESBK - Campeonato de España de Superbikes

ESBK - Moto4

Libres 2 - LAP ANALYSIS

DIFF = Difference To Personal Best Lap

4 -	2:28.788	2.131	104,35	17:22:05.339
5 -	2:27.143	0.486	105,52	17:24:32.482
6 -	2:26.784 (2)	0.127	105,77	17:26:59.266
7 -	2:27.020 (3)	0.363	105,61	17:29:26.286
8 -	2:27.807	1.150	105,04	17:31:54.093
9 -	2:26.657 (1)		105,87	17:34:20.750
10 -	3:48.821 P	1:22.164	67,85	17:38:09.571
11 -	2:36.506	9.849	99,20	17:40:46.077

P11 38 ALESSIO ARNOLD

LAP	LAP TIME	DIFF	KPH	TIME OF DAY
1 -	2:37.958	11.211	98,29	17:14:18.521
2 -	2:26.747 (1)		105,80	17:16:45.268
3 -	17:11.282 P	14:44.535	15,05	17:33:56.550
4 -	2:48.336	21.589	92,23	17:36:44.886
5 -	2:38.067 (3)	11.320	98,22	17:39:22.953
6 -	2:35.045 (2)	8.298	100,14	17:41:57.998

P12 66 TOMAS TURETTA

LAP	LAP TIME	DIFF	KPH	TIME OF DAY
1 -	2:34.323	6.727	100,61	17:13:34.974
2 -	2:30.145	2.549	103,41	17:16:05.119
3 -	2:28.180 (3)	0.584	104,78	17:18:33.299
4 -	2:32.654	5.058	101,71	17:21:05.953
5 -	2:27.596 (1)		105,19	17:23:33.549
6 -	2:29.099	1.503	104,13	17:26:02.648
7 -	2:28.792	1.196	104,35	17:28:31.440
8 -	2:28.128 (2)	0.532	104,82	17:30:59.568
9 -	5:37.986 P	3:10.390	45,93	17:36:37.554
10 -	2:32.587	4.991	101,75	17:39:10.141
11 -	2:28.970	1.374	104,22	17:41:39.111

P13 74 FERMIN VALERO

LAP	LAP TIME	DIFF	KPH	TIME OF DAY
1 -	2:46.532	18.306	93,23	17:13:44.569
2 -	2:35.143	6.917	100,08	17:16:19.712
3 -	2:30.669	2.443	103,05	17:18:50.381
4 -	2:30.512	2.286	103,15	17:21:20.893
5 -	2:32.137	3.911	102,05	17:23:53.030
6 -	2:28.926 (3)	0.700	104,25	17:26:21.956
7 -	4:38.114 P	2:09.888	55,82	17:31:00.070
8 -	2:35.309	7.083	99,97	17:33:35.379
9 -	2:29.449	1.223	103,89	17:36:04.828
10 -	2:28.383 (2)	0.157	104,64	17:38:33.211
11 -	2:28.226 (1)		104,75	17:41:01.437

P14 56 SAM LORIS GARDNER

LAP	LAP TIME	DIFF	KPH	TIME OF DAY
1 -	18:25.024 P	15:51.189	14,05	17:29:11.335
2 -	3:00.988	27.153	85,78	17:32:12.323
3 -	2:42.978 (3)	9.143	95,26	17:34:55.301
4 -	2:37.020 (2)	3.185	98,88	17:37:32.321
5 -	2:33.835 (1)		100,93	17:40:06.156

P15 20 LOUIS COULOM

LAP	LAP TIME	DIFF	KPH	TIME OF DAY
1 -	2:42.816	8.785	95,36	17:12:57.655
2 -	2:37.854	3.823	98,36	17:15:35.509
3 -	2:34.357 (2)	0.326	100,59	17:18:09.866
4 -	2:34.493 (3)	0.462	100,50	17:20:44.359
5 -	2:34.031 (1)		100,80	17:23:18.390

DIFF = Difference To Personal Best Lap

6 -	2:45.493	11.462	93,82	17:26:03.883
7 -	2:36.678	2.647	99,10	17:28:40.561
8 -	3:51.155 P	1:17.124	67,17	17:32:31.716
9 -	2:52.587	18.556	89,96	17:35:24.303
10 -	2:37.339	3.308	98,68	17:38:01.642
11 -	2:37.408	3.377	98,64	17:40:39.050

P16 23 ANTHONY LUPO JR.

LAP	LAP TIME	DIFF	KPH	TIME OF DAY
1 -	2:37.990	3.876	98,27	17:12:59.927
2 -	2:34.114 (1)		100,74	17:15:34.041

P17 94 ENEKO OSORIO

LAP	LAP TIME	DIFF	KPH	TIME OF DAY
1 -	21:12.819 P	18:15.110	12,19	17:33:01.608
2 -	3:04.468	6.759	84,17	17:36:06.076
3 -	2:57.709 (1)		87,37	17:39:03.785

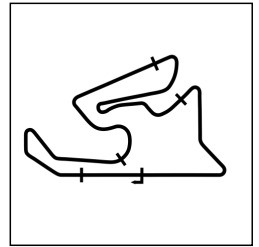
P18 55 GONÇALO DE MELO

LAP	LAP TIME	DIFF	KPH	TIME OF DAY
1 -	21:15.718 P		12,17	17:32:30.693
2 -	2:55.526		88,45	17:35:26.219

ESBK - Campeonato de España de Superbikes

ESBK - Moto4

Libres 2 - SECTOR ANALYSIS



SECTOR 1 = FL to I1, SECTOR 2 = I1 to I2 SECTOR 3 = I2 to I3, SECTOR 4 = I3 to FL, DIFF = Difference To Personal Best Lap, P = Crossed Finish Line in Pit Lane

P1		4				QABIL IRFAN AZLAN					CORSE FACTORY - FRANDO RACING VHC TEAM				
IDEAL LAP TIME		: 2:22.327		BEST LAP TIME		: 2:22.434		DIFFERENCE			: 0.107				
LAP	SECTOR 1	SECTOR 2	SECTOR 3	SECTOR 4	SPEED TRAP	LAP TIME	KPH	DIFF	TIME OF DAY						
1 -	OUTLAP	33.870	42.846	37.579	133,3	2:38.967	97,67	16.533	17:14:30.130						
2 -	37.186	31.300	41.719	34.718	156,5	2:24.923	107,13	2.489	17:16:55.053						
3 -	36.653	30.772	41.369	34.532	157,7	2:23.326 (3)	108,33	0.892	17:19:18.379						
4 -	36.450	30.533	41.322	IN PIT	158,4	12:57.422 P	19,97	10:34.988	17:32:15.801						
5 -	OUTLAP	33.412	43.320	36.042	123,3	2:37.616	98,51	15.182	17:34:53.417						
6 -	36.961	30.991	41.645	35.141	154,6	2:24.738	107,27	2.304	17:37:18.155						
7 -	36.488	30.492	41.169	34.971	155,9	2:23.120 (2)	108,48	0.686	17:39:41.275						
8 -	36.408	30.418	40.969	34.639	155,9	2:22.434 (1)	109,01		17:42:03.709						

P2		12				FRANÇOIS FLORIAN					BeOn - MECAPROJECT TEAM ADO				
IDEAL LAP TIME		: 2:22.492		BEST LAP TIME		: 2:23.030		DIFFERENCE			: 0.538				
LAP	SECTOR 1	SECTOR 2	SECTOR 3	SECTOR 4	SPEED TRAP	LAP TIME	KPH	DIFF	TIME OF DAY						
1 -	OUTLAP	32.821	42.184	35.019	130,6	2:33.385	101,22	10.355	17:13:45.345						
2 -	37.186	33.652	44.051	35.854	165,6	2:30.743	103,00	7.713	17:16:16.088						
3 -	36.371	30.933	41.640	35.186	162,9	2:24.130 (2)	107,72	1.100	17:18:40.218						
4 -	37.015	31.033	41.762	35.741	161,6	2:25.551	106,67	2.521	17:21:05.769						
5 -	36.992	30.924	41.459	34.784	162,9	2:24.159 (3)	107,70	1.129	17:23:29.928						
6 -	36.399	30.835	41.080	34.716	158,4	2:23.030 (1)	108,55		17:25:52.958						

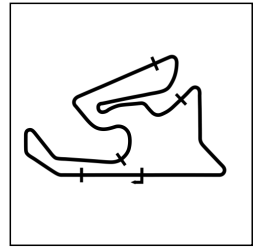
P3		85				ENZO ZARAGOZA					BeOn - IGAXTEAM				
IDEAL LAP TIME		: 2:24.200		BEST LAP TIME		: 2:24.233		DIFFERENCE			: 0.033				
LAP	SECTOR 1	SECTOR 2	SECTOR 3	SECTOR 4	SPEED TRAP	LAP TIME	KPH	DIFF	TIME OF DAY						
1 -	OUTLAP	33.024	44.116	36.630	137,5	2:36.359	99,30	12.126	17:13:40.190						
2 -	38.005	32.112	43.771	35.741	155,9	2:29.629	103,76	5.396	17:16:09.819						
3 -	36.857	31.866	42.797	35.919	160,9	2:27.439	105,30	3.206	17:18:37.258						
4 -	37.958	31.795	42.795	35.741	160,3	2:28.289	104,70	4.056	17:21:05.547						
5 -	37.552	31.650	42.411	35.121	162,2	2:26.734	105,81	2.501	17:23:32.281						
6 -	37.045	31.806	42.050	34.738	160,3	2:25.639 (2)	106,61	1.406	17:25:57.920						
7 -	38.476	32.853	42.551	IN PIT	161,6	5:23.959 P	47,92	2:59.726	17:31:21.879						
8 -	OUTLAP	31.897	43.177	36.024	129,8	2:33.939	100,86	9.706	17:33:55.818						
9 -	37.107	31.377	42.560	35.152	157,7	2:26.196	106,20	1.963	17:36:22.014						
10 -	36.795	31.426	42.895	35.060	159,0	2:26.176 (3)	106,21	1.943	17:38:48.190						
11 -	36.828	30.906	41.778	34.721	158,4	2:24.233 (1)	107,65		17:41:12.423						

P4		89				ERIC RUZ					BeOn - IGAXTEAM				
IDEAL LAP TIME		: 2:23.743		BEST LAP TIME		: 2:24.384		DIFFERENCE			: 0.641				
LAP	SECTOR 1	SECTOR 2	SECTOR 3	SECTOR 4	SPEED TRAP	LAP TIME	KPH	DIFF	TIME OF DAY						
1 -	OUTLAP	32.251	42.917	35.380	127,3	2:32.358	101,90	7.974	17:13:51.422						
2 -	36.507	31.375	44.706	36.029	160,3	2:28.617	104,47	4.233	17:16:20.039						
3 -	37.040	31.489	42.304	35.545	159,0	2:26.378	106,07	1.994	17:18:46.417						
4 -	36.842	30.747	42.037	35.056	160,9	2:24.682 (3)	107,31	0.298	17:21:11.099						
5 -	36.860	30.967	41.642	34.915	162,2	2:24.384 (1)	107,53		17:23:35.483						
6 -	36.780	31.032	42.330	35.107	159,6	2:25.249	106,89	0.865	17:26:00.732						
7 -	36.728	31.346	41.574	34.985	157,7	2:24.633 (2)	107,35	0.249	17:28:25.365						
8 -	38.911	33.014	44.333	IN PIT	157,1	4:46.920 P	54,11	2:22.536	17:33:12.285						
9 -	OUTLAP	39.256	55.392	38.383	130,6	2:56.843	87,79	32.459	17:36:09.128						
10 -	37.745	31.251	42.518	35.070	158,4	2:26.584	105,92	2.200	17:38:35.712						
11 -	36.972	31.017	42.047	35.353	157,7	2:25.389	106,79	1.005	17:41:01.101						

ESBK - Campeonato de España de Superbikes

ESBK - Moto4

Libres 2 - SECTOR ANALYSIS



SECTOR 1 = FL to I1, SECTOR 2 = I1 to I2 SECTOR 3 = I2 to I3, SECTOR 4 = I3 to FL, DIFF = Difference To Personal Best Lap, P = Crossed Finish Line in Pit Lane

P5 19		NATHAN THOMAS GOUKER				BeOn -			
IDEAL LAP TIME : 2:24.289		BEST LAP TIME : 2:24.796		DIFFERENCE : 0.507					
LAP	SECTOR 1	SECTOR 2	SECTOR 3	SECTOR 4	SPEED TRAP	LAP TIME	KPH	DIFF	TIME OF DAY
1 -	OUTLAP	32.551	42.948	35.876	128,1	2:33.546	101,12	8.750	17:12:53.626
2 -	38.551	31.336	42.560	35.546	153,4	2:27.993	104,91	3.197	17:15:21.619
3 -	37.665	55.627	44.693	IN PIT	153,4	6:59.948 P	36,97	4:35.152	17:22:21.567
4 -	OUTLAP	32.489	43.003	35.705	126,9	2:32.863	101,57	8.067	17:24:54.430
5 -	37.971	31.734	42.518	35.343	150,5	2:27.566	105,21	2.770	17:27:21.996
6 -	37.574	31.015	41.713	35.427	151,1	2:25.729	106,54	0.933	17:29:47.725
7 -	37.549	31.073	41.510	35.563	152,3	2:25.695	106,57	0.899	17:32:13.420
8 -	37.815	30.905	41.437	34.922	152,3	2:25.079 (2)	107,02	0.283	17:34:38.499
9 -	37.432	30.680	41.578	35.106	151,7	2:24.796 (1)	107,23		17:37:03.295
10 -	37.487	30.667	41.596	35.578	151,1	2:25.328 (3)	106,83	0.532	17:39:28.623
11 -	37.466	30.498	42.505	35.031	151,1	2:25.500	106,71	0.704	17:41:54.123

P6 27		RICCARDO MICHIELIN				BeOn - ASPAR KSB TECHNICAL ACADEMY			
IDEAL LAP TIME : 2:25.235		BEST LAP TIME : 2:25.480		DIFFERENCE : 0.245					
LAP	SECTOR 1	SECTOR 2	SECTOR 3	SECTOR 4	SPEED TRAP	LAP TIME	KPH	DIFF	TIME OF DAY
1 -	OUTLAP	34.225	46.585	36.023	131,1	2:41.606	96,07	16.126	17:13:35.081
2 -	38.434	31.813	45.734	35.567	151,7	2:31.548	102,45	6.068	17:16:06.629
3 -	37.536	31.311	42.097	35.156	159,0	2:26.100	106,27	0.620	17:18:32.729
4 -	40.670	32.785	42.739	35.572	157,1	2:31.766	102,30	6.286	17:21:04.495
5 -	37.919	31.774	42.200	35.297	155,2	2:27.190	105,48	1.710	17:23:31.685
6 -	37.456	31.440	41.979	34.892	157,1	2:25.767 (2)	106,51	0.287	17:25:57.452
7 -	37.528	31.100	41.807	35.045	155,9	2:25.480 (1)	106,72		17:28:22.932
8 -	37.627	31.385	42.064	35.253	155,2	2:26.329	106,10	0.849	17:30:49.261
9 -	39.004	32.962	43.481	IN PIT	154,0	4:22.676 P	59,11	1:57.196	17:35:11.937
10 -	OUTLAP	31.928	42.692	35.466	129,4	2:31.894	102,22	6.414	17:37:43.831
11 -	37.606	31.080	41.981	35.430	156,5	2:26.097 (3)	106,27	0.617	17:40:09.928

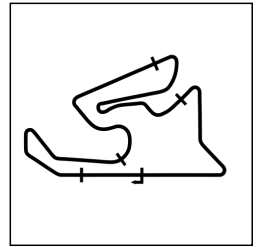
P7 41		IVAN MAIOROV				BeOn -			
IDEAL LAP TIME : 2:25.244		BEST LAP TIME : 2:25.535		DIFFERENCE : 0.291					
LAP	SECTOR 1	SECTOR 2	SECTOR 3	SECTOR 4	SPEED TRAP	LAP TIME	KPH	DIFF	TIME OF DAY
1 -	OUTLAP	33.773	43.420	35.956	120,3	2:38.425	98,00	12.890	17:13:47.929
2 -	38.526	33.231	44.711	36.722	150,5	2:33.190	101,35	7.655	17:16:21.119
3 -	37.965	32.519	43.252	36.321	157,1	2:30.057	103,47	4.522	17:18:51.176
4 -	37.646	32.355	43.576	36.253	154,6	2:29.830	103,62	4.295	17:21:21.006
5 -	38.435	32.932	43.471	35.980	152,3	2:30.818	102,95	5.283	17:23:51.824
6 -	38.429	32.833	43.629	35.749	147,2	2:30.640	103,07	5.105	17:26:22.464
7 -	37.954	32.607	43.543	IN PIT	151,7	2:50.626 P	90,99	25.091	17:29:13.090
8 -	OUTLAP	33.404	43.191	35.484	111,8	2:43.151	95,16	17.616	17:31:56.241
9 -	37.493	31.608	42.578	35.264	150,5	2:26.943 (3)	105,66	1.408	17:34:23.184
10 -	37.554	32.062	42.328	35.912	152,8	2:27.856	105,01	2.321	17:36:51.040
11 -	37.197	31.773	42.415	34.983	151,7	2:26.368 (2)	106,08	0.833	17:39:17.408
12 -	36.915	31.841	41.738	35.041	151,7	2:25.535 (1)	106,68		17:41:42.943

P8 44		LEONARDO CASADEI				BeOn - IGAXTEAM			
IDEAL LAP TIME : 2:26.192		BEST LAP TIME : 2:26.192		DIFFERENCE : 0.000					
LAP	SECTOR 1	SECTOR 2	SECTOR 3	SECTOR 4	SPEED TRAP	LAP TIME	KPH	DIFF	TIME OF DAY
1 -	OUTLAP	34.309	45.388	36.109	122,2	2:40.882	96,51	14.690	17:13:46.486
2 -	39.117	33.297	44.785	36.364	158,4	2:33.563	101,11	7.371	17:16:20.049
3 -	38.916	33.165	44.048	IN PIT	156,5	6:05.599 P	42,46	3:39.407	17:22:25.648
4 -	OUTLAP	33.506	44.124	35.848	126,9	2:36.865	98,98	10.673	17:25:02.513
5 -	38.714	32.457	43.530	35.482	153,4	2:30.183	103,38	3.991	17:27:32.696
6 -	37.972	32.342	43.080	35.668	152,8	2:29.062	104,16	2.870	17:30:01.758
7 -	37.827	32.434	43.016	35.003	154,0	2:28.280	104,71	2.088	17:32:30.038
8 -	37.716	32.046	43.073	35.234	154,6	2:28.069 (3)	104,86	1.877	17:34:58.107
9 -	37.793	32.579	43.065	34.987	155,2	2:28.424	104,61	2.232	17:37:26.531
10 -	37.714	32.120	42.532	34.782	153,4	2:27.148 (2)	105,51	0.956	17:39:53.679
11 -	37.510	31.828	42.301	34.553	153,4	2:26.192 (1)	106,20		17:42:19.871

ESBK - Campeonato de España de Superbikes

ESBK - Moto4

Libres 2 - SECTOR ANALYSIS



SECTOR 1 = FL to I1, SECTOR 2 = I1 to I2 SECTOR 3 = I2 to I3, SECTOR 4 = I3 to FL, DIFF = Difference To Personal Best Lap, P = Crossed Finish Line in Pit Lane

P9 77		ALEXANDRE MIGUEL INACIO				BeOn - TEAM MOTOCLUBE LOULÉ			
IDEAL LAP TIME : 2:25.626		BEST LAP TIME : 2:26.229		DIFFERENCE : 0.603					
LAP	SECTOR 1	SECTOR 2	SECTOR 3	SECTOR 4	SPEED TRAP	LAP TIME	KPH	DIFF	TIME OF DAY
1 -	OUTLAP	36.527	45.493	37.434	117,1	2:50.414	91,11	24.185	17:16:15.971
2 -	37.173	31.706	42.699	35.762	159,6	2:27.340	105,38	1.111	17:18:43.311
3 -	37.322	31.738	42.549	35.381	155,2	2:26.990 (2)	105,63	0.761	17:21:10.301
4 -	37.522	31.562	42.232	34.913	158,4	2:26.229 (1)	106,18		17:23:36.530
5 -	37.040	31.671	42.843	35.673	160,9	2:27.227 (3)	105,46	0.998	17:26:03.757
6 -	38.075	31.441	42.649	35.529	159,0	2:27.694	105,12	1.465	17:28:31.451
7 -	40.724	33.789	45.132	IN PIT	153,4	5:30.356 P	47,00	3:04.127	17:34:01.807
8 -	OUTLAP	33.908	43.379	35.548	126,1	2:36.228	99,38	9.999	17:36:38.035
9 -	38.280	31.951	43.125	36.620	156,5	2:29.976	103,52	3.747	17:39:08.011

P10 17		SOANE LACHIEZE				BeOn - BRS			
IDEAL LAP TIME : 2:26.189		BEST LAP TIME : 2:26.657		DIFFERENCE : 0.468					
LAP	SECTOR 1	SECTOR 2	SECTOR 3	SECTOR 4	SPEED TRAP	LAP TIME	KPH	DIFF	TIME OF DAY
1 -	OUTLAP	34.162	45.323	38.131	136,5	2:42.037	95,82	15.380	17:14:36.186
2 -	38.684	32.354	43.598	36.382	158,4	2:31.018	102,81	4.361	17:17:07.204
3 -	38.175	32.145	43.085	35.942	157,1	2:29.347	103,96	2.690	17:19:36.551
4 -	37.841	31.878	42.692	36.377	157,1	2:28.788	104,35	2.131	17:22:05.339
5 -	37.730	31.634	42.388	35.391	156,5	2:27.143	105,52	0.486	17:24:32.482
6 -	37.633	31.528	42.326	35.297	155,9	2:26.784 (2)	105,77	0.127	17:26:59.266
7 -	37.873	31.604	42.140	35.403	155,2	2:27.020 (3)	105,61	0.363	17:29:26.286
8 -	37.996	31.766	41.960	36.085	155,2	2:27.807	105,04	1.150	17:31:54.093
9 -	37.768	31.299	42.176	35.414	155,9	2:26.657 (1)	105,87		17:34:20.750
10 -	41.614	34.672	46.646	IN PIT	153,4	3:48.821 P	67,85	1:22.164	17:38:09.571
11 -	OUTLAP	32.898	43.937	36.229	131,1	2:36.506	99,20	9.849	17:40:46.077

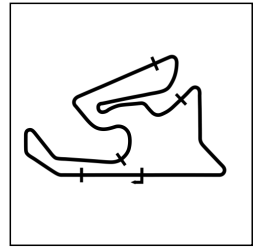
P11 38		ALESSIO ARNOLD				ROTEK - FULLMOTO SQUADRA CORSE			
IDEAL LAP TIME : 2:26.747		BEST LAP TIME : 2:26.747		DIFFERENCE : 0.000					
LAP	SECTOR 1	SECTOR 2	SECTOR 3	SECTOR 4	SPEED TRAP	LAP TIME	KPH	DIFF	TIME OF DAY
1 -	OUTLAP	33.646	44.251	36.321	135,1	2:37.958	98,29	11.211	17:14:18.521
2 -	37.377	31.575	42.620	35.175	153,4	2:26.747 (1)	105,80		17:16:45.268
3 -				IN PIT	152,8	17:11.282 P	15,05	14:44.535	17:33:56.550
4 -	OUTLAP	35.112	46.722	38.094	118,5	2:48.336	92,23	21.589	17:36:44.886
5 -	40.984	33.937	45.781	37.365	152,8	2:38.067 (3)	98,22	11.320	17:39:22.953
6 -	39.349	32.252	46.136	37.308	152,8	2:35.045 (2)	100,14	8.298	17:41:57.998

P12 66		TOMAS TURETTA				BeOn - ALMA RACING TEAM			
IDEAL LAP TIME : 2:26.918		BEST LAP TIME : 2:27.596		DIFFERENCE : 0.678					
LAP	SECTOR 1	SECTOR 2	SECTOR 3	SECTOR 4	SPEED TRAP	LAP TIME	KPH	DIFF	TIME OF DAY
1 -	OUTLAP	31.874	43.994	36.046	135,6	2:34.323	100,61	6.727	17:13:34.974
2 -	38.680	31.920	43.471	36.074	155,9	2:30.145	103,41	2.549	17:16:05.119
3 -	38.661	31.771	42.259	35.489	155,9	2:28.180 (3)	104,78	0.584	17:18:33.299
4 -	38.626	32.038	44.059	37.931	159,0	2:32.654	101,71	5.058	17:21:05.953
5 -	37.825	31.423	42.450	35.898	162,2	2:27.596 (1)	105,19		17:23:33.549
6 -	38.303	31.577	43.324	35.895	157,1	2:29.099	104,13	1.503	17:26:02.648
7 -	38.748	31.443	42.290	36.311	156,5	2:28.792	104,35	1.196	17:28:31.440
8 -	38.351	31.521	42.474	35.782	154,0	2:28.128 (2)	104,82	0.532	17:30:59.568
9 -	39.745	32.199	43.786	IN PIT	154,0	5:37.986 P	45,93	3:10.390	17:36:37.554
10 -	OUTLAP	31.922	42.823	36.430	135,1	2:32.587	101,75	4.991	17:39:10.141
11 -	38.499	31.345	42.891	36.235	154,6	2:28.970	104,22	1.374	17:41:39.111

ESBK - Campeonato de España de Superbikes

ESBK - Moto4

Libres 2 - SECTOR ANALYSIS



SECTOR 1 = FL to I1, SECTOR 2 = I1 to I2 SECTOR 3 = I2 to I3, SECTOR 4 = I3 to FL, DIFF = Difference To Personal Best Lap, P = Crossed Finish Line in Pit Lane

P13 74		FERMIN VALERO			BeOn - ASPAR KSB TECHNICAL ACADEMY				
IDEAL LAP TIME : 2:27.760		BEST LAP TIME : 2:28.226			DIFFERENCE : 0.466				
LAP	SECTOR 1	SECTOR 2	SECTOR 3	SECTOR 4	SPEED TRAP	LAP TIME	KPH	DIFF	TIME OF DAY
1 -	OUTLAP	35.376	47.198	37.325	121,4	2:46.532	93,23	18.306	17:13:44.569
2 -	39.911	33.508	45.292	36.432	156,5	2:35.143	100,08	6.917	17:16:19.712
3 -	38.158	32.533	43.750	36.228	157,1	2:30.669	103,05	2.443	17:18:50.381
4 -	37.997	31.992	44.057	36.466	155,2	2:30.512	103,15	2.286	17:21:20.893
5 -	39.322	32.428	44.691	35.696	154,6	2:32.137	102,05	3.911	17:23:53.030
6 -	37.586	32.312	43.325	35.703	155,2	2:28.926 (3)	104,25	0.700	17:26:21.956
7 -	39.584	35.908	45.037	IN PIT	151,7	4:38.114 P	55,82	2:09.888	17:31:00.070
8 -	OUTLAP	32.399	43.317	35.310	124,1	2:35.309	99,97	7.083	17:33:35.379
9 -	37.657	32.101	43.526	36.165	151,1	2:29.449	103,89	1.223	17:36:04.828
10 -	37.824	31.735	43.446	35.378	152,3	2:28.383 (2)	104,64	0.157	17:38:33.211
11 -	37.512	31.621	43.362	35.731	151,1	2:28.226 (1)	104,75		17:41:01.437

P14 56		SAM LORIS GARDNER			CORSE FACTORY -				
IDEAL LAP TIME : 2:33.835		BEST LAP TIME : 2:33.835			DIFFERENCE : 0.000				
LAP	SECTOR 1	SECTOR 2	SECTOR 3	SECTOR 4	SPEED TRAP	LAP TIME	KPH	DIFF	TIME OF DAY
1 -	OUTLAP			IN PIT	121,4	18:25.024 P	14,05	15:51.189	17:29:11.335
2 -	OUTLAP	36.069	50.371	41.021	110,0	3:00.988	85,78	27.153	17:32:12.323
3 -	42.338	34.059	48.794	37.787	146,6	2:42.978 (3)	95,26	9.143	17:34:55.301
4 -	40.278	33.200	45.868	37.674	153,4	2:37.020 (2)	98,88	3.185	17:37:32.321
5 -	39.720	32.624	44.895	36.596	154,6	2:33.835 (1)	100,93		17:40:06.156

P15 20		LOUIS COULOM			BeOn -				
IDEAL LAP TIME : 2:33.449		BEST LAP TIME : 2:34.031			DIFFERENCE : 0.582				
LAP	SECTOR 1	SECTOR 2	SECTOR 3	SECTOR 4	SPEED TRAP	LAP TIME	KPH	DIFF	TIME OF DAY
1 -	OUTLAP	34.217	45.390	37.280	124,1	2:42.816	95,36	8.785	17:12:57.655
2 -	42.562	33.410	44.777	37.105	152,8	2:37.854	98,36	3.823	17:15:35.509
3 -	39.278	33.490	44.501	37.088	154,6	2:34.357 (2)	100,59	0.326	17:18:09.866
4 -	39.524	33.585	44.518	36.866	151,7	2:34.493 (3)	100,50	0.462	17:20:44.359
5 -	39.103	32.979	44.908	37.041	151,7	2:34.031 (1)	100,80		17:23:18.390
6 -	43.667	39.488	45.219	37.119	150,0	2:45.493	93,82	11.462	17:26:03.883
7 -	39.796	34.212	45.107	37.563	150,0	2:36.678	99,10	2.647	17:28:40.561
8 -	40.393	34.067	46.364	IN PIT	151,1	3:51.155 P	67,17	1:17.124	17:32:31.716
9 -	OUTLAP	36.103	49.494	38.167	101,2	2:52.587	89,96	18.556	17:35:24.303
10 -	40.094	34.184	45.559	37.502	149,4	2:37.339	98,68	3.308	17:38:01.642
11 -	40.147	33.485	45.610	38.166	151,1	2:37.408	98,64	3.377	17:40:39.050

P16 23		ANTHONY LUPO JR.			BeOn -				
IDEAL LAP TIME : 2:31.401		BEST LAP TIME : 2:34.114			DIFFERENCE : 2.713				
LAP	SECTOR 1	SECTOR 2	SECTOR 3	SECTOR 4	SPEED TRAP	LAP TIME	KPH	DIFF	TIME OF DAY
1 -	OUTLAP	33.419	44.943	36.445	133,3	2:37.990	98,27	3.876	17:12:59.927
2 -	41.191	32.778	43.707	36.438	157,7	2:34.114 (1)	100,74		17:15:34.041

P17 94		ENEKO OSORIO			CORSE FACTORY - FRANDO RACING VHC TEAM				
IDEAL LAP TIME : 2:52.657		BEST LAP TIME : 2:57.709			DIFFERENCE : 5.052				
LAP	SECTOR 1	SECTOR 2	SECTOR 3	SECTOR 4	SPEED TRAP	LAP TIME	KPH	DIFF	TIME OF DAY
1 -	OUTLAP	34.929		IN PIT	122,6	21:12.819 P	12,19	18:15.110	17:33:01.608
2 -	OUTLAP	38.591	55.533	41.379	125,3	3:04.468	84,17	6.759	17:36:06.076
3 -	44.475	38.176	53.191	41.867	141,9	2:57.709 (1)	87,37		17:39:03.785

P18 55		GONÇALO DE MELO			MIR RACING -				
IDEAL LAP TIME : 2:38.607		BEST LAP TIME :			DIFFERENCE :				
LAP	SECTOR 1	SECTOR 2	SECTOR 3	SECTOR 4	SPEED TRAP	LAP TIME	KPH	DIFF	TIME OF DAY
1 -	OUTLAP	33.396	44.455	IN PIT	125,3	21:15.718 P	12,17		17:32:30.693
2 -	OUTLAP	35.998	49.012	39.392	70,0	2:55.526	88,45		17:35:26.219

ESBK - Campeonato de España de Superbikes

ESBK - Moto4

Libres 2 - BEST SECTORS

SECTOR 1			SECTOR 2			SECTOR 3			SECTOR 4			IDEAL / BEST COMPARISON						
POS	NO	NAME	TIME	NO	NAME	TIME	NO	NAME	TIME	NO	NAME	TIME	POS	NO	NAME	IDEAL	BEST	DIFF
											PERFECT LAP 2:22.290							
1	12	FLORIAN	36.371	4	AZLAN	30.418	4	AZLAN	40.969	4	AZLAN	34.532	1	4	AZLAN	2:22.327	2:22.434	0.107
2	4	AZLAN	36.408	12	FLORIAN	30.426	12	FLORIAN	40.979	44	CASADEI	34.553	2	12	FLORIAN	2:22.492	2:23.030	0.538
3	89	RUZ	36.507	19	GOUKER	30.498	19	GOUKER	41.437	12	FLORIAN	34.716	3	89	RUZ	2:23.743	2:24.384	0.641
4	85	ZARAGOZ	36.795	89	RUZ	30.747	89	RUZ	41.574	85	ZARAGOZ	34.721	4	85	ZARAGOZA	2:24.200	2:24.233	0.033
5	41	MAIOROV	36.915	85	ZARAGOZ	30.906	41	MAIOROV	41.738	27	MICHIEL	34.892	5	19	GOUKER	2:24.289	2:24.796	0.507
6	77	INACIO	37.040	27	MICHIEL	31.080	85	ZARAGOZ	41.778	77	INACIO	34.913	6	27	MICHIELIN	2:25.235	2:25.480	0.245
7	38	ARNOLD	37.377	17	LACHIEZ	31.299	27	MICHIEL	41.807	89	RUZ	34.915	7	41	MAIOROV	2:25.244	2:25.535	0.291
8	19	GOUKER	37.432	66	TURETTA	31.345	17	LACHIEZ	41.960	19	GOUKER	34.922	8	77	INACIO	2:25.626	2:26.229	0.603
9	27	MICHIEL	37.456	77	INACIO	31.441	77	INACIO	42.232	41	MAIOROV	34.983	9	17	LACHIEZE	2:26.189	2:26.657	0.468
10	44	CASADEI	37.510	38	ARNOLD	31.575	66	TURETTA	42.259	38	ARNOLD	35.175	10	44	CASADEI	2:26.192	2:26.192	0.000
11	74	VALERO	37.512	41	MAIOROV	31.608	44	CASADEI	42.301	17	LACHIEZ	35.297	11	38	ARNOLD	2:26.747	2:26.747	0.000
12	17	LACHIEZ	37.633	74	VALERO	31.621	38	ARNOLD	42.620	74	VALERO	35.310	12	66	TURETTA	2:26.918	2:27.596	0.678
13	66	TURETTA	37.825	44	CASADEI	31.828	74	VALERO	43.317	66	TURETTA	35.489	13	74	VALERO	2:27.760	2:28.226	0.466
14	23	LUPO JR	38.615	56	GARDNEF	32.624	93	SRIPETC	43.652	23	LUPO JR	36.438	14	23	LUPO JR.	2:31.401	2:34.114	2.713
15	20	COULOM	39.103	23	LUPO JR	32.641	23	LUPO JR	43.707	56	GARDNER	36.596	15	20	COULOM	2:33.449	2:34.031	0.582
16	56	GARDNEF	39.720	20	COULOM	32.979	55	DE MELO	44.455	20	COULOM	36.866	16	56	GARDNER	2:33.835	2:33.835	0.000
17	55	DE MELO	41.364	55	DE MELO	33.396	20	COULOM	44.501	55	DE MELO	39.392	17	55	DE MELO	2:38.607		
18	94	OSORIO	44.475	93	SRIPETC	33.402	56	GARDNEF	44.895	94	OSORIO	41.379	18	94	OSORIO	2:52.657	2:57.709	5.052
19				94	OSORIO	34.929	94	OSORIO	51.874									
20																		

ESBK - Campeonato de España de Superbikes

ESBK - Moto4

Libres 2 - BEST SPEEDS

POS	NO	NAME	VMAX	KPH
1	12	FLORIAN		165,6
2	85	ZARAGOZA		162,2
3	89	RUZ		162,2
4	66	TURETTA		162,2
5	77	INACIO		160,9
6	27	MICHIELIN		159,0
7	4	AZLAN		158,4
8	44	CASADEI		158,4
9	17	LACHIEZE		158,4
10	23	LUPO JR.		157,7
11	41	MAIOROV		157,1
12	74	VALERO		157,1
13	56	GARDNER		154,6
14	20	COULOM		154,6
15	19	GOUKER		153,4
16	38	ARNOLD		153,4
17	55	DE MELO		150,0
18	94	OSORIO		141,9
19	7	FITCHETT		107,9
20	93	SRIPETCHSUWAN		95,4

ESBK - Campeonato de España de Superbikes

ESBK - Moto4

Libres 2 - STATISTICS

Competitors Started	20
Planned Start	2024-10-25 @ 17:10:00.000
Actual Start	2024-10-25 @ 17:10:00.000
Finish Time	2024-10-25 @ 17:40:00.000
Track Length	4,313km
Total Laps	152
Total Distance Covered	655,576km

Session Fastest Lap History

NO	NAME	LAP TIME	TIME OF DAY	LAP	VEHICLE
19	NATHAN THOMAS GOUKER	2:27.993	17:15:21.608	2	BeOn
38	ALESSIO ARNOLD	2:26.747	17:16:45.260	2	ROTEK
4	QABIL IRFAN AZLAN	2:24.923	17:16:55.046	2	CORSE FACTORY
12	FRANÇOIS FLORIAN	2:24.130	17:18:40.208	3	BeOn
4	QABIL IRFAN AZLAN	2:23.326	17:19:18.373	3	CORSE FACTORY
12	FRANÇOIS FLORIAN	2:23.030	17:25:52.948	6	BeOn
4	QABIL IRFAN AZLAN	2:22.434	17:42:03.702	8	CORSE FACTORY

Flag History

TYPE	TIME OF DAY
GREEN	17:10:00.000
FINISH	17:40:00.000

Flag Statistics

TYPE	COUNT	TOTAL LAPS	TOTAL TIME
Green	1	12	32:58.069
Red	0	0	0.000
Safety Car	0	0	0.000
FCY	0	0	0.000