

ESBK - Campeonato de España de Superbikes

ESBK - BeOn Junior Cup

Carrera 2 - CLASSIFICATION

Race Distance: 14 Laps / 60,38 kilometers

POS	NO	NAME	NAT	ENTRY	LAPS	TIME	GAP	DIFF	KPH	BEST	ON	GRD	↓↑
1	18	PABLO OLIVARES	ESP	BeOn - QRG CERRO GROUP	14	28:38.822			126,46	2:01.394	14	1	0
2	67	CASEY JAMES O'GORMA	IRL	BeOn - SUPERHUGO 44 TEAM	14	28:38.824	0.002	0.002	126,46	2:01.663	13	5	3
3	34	JACOBO HINOJOSA	ESP	BeOn - QRG CERRO GROUP	14	28:39.109	0.287	0.285	126,44	2:01.504	14	3	0
4	14	BEÑAT FERNANDEZ	ESP	BeOn - FRANDO	14	28:39.360	0.538	0.251	126,42	2:01.358	12	4	0
5	45	ALEX LONGARELA	ESP	BeOn - IGAXTEAM	14	28:46.982	8.160	7.622	125,86	2:01.636	14	9	4
6	54	JESUS RIOS	ESP	BeOn - MRE TALENT	14	29:09.251	30.429	22.269	124,26	2:03.780	7	6	0
7	32	MARCOS LUDEÑA	ESP	BeOn - ASPAR KSB TECHNICAL ACADEMY	14	29:14.267	35.445	5.016	123,91	2:04.311	4	2	-5
8	7	DAVID JIMENEZ	ESP	BeOn - IGAXTEAM	14	29:23.434	44.612	9.167	123,26	2:03.981	14	7	-1
9	9	ELLIOT KASSIGIAN	FRA	BeOn -	14	29:24.605	45.783	1.171	123,18	2:03.890	13	8	-1

FASTEST LAP

14	BEÑAT FERNANDEZ	ESP	BeOn - FRANDO	12	2:01.358	79,49 mph	127,94 kph
----	-----------------	-----	---------------	----	----------	-----------	------------

Comments:


REVISADA FOTO FINISH

Weather / Track : Sunny / Wet

These results are provisional until the conclusion of any judicial and technical matters.

Date: 27/10/2024 Start: 10:15 Finish: 10:44

Circuito de Navarra: 4,313 km

Race Director:	Stewards:	Timekeeper:	
----------------	-----------	-------------	---

Results can be found at www.tsl-timing.com

Printed - 10:53 domingo, domingo, 27 de octubre de 2024

ESBK - Campeonato de España de Superbikes

ESBK - BeOn Junior Cup

Carrera 2 - BEST SECTORS

SECTOR 1			SECTOR 2			SECTOR 3			SECTOR 4			IDEAL / BEST COMPARISON						
POS	NO	NAME	TIME	NO	NAME	TIME	NO	NAME	TIME	POS	NO	NAME	IDEAL	BEST	DIFF			
													PERFECT LAP	2:00.994				
1	18	OLIVARE	30.031	14	FERNAND	26.503	67	O'GORMA	35.760	14	FERNAND	28.700	1	14	FERNANDEZ	2:01.181	2:01.358	0.177
2	45	LONGARE	30.112	34	HINOJOS	26.514	14	FERNAND	35.780	34	HINOJOS	28.726	2	18	OLIVARES	2:01.232	2:01.394	0.162
3	67	O'GORMA	30.182	18	OLIVARE	26.602	18	OLIVARE	35.855	18	OLIVARE	28.744	3	34	HINOJOSA	2:01.321	2:01.504	0.183
4	14	FERNAND	30.198	45	LONGARE	26.606	45	LONGARE	35.855	45	LONGARE	28.865	4	45	LONGARELA	2:01.438	2:01.636	0.198
5	34	HINOJOS	30.222	67	O'GORMA	26.610	34	HINOJOS	35.859	67	O'GORMA	28.931	5	67	O'GORMAN	2:01.483	2:01.663	0.180
6	32	LUDEÑA	30.645	54	RIOS	26.862	32	LUDEÑA	36.666	54	RIOS	29.084	6	54	RIOS	2:03.409	2:03.780	0.371
7	7	JIMENEZ	30.733	9	KASSIGI	26.992	54	RIOS	36.669	9	KASSIGI	29.187	7	9	KASSIGIAN	2:03.617	2:03.890	0.273
8	9	KASSIGI	30.751	7	JIMENEZ	27.052	7	JIMENEZ	36.687	7	JIMENEZ	29.307	8	7	JIMENEZ	2:03.779	2:03.981	0.202
9	54	RIOS	30.794	32	LUDEÑA	27.192	9	KASSIGI	36.687	32	LUDEÑA	29.342	9	32	LUDEÑA	2:03.845	2:04.311	0.466

ESBK - Campeonato de España de Superbikes

ESBK - BeOn Junior Cup

Carrera 2 - BEST SPEEDS

POS	NO	NAME	VMAX	KPH
1	14	FERNANDEZ		221,2
2	45	LONGARELA		220,0
3	32	LUDEÑA		220,0
4	18	OLIVARES		217,5
5	34	HINOJOSA		217,5
6	54	RIOS		216,3
7	67	O'GORMAN		215,2
8	7	JIMENEZ		215,2
9	9	KASSIGIAN		214,0

ESBK - Campeonato de España de Superbikes

ESBK - BeOn Junior Cup

Carrera 2 - LAP ANALYSIS

DIFF = Difference To Personal Best Lap

P1 18 PABLO OLIVARES				
LAP	LAP TIME	DIFF	KPH	TIME OF DAY
1 -	2:08.599	7.205	120,73	10:18:04.081
2 -	2:02.487	1.093	126,76	10:20:06.568
3 -	2:02.691	1.297	126,55	10:22:09.259
4 -	2:03.211	1.817	126,01	10:24:12.470
5 -	2:03.057	1.663	126,17	10:26:15.527
6 -	2:02.762	1.368	126,47	10:28:18.289
7 -	2:02.446	1.052	126,80	10:30:20.735
8 -	2:02.601	1.207	126,64	10:32:23.336
9 -	2:02.292	0.898	126,96	10:34:25.628
10 -	2:01.986	0.592	127,28	10:36:27.614
11 -	2:01.884 (3)	0.490	127,38	10:38:29.498
12 -	2:01.945	0.551	127,32	10:40:31.443
13 -	2:01.467 (2)	0.073	127,82	10:42:32.910
14 -	2:01.394 (1)		127,90	10:44:34.304

P2 67 CASEY JAMES O'GORMAN				
LAP	LAP TIME	DIFF	KPH	TIME OF DAY
1 -	2:09.024	7.361	120,33	10:18:04.506
2 -	2:02.368	0.705	126,88	10:20:06.874
3 -	2:02.421	0.758	126,83	10:22:09.295
4 -	2:03.004	1.341	126,23	10:24:12.299
5 -	2:02.681	1.018	126,56	10:26:14.980
6 -	2:02.562	0.899	126,68	10:28:17.542
7 -	2:02.463	0.800	126,78	10:30:20.005
8 -	2:02.669	1.006	126,57	10:32:22.674
9 -	2:02.125	0.462	127,13	10:34:24.799
10 -	2:02.355	0.692	126,89	10:36:27.154
11 -	2:01.998	0.335	127,27	10:38:29.152
12 -	2:01.672 (2)	0.009	127,61	10:40:30.824
13 -	2:01.663 (1)		127,62	10:42:32.487
14 -	2:01.819 (3)	0.156	127,45	10:44:34.306

P3 34 JACOBO HINOJOSA				
LAP	LAP TIME	DIFF	KPH	TIME OF DAY
1 -	2:09.508	8.004	119,89	10:18:04.990
2 -	2:03.236	1.732	125,99	10:20:08.226
3 -	2:02.878	1.374	126,35	10:22:11.104
4 -	2:02.785	1.281	126,45	10:24:13.889
5 -	2:02.968	1.464	126,26	10:26:16.857
6 -	2:02.586	1.082	126,66	10:28:19.443
7 -	2:02.264	0.760	126,99	10:30:21.707
8 -	2:01.954	0.450	127,31	10:32:23.661
9 -	2:02.102	0.598	127,16	10:34:25.763
10 -	2:02.072	0.568	127,19	10:36:27.835
11 -	2:01.773 (3)	0.269	127,50	10:38:29.608
12 -	2:01.910	0.406	127,36	10:40:31.518
13 -	2:01.569 (2)	0.065	127,72	10:42:33.087
14 -	2:01.504 (1)		127,78	10:44:34.591

P4 14 BEÑAT FERNANDEZ				
LAP	LAP TIME	DIFF	KPH	TIME OF DAY
1 -	2:09.708	8.350	119,70	10:18:05.190
2 -	2:03.358	2.000	125,86	10:20:08.548
3 -	2:02.665	1.307	126,57	10:22:11.213
4 -	2:02.780	1.422	126,46	10:24:13.993
5 -	2:03.057	1.699	126,17	10:26:17.050
6 -	2:02.601	1.243	126,64	10:28:19.651
7 -	2:02.429	1.071	126,82	10:30:22.080
8 -	2:02.021	0.663	127,24	10:32:24.101
9 -	2:01.856	0.498	127,41	10:34:25.957

DIFF = Difference To Personal Best Lap

10 -	2:01.875	0.517	127,39	10:36:27.832
11 -	2:02.552	1.194	126,69	10:38:30.384
12 -	2:01.358 (1)		127,94	10:40:31.742
13 -	2:01.550 (2)	0.192	127,74	10:42:33.292
14 -	2:01.550 (2)	0.192	127,74	10:44:34.842

P5 45 ALEX LONGARELA				
LAP	LAP TIME	DIFF	KPH	TIME OF DAY
1 -	2:11.485	9.849	118,08	10:18:06.967
2 -	2:05.792	4.156	123,43	10:20:12.759
3 -	2:03.856	2.220	125,36	10:22:16.615
4 -	2:03.630	1.994	125,59	10:24:20.245
5 -	2:03.610	1.974	125,61	10:26:23.855
6 -	2:02.831	1.195	126,40	10:28:26.686
7 -	2:02.328	0.692	126,92	10:30:29.014
8 -	2:02.216	0.580	127,04	10:32:31.230
9 -	2:02.126	0.490	127,13	10:34:33.356
10 -	2:01.908	0.272	127,36	10:36:35.264
11 -	2:01.757 (3)	0.121	127,52	10:38:37.021
12 -	2:02.154	0.518	127,10	10:40:39.175
13 -	2:01.653 (2)	0.017	127,63	10:42:40.828
14 -	2:01.636 (1)		127,64	10:44:42.464

P6 54 JESUS RIOS				
LAP	LAP TIME	DIFF	KPH	TIME OF DAY
1 -	2:10.415	6.635	119,05	10:18:05.897
2 -	2:04.514	0.734	124,69	10:20:10.411
3 -	2:04.767	0.987	124,44	10:22:15.178
4 -	2:04.579	0.799	124,63	10:24:19.757
5 -	2:04.492	0.712	124,72	10:26:24.249
6 -	2:03.803 (2)	0.023	125,41	10:28:28.052
7 -	2:03.780 (1)		125,43	10:30:31.832
8 -	2:04.503	0.723	124,71	10:32:36.335
9 -	2:04.739	0.959	124,47	10:34:41.074
10 -	2:04.318	0.538	124,89	10:36:45.392
11 -	2:04.092 (3)	0.312	125,12	10:38:49.484
12 -	2:04.561	0.781	124,65	10:40:54.045
13 -	2:04.645	0.865	124,56	10:42:58.690
14 -	2:06.043	2.263	123,18	10:45:04.733

P7 32 MARCOS LUDEÑA				
LAP	LAP TIME	DIFF	KPH	TIME OF DAY
1 -	2:09.441	5.130	119,95	10:18:04.923
2 -	2:04.495 (3)	0.184	124,71	10:20:09.418
3 -	2:04.458 (2)	0.147	124,75	10:22:13.876
4 -	2:04.311 (1)		124,90	10:24:18.187
5 -	2:04.690	0.379	124,52	10:26:22.877
6 -	2:04.770	0.459	124,44	10:28:27.647
7 -	2:04.595	0.284	124,61	10:30:32.242
8 -	2:04.903	0.592	124,31	10:32:37.145
9 -	2:05.044	0.733	124,17	10:34:42.189
10 -	2:06.053	1.742	123,17	10:36:48.242
11 -	2:05.935	1.624	123,29	10:38:54.177
12 -	2:04.990	0.679	124,22	10:40:59.167
13 -	2:05.072	0.761	124,14	10:43:04.239
14 -	2:05.510	1.199	123,70	10:45:09.749

P8 7 DAVID JIMENEZ				
LAP	LAP TIME	DIFF	KPH	TIME OF DAY
1 -	2:12.789	8.808	116,92	10:18:08.271
2 -	2:06.892	2.911	122,36	10:20:15.163
3 -	2:06.649	2.668	122,59	10:22:21.812

ESBK - Campeonato de España de Superbikes

ESBK - BeOn Junior Cup

Carrera 2 - LAP ANALYSIS

DIFF = Difference To Personal Best Lap

4 -	2:06.688	2.707	122,55	10:24:28.500
5 -	2:06.505	2.524	122,73	10:26:35.005
6 -	2:05.892	1.911	123,33	10:28:40.897
7 -	2:05.838	1.857	123,38	10:30:46.735
8 -	2:05.523	1.542	123,69	10:32:52.258
9 -	2:04.956	0.975	124,25	10:34:57.214
10 -	2:04.813	0.832	124,40	10:37:02.027
11 -	2:04.688	0.707	124,52	10:39:06.715
12 -	2:04.202 (3)	0.221	125,01	10:41:10.917
13 -	2:04.018 (2)	0.037	125,19	10:43:14.935
14 -	2:03.981 (1)		125,23	10:45:18.916

P9 9 ELLIOT KASSIGIAN				
LAP	LAP TIME	DIFF	KPH	TIME OF DAY
1 -	2:13.890	10.000	115,96	10:18:09.372
2 -	2:07.077	3.187	122,18	10:20:16.449
3 -	2:06.402	2.512	122,83	10:22:22.851
4 -	2:05.858	1.968	123,36	10:24:28.709
5 -	2:07.038	3.148	122,22	10:26:35.747
6 -	2:05.879	1.989	123,34	10:28:41.626
7 -	2:05.916	2.026	123,31	10:30:47.542
8 -	2:05.654	1.764	123,56	10:32:53.196
9 -	2:05.052	1.162	124,16	10:34:58.248
10 -	2:04.612	0.722	124,60	10:37:02.860
11 -	2:04.757	0.867	124,45	10:39:07.617
12 -	2:04.369 (3)	0.479	124,84	10:41:11.986
13 -	2:03.890 (1)		125,32	10:43:15.876
14 -	2:04.211 (2)	0.321	125,00	10:45:20.087

ESBK - Campeonato de España de Superbikes

ESBK - BeOn Junior Cup

Carrera 2 - LAP CHART

LAP 1 @ 10:18:04.081			LAP 6 @ 10:28:17.542			LAP 11 @ 10:38:29.152		
NO	BEHIND	LAP TIME	NO	BEHIND	LAP TIME	NO	BEHIND	LAP TIME
18		2:08.599	67		2:02.562	67		2:01.998
67	0.425	2:09.024	18	0.747	2:02.762	18	0.346	2:01.884
32	0.842	2:09.441	34	1.901	2:02.586	34	0.456	2:01.773
34	0.909	2:09.508	14	2.109	2:02.601	14	1.232	2:02.552
14	1.109	2:09.708	45	9.144	2:02.831	45	7.869	2:01.757
54	1.816	2:10.415	32	10.105	2:04.770	54	20.332	2:04.092
45	2.886	2:11.485	54	10.510	2:03.803	32	25.025	2:05.935
7	4.190	2:12.789	7	23.355	2:05.892	7	37.563	2:04.688
9	5.291	2:13.890	9	24.084	2:05.879	9	38.465	2:04.757

LAP 2 @ 10:20:06.568			LAP 7 @ 10:30:20.005			LAP 12 @ 10:40:30.824		
NO	BEHIND	LAP TIME	NO	BEHIND	LAP TIME	NO	BEHIND	LAP TIME
18		2:02.487	67		2:02.463	67		2:01.672
67	0.306	2:02.368	18	0.730	2:02.446	18	0.619	2:01.945
34	1.658	2:03.236	34	1.702	2:02.264	34	0.694	2:01.910
14	1.980	2:03.358	14	2.075	2:02.429	14	0.918	2:01.358
32	2.850	2:04.495	45	9.009	2:02.328	45	8.351	2:02.154
54	3.843	2:04.514	54	11.827	2:03.780	54	23.221	2:04.561
45	6.191	2:05.792	32	12.237	2:04.595	32	28.343	2:04.990
7	8.595	2:06.892	7	26.730	2:05.838	7	40.093	2:04.202
9	9.881	2:07.077	9	27.537	2:05.916	9	41.162	2:04.369

LAP 3 @ 10:22:09.259			LAP 8 @ 10:32:22.674			LAP 13 @ 10:42:32.487		
NO	BEHIND	LAP TIME	NO	BEHIND	LAP TIME	NO	BEHIND	LAP TIME
18		2:02.691	67		2:02.669	67		2:01.663
67	0.036	2:02.421	18	0.662	2:02.601	18	0.423	2:01.467
34	1.845	2:02.878	34	0.987	2:01.954	34	0.600	2:01.569
14	1.954	2:02.665	14	1.427	2:02.021	14	0.805	2:01.550
32	4.617	2:04.458	45	8.556	2:02.216	45	8.341	2:01.653
54	5.919	2:04.767	54	13.661	2:04.503	54	26.203	2:04.645
45	7.356	2:03.856	32	14.471	2:04.903	32	31.752	2:05.072
7	12.553	2:06.649	7	29.584	2:05.523	7	42.448	2:04.018
9	13.592	2:06.402	9	30.522	2:05.654	9	43.389	2:03.890

LAP 4 @ 10:24:12.299			LAP 9 @ 10:34:24.799			LAP 14 @ 10:44:34.304		
NO	BEHIND	LAP TIME	NO	BEHIND	LAP TIME	NO	BEHIND	LAP TIME
67		2:03.004	67		2:02.125	18		2:01.394
18	0.171	2:03.211	18	0.829	2:02.292	67	0.002	2:01.819
34	1.590	2:02.785	34	0.964	2:02.102	34	0.287	2:01.504
14	1.694	2:02.780	14	1.158	2:01.856	14	0.538	2:01.550
32	5.888	2:04.311	45	8.557	2:02.126	45	8.160	2:01.636
54	7.458	2:04.579	54	16.275	2:04.739	54	30.429	2:06.043
45	7.946	2:03.630	32	17.390	2:05.044	32	35.445	2:05.510
7	16.201	2:06.688	7	32.415	2:04.956	7	44.612	2:03.981
9	16.410	2:05.858	9	33.449	2:05.052	9	45.783	2:04.211

LAP 5 @ 10:26:14.980			LAP 10 @ 10:36:27.154		
NO	BEHIND	LAP TIME	NO	BEHIND	LAP TIME
67		2:02.681	67		2:02.355
18	0.547	2:03.057	18	0.460	2:01.986
34	1.877	2:02.968	14	0.678	2:01.875
14	2.070	2:03.057	34	0.681	2:02.072
32	7.897	2:04.690	45	8.110	2:01.908
45	8.875	2:03.610	54	18.238	2:04.318
54	9.269	2:04.492	32	21.088	2:06.053
7	20.025	2:06.505	7	34.873	2:04.813
9	20.767	2:07.038	9	35.706	2:04.612

ESBK - Campeonato de España de Superbikes

ESBK - BeOn Junior Cup

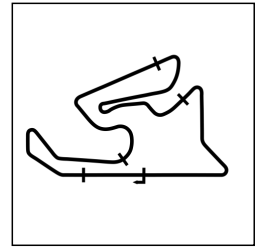
Carrera 2 - POSITION CHART

No	Name	Lap Pos														
			1	2	3	4	5	6	7	8	9	10	11	12	13	14
18	OLIVARES	1	18	18	18	67	67	67	67	67	67	67	67	67	67	18
32	LUDEÑA	2	67	67	67	18	18	18	18	18	18	18	18	18	18	67
34	HINOJOSA	3	32	34	34	34	34	34	34	34	34	14	34	34	34	34
14	FERNANDEZ	4	34	14	14	14	14	14	14	14	14	34	14	14	14	14
67	O'GORMAN	5	14	32	32	32	32	45	45	45	45	45	45	45	45	45
54	RIOS	6	54	54	54	54	45	32	54	54	54	54	54	54	54	54
7	JIMENEZ	7	45	45	45	45	54	54	32	32	32	32	32	32	32	32
9	KASSIGIAN	8	7	7	7	7	7	7	7	7	7	7	7	7	7	7
45	LONGARELA	9	9	9	9	9	9	9	9	9	9	9	9	9	9	9

ESBK - Campeonato de España de Superbikes

ESBK - BeOn Junior Cup

Carrera 2 - SECTOR ANALYSIS



SECTOR 1 = FL to I1, SECTOR 2 = I1 to I2 SECTOR 3 = I2 to I3, SECTOR 4 = I3 to FL, DIFF = Difference To Personal Best Lap, P = Crossed Finish Line in Pit Lane

P1 18		PABLO OLIVARES				BeOn - QRG CERRO GROUP			
IDEAL LAP TIME : 2:01.232		BEST LAP TIME : 2:01.394		DIFFERENCE : 0.162					
LAP	SECTOR 1	SECTOR 2	SECTOR 3	SECTOR 4	SPEED TRAP	LAP TIME	KPH	DIFF	TIME OF DAY
1 -		27.232	36.327	29.317	180,8	2:08.599	120,73	7.205	10:18:04.081
2 -	30.332	26.864	36.092	29.199	211,7	2:02.487	126,76	1.093	10:20:06.568
3 -	30.312	26.859	36.163	29.357	214,0	2:02.691	126,55	1.297	10:22:09.259
4 -	30.862	26.911	36.231	29.207	208,4	2:03.211	126,01	1.817	10:24:12.470
5 -	30.862	26.817	36.254	29.124	207,3	2:03.057	126,17	1.663	10:26:15.527
6 -	30.283	26.837	36.284	29.358	216,3	2:02.762	126,47	1.368	10:28:18.289
7 -	30.483	26.799	36.016	29.148	215,2	2:02.446	126,80	1.052	10:30:20.735
8 -	30.488	26.859	36.122	29.132	216,3	2:02.601	126,64	1.207	10:32:23.336
9 -	30.440	26.705	36.091	29.056	216,3	2:02.292	126,96	0.898	10:34:25.628
10 -	30.251	26.741	35.905	29.089	216,3	2:01.986	127,28	0.592	10:36:27.614
11 -	30.322	26.723	35.855	28.984	212,9	2:01.884 (3)	127,38	0.490	10:38:29.498
12 -	30.271	26.732	35.866	29.076	216,3	2:01.945	127,32	0.551	10:40:31.443
13 -	30.031	26.748	35.860	28.828	217,5	2:01.467 (2)	127,82	0.073	10:42:32.910
14 -	30.176	26.602	35.872	28.744	216,3	2:01.394 (1)	127,90		10:44:34.304

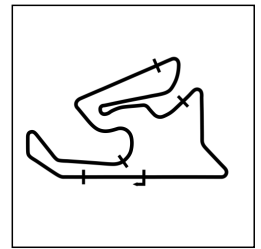
P2 67		CASEY JAMES O'GORMAN				BeOn - SUPERHUGO 44 TEAM			
IDEAL LAP TIME : 2:01.483		BEST LAP TIME : 2:01.663		DIFFERENCE : 0.180					
LAP	SECTOR 1	SECTOR 2	SECTOR 3	SECTOR 4	SPEED TRAP	LAP TIME	KPH	DIFF	TIME OF DAY
1 -		26.861	36.212	29.383	185,0	2:09.024	120,33	7.361	10:18:04.506
2 -	30.260	26.912	35.975	29.221	215,2	2:02.368	126,88	0.705	10:20:06.874
3 -	30.317	26.803	36.138	29.163	215,2	2:02.421	126,83	0.758	10:22:09.295
4 -	30.493	26.905	36.226	29.380	215,2	2:03.004	126,23	1.341	10:24:12.299
5 -	30.584	26.760	36.045	29.292	212,9	2:02.681	126,56	1.018	10:26:14.980
6 -	30.483	26.854	36.036	29.189	212,9	2:02.562	126,68	0.899	10:28:17.542
7 -	30.447	26.794	36.037	29.185	212,9	2:02.463	126,78	0.800	10:30:20.005
8 -	30.728	26.833	36.007	29.101	211,7	2:02.669	126,57	1.006	10:32:22.674
9 -	30.408	26.723	35.880	29.114	212,9	2:02.125	127,13	0.462	10:34:24.799
10 -	30.456	26.798	35.978	29.123	211,7	2:02.355	126,89	0.692	10:36:27.154
11 -	30.317	26.698	35.850	29.133	211,7	2:01.998	127,27	0.335	10:38:29.152
12 -	30.314	26.667	35.760	28.931	211,7	2:01.672 (2)	127,61	0.009	10:40:30.824
13 -	30.182	26.610	35.854	29.017	212,9	2:01.663 (1)	127,62		10:42:32.487
14 -	30.296	26.618	35.882	29.023	212,9	2:01.819 (3)	127,45	0.156	10:44:34.306

P3 34		JACOBO HINOJOSA				BeOn - QRG CERRO GROUP			
IDEAL LAP TIME : 2:01.321		BEST LAP TIME : 2:01.504		DIFFERENCE : 0.183					
LAP	SECTOR 1	SECTOR 2	SECTOR 3	SECTOR 4	SPEED TRAP	LAP TIME	KPH	DIFF	TIME OF DAY
1 -		27.294	36.801	29.216	180,0	2:09.508	119,89	8.004	10:18:04.990
2 -	30.592	27.222	36.324	29.098	215,2	2:03.236	125,99	1.732	10:20:08.226
3 -	30.547	26.834	36.291	29.206	211,7	2:02.878	126,35	1.374	10:22:11.104
4 -	30.729	26.701	36.227	29.128	212,9	2:02.785	126,45	1.281	10:24:13.889
5 -	30.952	26.840	36.122	29.054	211,7	2:02.968	126,26	1.464	10:26:16.857
6 -	30.767	26.780	36.052	28.987	211,7	2:02.586	126,66	1.082	10:28:19.443
7 -	30.732	26.650	36.002	28.880	211,7	2:02.264	126,99	0.760	10:30:21.707
8 -	30.600	26.548	36.022	28.784	212,9	2:01.954	127,31	0.450	10:32:23.661
9 -	30.443	26.660	36.071	28.928	214,0	2:02.102	127,16	0.598	10:34:25.763
10 -	30.339	26.778	35.893	29.062	216,3	2:02.072	127,19	0.568	10:36:27.835
11 -	30.565	26.514	35.859	28.835	209,5	2:01.773 (3)	127,50	0.269	10:38:29.608
12 -	30.389	26.702	35.891	28.928	217,5	2:01.910	127,36	0.406	10:40:31.518
13 -	30.289	26.621	35.933	28.726	215,2	2:01.569 (2)	127,72	0.065	10:42:33.087
14 -	30.222	26.632	35.883	28.767	216,3	2:01.504 (1)	127,78		10:44:34.591

ESBK - Campeonato de España de Superbikes

ESBK - BeOn Junior Cup

Carrera 2 - SECTOR ANALYSIS



SECTOR 1 = FL to I1, SECTOR 2 = I1 to I2 SECTOR 3 = I2 to I3, SECTOR 4 = I3 to FL, DIFF = Difference To Personal Best Lap, P = Crossed Finish Line in Pit Lane

P4 14		BENAT FERNANDEZ				BeOn - FRANDO			
IDEAL LAP TIME : 2:01.181		BEST LAP TIME : 2:01.358		DIFFERENCE : 0.177					
LAP	SECTOR 1	SECTOR 2	SECTOR 3	SECTOR 4	SPEED TRAP	LAP TIME	KPH	DIFF	TIME OF DAY
1 -		27.772	36.568	29.007	185,9	2:09.708	119,70	8.350	10:18:05.190
2 -	30.757	26.795	36.650	29.156	221,2	2:03.358	125,86	2.000	10:20:08.548
3 -	30.566	26.840	36.237	29.022	218,7	2:02.665	126,57	1.307	10:22:11.213
4 -	30.868	26.693	36.280	28.939	217,5	2:02.780	126,46	1.422	10:24:13.993
5 -	31.007	26.980	36.109	28.961	208,4	2:03.057	126,17	1.699	10:26:17.050
6 -	30.723	26.829	36.231	28.818	211,7	2:02.601	126,64	1.243	10:28:19.651
7 -	30.710	26.683	36.092	28.944	211,7	2:02.429	126,82	1.071	10:30:22.080
8 -	30.370	26.615	36.110	28.926	220,0	2:02.021	127,24	0.663	10:32:24.101
9 -	30.323	26.608	36.047	28.878	218,7	2:01.856	127,41	0.498	10:34:25.957
10 -	30.438	26.672	35.890	28.875	216,3	2:01.875	127,39	0.517	10:36:27.832
11 -	31.291	26.503	35.845	28.913	216,3	2:02.552	126,69	1.194	10:38:30.384
12 -	30.362	26.516	35.780	28.700	218,7	2:01.358 (1)	127,94		10:40:31.742
13 -	30.206	26.634	35.982	28.728	221,2	2:01.550 (2)	127,74	0.192	10:42:33.292
14 -	30.198	26.553	36.095	28.704	220,0	2:01.550 (2)	127,74	0.192	10:44:34.842

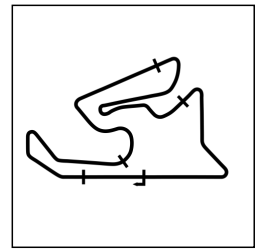
P5 45		ALEX LONGARELA				BeOn - IGAXTEAM			
IDEAL LAP TIME : 2:01.438		BEST LAP TIME : 2:01.636		DIFFERENCE : 0.198					
LAP	SECTOR 1	SECTOR 2	SECTOR 3	SECTOR 4	SPEED TRAP	LAP TIME	KPH	DIFF	TIME OF DAY
1 -		27.685	37.345	29.515	184,1	2:11.485	118,08	9.849	10:18:06.967
2 -	32.260	27.257	36.895	29.380	216,3	2:05.792	123,43	4.156	10:20:12.759
3 -	30.792	26.985	36.660	29.419	217,5	2:03.856	125,36	2.220	10:22:16.615
4 -	30.630	26.894	36.649	29.457	216,3	2:03.630	125,59	1.994	10:24:20.245
5 -	30.762	26.986	36.626	29.236	220,0	2:03.610	125,61	1.974	10:26:23.855
6 -	30.337	26.875	36.317	29.302	218,7	2:02.831	126,40	1.195	10:28:26.686
7 -	30.322	26.621	36.381	29.004	216,3	2:02.328	126,92	0.692	10:30:29.014
8 -	30.182	26.703	36.093	29.238	216,3	2:02.216	127,04	0.580	10:32:31.230
9 -	30.411	26.725	35.948	29.042	216,3	2:02.126	127,13	0.490	10:34:33.356
10 -	30.196	26.723	35.970	29.019	215,2	2:01.908	127,36	0.272	10:36:35.264
11 -	30.294	26.606	35.992	28.865	217,5	2:01.757 (3)	127,52	0.121	10:38:37.021
12 -	30.165	27.052	35.939	28.998	217,5	2:02.154	127,10	0.518	10:40:39.175
13 -	30.137	26.669	35.929	28.918	216,3	2:01.653 (2)	127,63	0.017	10:42:40.828
14 -	30.112	26.665	35.855	29.004	218,7	2:01.636 (1)	127,64		10:44:42.464

P6 54		JESUS RIOS				BeOn - MRE TALENT			
IDEAL LAP TIME : 2:03.409		BEST LAP TIME : 2:03.780		DIFFERENCE : 0.371					
LAP	SECTOR 1	SECTOR 2	SECTOR 3	SECTOR 4	SPEED TRAP	LAP TIME	KPH	DIFF	TIME OF DAY
1 -		27.361	37.111	29.113	185,0	2:10.415	119,05	6.635	10:18:05.897
2 -	31.067	27.127	37.009	29.311	209,5	2:04.514	124,69	0.734	10:20:10.411
3 -	31.312	27.025	37.224	29.206	211,7	2:04.767	124,44	0.987	10:22:15.178
4 -	31.348	27.109	36.952	29.170	211,7	2:04.579	124,63	0.799	10:24:19.757
5 -	31.160	27.405	36.843	29.084	212,9	2:04.492	124,72	0.712	10:26:24.249
6 -	30.794	26.862	36.873	29.274	214,0	2:03.803 (2)	125,41	0.023	10:28:28.052
7 -	30.824	27.124	36.671	29.161	216,3	2:03.780 (1)	125,43		10:30:31.832
8 -	31.149	26.976	36.995	29.383	211,7	2:04.503	124,71	0.723	10:32:36.335
9 -	31.144	27.225	36.989	29.381	210,6	2:04.739	124,47	0.959	10:34:41.074
10 -	31.110	27.133	36.748	29.327	210,6	2:04.318	124,89	0.538	10:36:45.392
11 -	31.030	27.083	36.669	29.310	211,7	2:04.092 (3)	125,12	0.312	10:38:49.484
12 -	31.178	27.070	36.946	29.367	207,3	2:04.561	124,65	0.781	10:40:54.045
13 -	31.311	27.185	36.830	29.319	209,5	2:04.645	124,56	0.865	10:42:58.690
14 -	31.731	27.426	37.314	29.572	208,4	2:06.043	123,18	2.263	10:45:04.733

ESBK - Campeonato de España de Superbikes

ESBK - BeOn Junior Cup

Carrera 2 - SECTOR ANALYSIS



SECTOR 1 = FL to I1, SECTOR 2 = I1 to I2 SECTOR 3 = I2 to I3, SECTOR 4 = I3 to FL, DIFF = Difference To Personal Best Lap, P = Crossed Finish Line in Pit Lane

P7 32		MARCOS LUDENA			BeOn - ASPAR KSB TECHNICAL ACADEMY				
IDEAL LAP TIME : 2:03.845		BEST LAP TIME : 2:04.311			DIFFERENCE : 0.466				
LAP	SECTOR 1	SECTOR 2	SECTOR 3	SECTOR 4	SPEED TRAP	LAP TIME	KPH	DIFF	TIME OF DAY
1 -		27.459	36.691	29.342	181,6	2:09.441	119,95	5.130	10:18:04.923
2 -	30.880	27.390	36.829	29.396	220,0	2:04.495 (3)	124,71	0.184	10:20:09.418
3 -	30.645	27.337	36.931	29.545	216,3	2:04.458 (2)	124,75	0.147	10:22:13.876
4 -	30.844	27.260	36.666	29.541	216,3	2:04.311 (1)	124,90		10:24:18.187
5 -	30.735	27.435	36.896	29.624	215,2	2:04.690	124,52	0.379	10:26:22.877
6 -	30.680	27.192	37.055	29.843	215,2	2:04.770	124,44	0.459	10:28:27.647
7 -	30.767	27.317	36.861	29.650	214,0	2:04.595	124,61	0.284	10:30:32.242
8 -	31.209	27.238	36.978	29.478	217,5	2:04.903	124,31	0.592	10:32:37.145
9 -	31.031	27.478	36.976	29.559	216,3	2:05.044	124,17	0.733	10:34:42.189
10 -	32.009	27.332	36.991	29.721	216,3	2:06.053	123,17	1.742	10:36:48.242
11 -	31.320	27.647	37.092	29.876	215,2	2:05.935	123,29	1.624	10:38:54.177
12 -	31.323	27.356	36.754	29.557	215,2	2:04.990	124,22	0.679	10:40:59.167
13 -	31.156	27.412	36.963	29.541	214,0	2:05.072	124,14	0.761	10:43:04.239
14 -	31.371	27.409	37.070	29.660	214,0	2:05.510	123,70	1.199	10:45:09.749

P8 7		DAVID JIMENEZ			BeOn - IGAXTEAM				
IDEAL LAP TIME : 2:03.779		BEST LAP TIME : 2:03.981			DIFFERENCE : 0.202				
LAP	SECTOR 1	SECTOR 2	SECTOR 3	SECTOR 4	SPEED TRAP	LAP TIME	KPH	DIFF	TIME OF DAY
1 -		27.629	37.736	29.854	180,0	2:12.789	116,92	8.808	10:18:08.271
2 -	31.895	27.690	37.583	29.724	214,0	2:06.892	122,36	2.911	10:20:15.163
3 -	31.516	27.582	37.823	29.728	215,2	2:06.649	122,59	2.668	10:22:21.812
4 -	31.385	27.492	37.421	30.390	214,0	2:06.688	122,55	2.707	10:24:28.500
5 -	31.452	27.449	37.745	29.859	214,0	2:06.505	122,73	2.524	10:26:35.005
6 -	31.031	27.444	37.774	29.643	214,0	2:05.892	123,33	1.911	10:28:40.897
7 -	31.356	27.331	37.475	29.676	212,9	2:05.838	123,38	1.857	10:30:46.735
8 -	31.175	27.294	37.461	29.593	212,9	2:05.523	123,69	1.542	10:32:52.258
9 -	31.154	27.252	37.132	29.418	212,9	2:04.956	124,25	0.975	10:34:57.214
10 -	30.989	27.216	37.086	29.522	212,9	2:04.813	124,40	0.832	10:37:02.027
11 -	31.276	27.068	36.924	29.420	211,7	2:04.688	124,52	0.707	10:39:06.715
12 -	30.733	27.191	36.945	29.333	210,6	2:04.202 (3)	125,01	0.221	10:41:10.917
13 -	30.790	27.052	36.845	29.331	212,9	2:04.018 (2)	125,19	0.037	10:43:14.935
14 -	30.870	27.117	36.687	29.307	212,9	2:03.981 (1)	125,23		10:45:18.916

P9 9		ELLIOT KASSIGIAN			BeOn -				
IDEAL LAP TIME : 2:03.617		BEST LAP TIME : 2:03.890			DIFFERENCE : 0.273				
LAP	SECTOR 1	SECTOR 2	SECTOR 3	SECTOR 4	SPEED TRAP	LAP TIME	KPH	DIFF	TIME OF DAY
1 -		27.940	37.814	30.096	184,1	2:13.890	115,96	10.000	10:18:09.372
2 -	31.751	27.631	37.888	29.807	212,9	2:07.077	122,18	3.187	10:20:16.449
3 -	31.539	27.601	37.550	29.712	212,9	2:06.402	122,83	2.512	10:22:22.851
4 -	31.338	27.207	37.413	29.900	212,9	2:05.858	123,36	1.968	10:24:28.709
5 -	31.779	27.413	38.013	29.833	210,6	2:07.038	122,22	3.148	10:26:35.747
6 -	31.476	27.229	37.398	29.776	212,9	2:05.879	123,34	1.989	10:28:41.626
7 -	31.213	27.248	37.676	29.779	212,9	2:05.916	123,31	2.026	10:30:47.542
8 -	31.418	27.224	37.399	29.613	211,7	2:05.654	123,56	1.764	10:32:53.196
9 -	31.366	27.113	37.070	29.503	211,7	2:05.052	124,16	1.162	10:34:58.248
10 -	30.887	27.065	37.176	29.484	211,7	2:04.612	124,60	0.722	10:37:02.860
11 -	31.017	27.128	37.180	29.432	214,0	2:04.757	124,45	0.867	10:39:07.617
12 -	30.761	27.069	37.161	29.378	211,7	2:04.369 (3)	124,84	0.479	10:41:11.986
13 -	30.751	27.025	36.927	29.187	212,9	2:03.890 (1)	125,32		10:43:15.876
14 -	30.826	26.992	36.687	29.706	214,0	2:04.211 (2)	125,00	0.321	10:45:20.087

ESBK - Campeonato de España de Superbikes

ESBK - BeOn Junior Cup

Carrera 2 - STATISTICS

Competitors Started	9
Planned Start	2024-10-27 @ 10:15:00.000
Actual Start	2024-10-27 @ 10:15:55.481
Finish Time	2024-10-27 @ 10:44:34.298
Track Length	4,313km
Total Laps	126
Total Distance Covered	543,438km

Session Fastest Lap History

NO	NAME	LAP TIME	TIME OF DAY	LAP	VEHICLE
18	PABLO OLIVARES	2:08.599	10:18:04.075	1	BeOn
18	PABLO OLIVARES	2:02.487	10:20:06.562	2	BeOn
67	CASEY JAMES O'GORMAN	2:02.368	10:20:06.868	2	BeOn
34	JACOBO HINOJOSA	2:02.264	10:30:21.700	7	BeOn
34	JACOBO HINOJOSA	2:01.954	10:32:23.654	8	BeOn
14	BEÑAT FERNANDEZ	2:01.856	10:34:25.950	9	BeOn
34	JACOBO HINOJOSA	2:01.773	10:38:29.602	11	BeOn
45	ALEX LONGARELA	2:01.757	10:38:37.016	11	BeOn
67	CASEY JAMES O'GORMAN	2:01.672	10:40:30.818	12	BeOn
14	BEÑAT FERNANDEZ	2:01.358	10:40:31.735	12	BeOn

Session Leader History

NO	NAME	FROM LAP	LAPS LED	DISTANCE	VEHICLE
18	PABLO OLIVARES	1	3	12,93 km	BeOn
67	CASEY JAMES O'GORMAN	4	10	43,13 km	BeOn
18	PABLO OLIVARES	14	1	4,31 km	BeOn

Flag History

TYPE	TIME OF DAY
GREEN	10:15:55.481
FINISH	10:44:34.298

Flag Statistics

TYPE	COUNT	TOTAL LAPS	TOTAL TIME
Green	1	14	0.000
Red	0	0	0.000
Safety Car	0	0	0.000
FCY	0	0	0.000