

# SUPERSPORT NG

## ESBK CIRCUITO DO ESTORIL II 30 AGOS

### CARRERA 2 (17 Vlt., 71,1 km.)

### Clasificación

Nº	Piloto	Nac	Equipo	Moto	Neum. Cl.	Vlts.	Tiempo Total	Dif.	Km/h	Mejor Vuelta	
										Vlt.	Tiempo Km/h
1	4 ERIC FERNANDEZ	ESP	TEAM SPEED RACING		Pirelli SS600NC	17	28:45.677	-	148.3	15	1:40.800 149.4
2	37 MAURO GONZALEZ	ESP	TEAM SPEED RACING		Pirelli SS600NC	17	28:46.003	+0.326	148.3	12	1:40.945 149.1
3	74 PIOTR BIESIEKIRSKI	POL			Pirelli SS600NC	17	28:46.118	+0.441	148.3	15	1:40.797 149.4
4	57 FRANCISCO JAVIER PALOMERA	ESP	CERBA PROMORACING TEAM	YAMAHA	Dunlop STCK60C	17	29:01.643	+15.966	147.0	2	1:41.574 148.2
5	73 JACOPO CRETARO	ITA	PS RACING TEAM		Pirelli STCK60C	17	29:01.735	+16.058	146.9	4	1:41.380 148.5
6	13 DINO IOZZO	RSA	IUM MOTORSPORTS	YAMAHA	Pirelli STCK60C	17	29:01.744	+16.067	146.9	3	1:41.393 148.5
7	19 JOAN DIAZ	ESP	PS RACING TEAM		Pirelli SS600NC	17	29:02.743	+17.066	146.9	10	1:41.541 148.3
8	47 TIBOR ERIK VARGA	HUN	ALMA RACING TEAM	YAMAHA	Pirelli STCK60C	17	29:03.554	+17.877	146.8	2	1:41.464 148.4
9	38 JUAN RODRIGUEZ	ESP	I+DENT RACING TEAM		Dunlop SS600NC	17	29:05.438	+19.761	146.6	11	1:41.682 148.1
10	55 GUILLERMO MARCEL MORENO	MEX		KAWASAKI	Pirelli SS600NC	17	29:10.489	+24.812	146.2	3	1:41.920 147.7
11	33 FILIP REHACEK	CZE	NEW2 PROJECT	YAMAHA	Pirelli SS600NC	17	29:18.015	+32.338	145.6	2	1:42.280 147.2
12	31 ALBERTO GARCIA	ESP	ADN VG RACING	YAMAHA	Pirelli STCK60C	17	29:25.724	+40.047	144.9	4	1:41.905 147.7
13	80 MOHAMMED BINLADIN	KSA	TEAM SPEED RACING	YAMAHA	Pirelli SS600NC	17	29:29.073	+43.396	144.7	2	1:43.090 146.0
14	22 DECLAN VAN ROSMALEN	AUS	IUM MOTORSPORTS	YAMAHA	Pirelli STCK60C	17	29:39.685	+54.008	143.8	15	1:43.399 145.6
15	67 GONÇALO CAPOTE DA SILVA	POR	EASYRACE TEAM	YAMAHA	Dunlop STCK60C	17	29:39.888	+54.211	143.8	2	1:43.703 145.2
16	7 DIEGO HERNANDO	ESP	ARCO SASH MOTOR UNIVERSITY TEAM	YAMAHA	STCK60C	17	30:00.512	+1:14.835	142.1	3	1:44.861 143.6
17	81 PAOLA RAMOS	ESP	SUPERHUGO 44 TEAM	YAMAHA	STCK60C	17	30:00.512	+1:14.835	142.1	15	1:44.870 143.6
18	98 CHANON INTA	THA		YAMAHA	Pirelli STCK60C	17	30:17.215	+1:31.538	140.8	2	1:44.721 143.8
19	60 ROSA ISAAC	POR	TEAM MOTO CLUBE DE LOULE	YAMAHA	Dunlop STCK60C	17	30:27.860	+1:42.183	140.0	2	1:46.094 141.9
20	58 JOSE LUIS ARMARIO	ESP	SUPERHUGO 44 TEAM	YAMAHA	Pirelli STCK60C	16	29:44.734	1 Vlt.	135.0	3	1:43.600 145.3
<b>Retirados</b>											
16	ALVARO FUERTES	ESP	PS RACING TEAM		Pirelli SS600NC	11	19:11.581			3	1:41.655 148.1
61	JAVIER DEL OLMO	ESP	KAWASAKI PALMETO PLRACING	KAWASAKI	STCK60C	7	13:05.920			4	1:42.912 146.3
88	SVIATOSLAV PYLYPENKO	UKR	ANDOTRANS TEAM TORRENTÓ	YAMAHA	SS600NC	5	11:18.193			4	1:47.164 140.5
10	LEUNGO KITLANO GAOREKWE	RSA	I+DENT RACING TEAM		Dunlop SS600NC	2	6:13.708				
32	RODRIGO VALENTE MARTINS	POR	ILUSION RACING	YAMAHA	Pirelli STCK60C						
<b>No salidos</b>											
20	MELVIN VAN DER VOORT	NLD	YAMAHA MS RACING	YAMAHA	SS600NC						

<b>Pole:</b>		ERIC FERNANDEZ		
<b>Vuelta rápida:</b>	Vlt. 15	PIOTR BIESIEKIRSKI	1:40.797	149.4 Km/h

Hora de publicación: 13:15

Estado de pista: **SECO**

<b>Diretor de Carrera:</b> João Pedro Lima		<b>Timekeeper:</b> Jorge Pinto	
---	--	-----------------------------------	--



# SUPERSPORT NG

## ESBK CIRCUITO DO ESTORIL II 30 AGOSTO Y 1 SEP.

### CARRERA 2

### Clasificación por Clase

Nº Piloto	Nac	Equipo	Moto	Tiempo	Vlt. Total	Dif.	Km/h	
<b>SS600NG</b>								
1	4	ERIC FERNANDEZ	ESP	TEAM SPEED RACING				
				1:40.800	15	17	149.4	
2	37	MAURO GONZALEZ	ESP	TEAM SPEED RACING				
				1:40.945	12	17	+0.326 +0.326 149.1	
3	74	PIOTR BIESIEKIRSKI	POL					
				1:40.797	15	17	+0.441 +0.115 149.4	
4	19	JOAN DIAZ	ESP	PS RACING TEAM				
				1:41.541	10	17	+17.066 +16.625 148.3	
5	38	JUAN RODRIGUEZ	ESP	I+DENT RACING TEAM				
				1:41.682	11	17	+19.761 +2.695 148.1	
6	55	GUILLERMO MARCEL MORENO	MEX					
				1:41.920	3	17	+24.812 +5.051 147.7	
7	33	FILIP REHACEK	CZE	NEW2 PROJECT				
				1:42.280	2	17	+32.338 +7.526 147.2	
8	80	MOHAMMED BINLADIN	KSA	TEAM SPEED RACING				
				1:43.090	2	17	+43.396 +11.058 146.0	
<b>Retirados</b>								
16	ALVARO FUERTES	ESP	PS RACING TEAM	1:41.655	3	11	148.1	
88	SVIATOSLAV PYLYPENKO	UKR	ANDOTRANS TEAM TORRENTÓ	YAMAHA	1:47.164	4	5	140.5
10	LEUNGO KITLANO GAOREKWE	RSA	I+DENT RACING TEAM			2		
<b>No salidos</b>								
20	MELVIN VAN DER VOORT	NLD	YAMAHA MS RACING	YAMAHA				
<b>STCK600</b>								
1	57	FRANCISCO JAVIER PALOMERA	ESP	CERBA PROMORACING TEAM	YAMAHA			
				1:41.574	2	17	148.2	
2	73	JACOPO CRETARO	ITA	PS RACING TEAM				
				1:41.380	4	17	+0.092 +0.092 148.5	
3	13	DINO IOZZO	RSA	IUM MOTORSPORTS	YAMAHA			
				1:41.393	3	17	+0.101 +0.009 148.5	
4	47	TIBOR ERIK VARGA	HUN	ALMA RACING TEAM	YAMAHA			
				1:41.464	2	17	+1.911 +1.810 148.4	
5	31	ALBERTO GARCIA	ESP	ADN VG RACING	YAMAHA			
				1:41.905	4	17	+24.081 +22.170 147.7	
6	22	DECLAN VAN ROSMALEN	AUS	IUM MOTORSPORTS	YAMAHA			
				1:43.399	15	17	+38.042 +13.961 145.6	
7	67	GONÇALO CAPOTE DA SILVA	POR	EASYRACE TEAM	YAMAHA			
				1:43.703	2	17	+38.245 +0.203 145.2	
8	7	DIEGO HERNANDO	ESP	ARCO SASH MOTOR UNIVERSITY TEAM	YAMAHA			
				1:44.861	3	17	+58.869 +20.624 143.6	
9	81	PAOLA RAMOS	ESP	SUPERHUGO 44 TEAM	YAMAHA			
				1:44.870	15	17	+58.869 143.6	
10	98	CHANON INTA	THA		YAMAHA			
				1:44.721	2	17	+1'15.572 +16.703 143.8	
11	60	ROSA ISAAC	POR	TEAM MOTO CLUBE DE LOULE	YAMAHA			
				1:46.094	2	17	+1'26.217 +10.645 141.9	
12	58	JOSE LUIS ARMARIO	ESP	SUPERHUGO 44 TEAM	YAMAHA			
				1:43.600	3	16	1 Laps 1 Laps 145.3	
<b>Retirados</b>								
61	JAVIER DEL OLMO	ESP	KAWASAKI PALMETO PLRACING	KAWASAKI	1:42.912	4	7	146.3
32	RODRIGO VALENTE MARTINS	POR	ILUSION RACING	YAMAHA				

Hora de publicación: .....

Estado de pista: **SECO**

Diretor de Carrera:

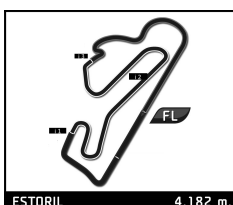
João Pedro Lima



Timekeeper

Jorge Pinto





## SUPERSPORT NG

ESBK CIRCUITO DO ESTORIL II 30 AGOSTO Y 1 SEP.

CARRERA 2 (17 Vlt., 71,1 km.)

REVISADA

Parrilla de salida

	<b>60 ISAAC. ROSA</b>  26	<b>81 RAMOS. PAOLA</b>  25	<b>9</b>
<b>98 INTA. CHANON</b>  24	<b>7 HERNANDO. DIEGO</b>  23	<b>88 PYLYPENKO. SVIATOS</b>  22	<b>8</b>
<b>22 VAN ROSMALEN. DECI</b>  21	<b>32 VALENTE MARTINS. RI</b>  20	<b>10 GAOREKWE. LEUNGO</b>  19	<b>7</b>
<b>58 ARMARIO. JOSE LUIS</b>  18	<b>67 CAPOTE DA SILVA. GC</b>  17	<b>61 DEL OLMO. JAVIER</b>  16	<b>6</b>
<b>20 VAN DER VOORT. MEL</b>  15	<b>31 GARCIA. ALBERTO</b>  14	<b>38 RODRIGUEZ. JUAN</b>  13	<b>5</b>
<b>33 REHACEK. FILIP</b>  12	<b>13 IOZZO. DINO</b>  11	<b>16 FUERTES. ALVARO</b>  10	<b>4</b>
<b>80 BINLADIN. MOHAMMEI</b>  9	<b>55 MORENO. GUILLERMO</b>  8	<b>57 PALOMERA. FRANCIS</b>  7	<b>3</b>
<b>47 VARGA. TIBOR ERIK</b>  6	<b>73 CRETARO. JACOPO</b>  5	<b>19 DIAZ. JOAN</b>  4	<b>2</b>
<b>74 BIESIEKIRSKI. PIOTR</b>  3	<b>37 GONZALEZ. MAURO</b>  2	<b>4 FERNANDEZ. ERIC</b>  1	<b>1</b>

↓  
Pole

10:50

Diretor de Carrera:

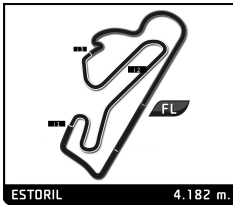
João Pedro Lima



Timekeeper

Jorge Pinto





# SUPERSPORT NG

## ESBK CIRCUITO DO ESTORIL II 30 AGOSTO Y 1 SEP.

### CARRERA 2

#### Vuelta a vuelta

— Vuelta invalidada    ■ Mejor Personal    ■ Mejor de la sesión    B Cruzando por el pit lane

Vlt.	Tiempo	Sector 1	Sector 2	Sector 3	Sector 4	T. Sesión	Vlt.	Tiempo	Sector 1	Sector 2	Sector 3	Sector 4	T. Sesión	
<b>4</b>	<b>ERIC FERNANDEZ</b>						ESP	10	1:41.895	<b>20.211</b>	25.728	23.708	32.248	17:06.748
	TEAM SPEED RACING							11	1:42.413	20.432	25.735	23.929	32.317	18:49.161
1	1:45.869	24.516	25.511	23.759	32.083	1:45.869	12	1:42.257	20.357	25.679	23.815	32.406	20:31.418	
2	1:41.151	20.169	<b>25.352</b>	23.561	32.069	3:27.020	13	1:41.988	20.435	25.710	23.647	32.196	22:13.406	
3	1:41.318	20.053	25.590	23.572	32.103	5:08.338	14	1:42.020	20.353	25.716	23.701	32.250	23:55.426	
4	1:40.821	20.055	25.376	23.464	31.926	6:49.159	15	1:42.015	20.368	25.684	23.696	32.267	25:37.441	
5	1:40.866	19.952	25.442	23.546	31.926	8:30.025	16	1:42.157	20.311	25.708	23.825	32.313	27:19.598	
6	1:40.949	19.916	25.374	23.595	32.064	10:10.974	17	1:42.146	20.599	25.552	23.843	32.152	29:01.744	
7	1:41.189	19.974	25.513	23.633	32.069	11:52.163	<b>16 ALVARO FUERTES</b>						ESP	
8	1:41.136	20.008	25.404	23.666	32.058	13:33.299	PS RACING TEAM							
9	1:41.805	20.065	25.514	23.652	32.574	15:15.104	1	1:47.184	25.269	25.739	23.944	32.232	1:47.184	
10	1:41.261	19.952	25.536	23.812	31.961	16:56.365	2	1:42.137	20.437	26.053	23.682	<b>31.965</b>	3:29.321	
11	1:41.912	20.811	25.415	23.748	31.938	18:38.277	3	<b>1:41.655</b>	<b>20.228</b>	25.669	<b>23.654</b>	32.104	5:10.976	
12	1:41.036	19.910	25.457	23.613	32.056	20:19.313	4	1:42.092	20.427	<b>25.651</b>	23.799	32.215	6:53.068	
13	1:41.182	20.013	25.511	23.630	32.028	22:00.495	5	1:43.034	20.905	25.825	23.893	32.411	8:36.102	
14	1:41.318	20.028	25.502	23.901	<b>31.887</b>	23:41.813	6	1:42.529	20.630	25.719	23.899	32.281	10:18.631	
15	<b>1:40.800</b>	19.869	25.409	23.426	32.096	25:22.613	7	1:42.632	20.590	25.787	23.923	32.332	12:01.263	
16	1:41.826	20.056	25.709	23.806	32.255	27:04.439	8	1:42.617	20.397	26.000	23.910	32.310	13:43.880	
17	1:41.238	<b>19.860</b>	25.502	<b>23.336</b>	32.540	28:45.677	9	1:42.657	20.552	26.000	23.889	32.216	15:26.537	
<b>7 DIEGO HERNANDO</b>							ESP	10	1:45.275	20.936	25.787	25.188	33.364	17:11.812
ARCO SASH MOTOR UNIVERSITY T							YAMAHA	11	1:59.769 <b>B</b>	21.675	27.854	25.782	44.458	19:11.581
1	1:53.210	27.603	27.323	24.821	33.463	1:53.210	<b>19 JOAN DIAZ</b>						ESP	
2	1:45.828	20.733	26.371	<b>24.518</b>	34.206	3:39.038	PS RACING TEAM							
3	<b>1:44.861</b>	20.803	<b>26.337</b>	24.588	33.133	5:23.899	1	1:47.921	25.542	25.898	23.904	32.577	1:47.921	
4	1:45.459	20.995	26.509	24.708	33.247	7:09.358	2	1:42.278	20.311	25.879	23.776	32.312	3:30.199	
5	1:46.100	20.788	26.543	24.778	33.991	8:55.458	3	1:41.633	20.272	25.449	23.693	32.219	5:11.832	
6	1:45.320	20.919	26.518	24.648	33.235	10:40.778	4	1:41.828	20.124	25.445	23.829	32.430	6:53.660	
7	1:45.327	<b>20.670</b>	26.418	24.735	33.504	12:26.105	5	1:42.752	20.575	25.920	23.898	32.359	8:36.412	
8	1:45.249	20.824	26.553	24.651	33.221	14:11.354	6	1:42.372	20.445	25.830	23.833	32.264	10:18.784	
9	1:45.577	20.797	26.511	24.788	33.481	15:56.931	7	1:42.876	20.539	25.908	23.860	32.569	12:01.660	
10	1:45.348	20.989	26.488	24.651	33.220	17:42.279	8	1:42.430	20.329	25.810	23.895	32.396	13:44.090	
11	1:45.323	20.866	26.516	24.720	33.221	19:27.602	9	1:42.010	20.424	25.536	23.761	32.289	15:26.100	
12	1:45.593	20.819	26.494	24.769	33.511	21:13.195	10	<b>1:41.541</b>	20.082	<b>25.428</b>	<b>23.670</b>	32.361	17:07.641	
13	1:45.626	20.781	26.481	24.952	33.412	22:58.821	11	1:42.130	20.237	25.634	23.888	32.371	18:49.771	
14	1:45.093	20.839	26.507	24.609	33.138	24:43.914	12	1:43.063	20.480	25.748	23.796	33.039	20:32.834	
15	1:45.145	20.763	26.486	24.604	33.292	26:29.059	13	1:41.896	20.211	25.459	24.012	<b>32.214</b>	22:14.730	
16	1:45.532	21.096	26.570	24.720	33.146	28:14.591	14	1:41.979	20.295	25.619	23.714	32.351	23:56.709	
17	1:45.921	21.120	26.773	24.923	<b>33.105</b>	30:00.512	15	1:42.135	20.089	25.517	24.103	32.426	25:38.844	
<b>10 LEUNGO KITLANO GAOREKWE</b>							RSA	16	1:41.796	<b>20.076</b>	25.637	23.820	32.263	27:20.640
I+DENT RACING TEAM								17	1:42.103	20.354	25.671	23.828	32.250	29:02.743
1	1:53.489	26.683	26.457	26.917	<b>33.432</b>	1:53.489	<b>22 DECLAN VAN ROSMALEN</b>						AUS	
2	4:20.219 <b>B</b>	<b>20.999</b>	<b>26.062</b>	<b>24.481</b>	3:08.677	6:13.708	IUM MOTORSPORTS						YAMAHA	
<b>13 DINO IOZZO</b>							RSA	1	1:54.989	26.806	26.178	29.139	32.866	1:54.989
IUM MOTORSPORTS							YAMAHA	2	1:43.953	20.693	25.975	24.220	33.065	3:38.942
1	1:47.573	24.867	25.892	24.134	32.680	1:47.573	3	1:43.993	20.628	26.041	24.293	33.031	5:22.935	
2	1:42.513	20.327	25.840	23.927	32.419	3:30.086	4	1:44.446	20.818	26.144	24.346	33.138	7:07.381	
3	<b>1:41.393</b>	20.215	25.529	<b>23.563</b>	<b>32.086</b>	5:11.479	5	1:44.325	20.746	26.169	24.304	33.106	8:51.706	
4	1:41.832	20.380	25.528	23.763	32.161	6:53.311	6	1:44.170	20.794	26.156	24.199	33.021	10:35.876	
5	1:42.777	20.788	25.930	23.927	32.132	8:36.088	7	1:44.087	20.711	26.155	24.198	33.023	12:19.963	
6	1:42.279	20.354	25.679	23.842	32.404	10:18.367	8	1:43.696	20.749	26.039	<b>24.014</b>	32.894	14:03.659	
7	1:42.277	20.641	<b>25.520</b>	23.946	32.170	12:00.644	9	1:44.123	20.648	26.117	24.219	33.139	15:47.782	
8	1:42.141	20.341	25.748	23.832	32.220	13:42.785	10	1:44.030	20.829	26.109	24.118	32.974	17:31.812	
9	1:42.068	20.270	25.772	23.749	32.277	15:24.853	11	1:44.247	20.850	26.092	24.191	33.114	19:16.059	
							12	1:44.349	20.884	26.040	24.274	33.151	21:00.408	



# SUPERSPORT NG

## ESBK CIRCUITO DO ESTORIL II 30 AGOSTO Y 1 SEP.

### CARRERA 2

Vuelta a vuelta

— Vuelta invalidada    ■ Mejor Personal    ■ Mejor de la sesión    B Cruzando por el pit lane

Vlt.	Tiempo	Sector 1	Sector 2	Sector 3	Sector 4	T. Sesión	Vlt.	Tiempo	Sector 1	Sector 2	Sector 3	Sector 4	T. Sesión
13	1:44.536	21.122	26.131	24.282	33.001	22:44.944	10	1:41.307	19.882	25.432	23.716	32.277	16:55.836
14	1:43.811	20.720	25.989	24.244	32.858	24:28.755	11	1:42.207	21.215	25.408	23.587	31.997	18:38.043
15	<b>1:43.399</b>	20.660	<b>25.954</b>	24.079	32.706	26:12.154	12	<b>1:40.945</b>	<b>19.870</b>	25.493	23.540	32.042	20:18.988
16	1:43.731	<b>20.499</b>	26.018	24.408	32.806	27:55.885	13	1:41.162	20.013	25.526	23.679	<b>31.944</b>	22:00.150
17	1:43.800	20.839	26.165	24.163	<b>32.633</b>	29:39.685	14	1:41.065	20.005	25.557	23.447	<b>32.056</b>	23:41.215
<b>31 ALBERTO GARCIA</b> ESP							15 1:41.264 19.939 25.482 23.528 32.315 25:22.479						
ADN VG RACING YAMAHA							16 1:41.907 20.105 25.658 23.744 32.400 27:04.386						
							17 1:41.617 20.284 25.418 23.428 32.487 28:46.003						

1	1:47.772	25.481	25.873	24.059	32.359	1:47.772
2	1:42.266	20.341	25.917	23.670	32.338	3:30.038
3	1:42.728	20.566	25.908	23.827	32.427	5:12.766
4	<b>1:41.905</b>	20.290	<b>25.863</b>	<b>23.643</b>	<b>32.109</b>	6:54.671
5	1:42.431	20.292	25.921	23.910	32.308	8:37.102
6	1:42.204	<b>20.186</b>	25.878	23.697	32.443	10:19.306
7	1:42.801	20.218	26.374	23.935	32.274	12:02.107
8	1:42.344	20.335	25.994	23.726	32.289	13:44.451
9	1:42.901	20.456	26.153	23.870	32.422	15:27.352
10	1:43.663	20.377	26.131	24.294	32.861	17:11.015
11	1:42.839	20.399	25.938	23.981	32.521	18:53.854
12	1:43.370	20.441	26.099	23.954	32.876	20:37.224
13	1:48.118	24.410	26.314	24.333	33.061	22:25.342
14	1:44.842	20.834	26.258	24.515	33.235	24:10.184
15	1:44.666	20.818	26.374	24.354	33.120	25:54.850
16	1:46.203	20.691	26.431	24.483	34.598	27:41.053
17	1:44.671	20.777	26.420	24.400	33.074	29:25.724

<b>33 FILIP REHACEK</b> CZE						
NEW2 PROJECT YAMAHA						
1	1:49.022	25.835	26.339	24.281	32.567	1:49.022
2	<b>1:42.280</b>	20.331	<b>25.679</b>	24.031	<b>32.239</b>	3:31.302
3	1:42.452	<b>20.093</b>	25.809	<b>23.943</b>	32.607	5:13.754
4	1:42.732	20.387	25.780	24.060	32.505	6:56.486
5	1:42.842	20.299	25.903	24.270	32.370	8:39.328
6	1:42.526	20.318	25.760	23.956	32.492	10:21.854
7	1:42.634	20.270	25.758	24.154	32.452	12:04.488
8	1:43.089	20.319	25.921	24.032	32.817	13:47.577
9	1:42.964	20.499	25.804	24.070	32.591	15:30.541
10	1:43.504	20.454	26.060	24.192	32.798	17:14.045
11	1:43.313	20.498	26.037	24.066	32.712	18:57.358
12	1:43.000	20.446	25.862	24.056	32.636	20:40.358
13	1:43.266	20.628	25.865	23.967	32.806	22:23.624
14	1:43.224	20.529	25.939	24.003	32.753	24:06.848
15	1:43.380	20.517	25.920	24.124	32.819	25:50.228
16	1:43.644	20.611	25.993	24.187	32.853	27:33.872
17	1:44.143	20.786	26.031	24.251	33.075	29:18.015

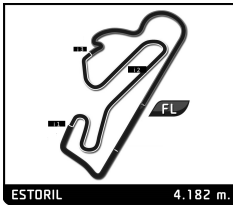
<b>37 MAURO GONZALEZ</b> ESP						
TEAM SPEED RACING						
1	1:45.082	23.542	25.587	23.791	32.162	1:45.082
2	1:40.996	20.080	25.385	23.511	32.020	3:26.078
3	1:41.050	20.079	<b>25.345</b>	23.573	32.053	5:07.128
4	1:41.060	19.984	25.468	23.619	31.989	6:48.188
5	1:41.206	20.009	25.424	23.577	32.196	8:29.394
6	1:41.383	19.921	25.488	23.720	32.254	10:10.777
7	1:41.267	19.960	25.516	23.582	32.209	11:52.044
8	1:41.068	19.968	25.458	<b>23.425</b>	32.217	13:33.112
9	1:41.417	20.038	25.582	23.668	32.129	15:14.529

<b>38 JUAN RODRIGUEZ</b> ESP						
I+DENT RACING TEAM						
1	1:48.530	26.015	25.994	24.087	32.434	1:48.530
2	1:43.067	21.490	<b>25.577</b>	23.816	32.184	3:31.597
3	1:42.313	20.368	25.720	23.813	32.412	5:13.910
4	1:42.728	20.378	25.785	24.050	32.515	6:56.638
5	1:42.214	20.357	25.898	23.845	32.114	8:38.852
6	1:42.220	20.356	25.720	23.905	32.239	10:21.072
7	1:42.134	20.324	25.654	23.923	32.233	12:03.206
8	1:41.871	20.362	25.648	23.815	32.046	13:45.077
9	1:41.712	20.291	25.618	<b>23.712</b>	32.091	15:26.789
10	1:41.738	20.344	25.643	23.752	31.999	17:08.527
11	<b>1:41.682</b>	<b>20.289</b>	25.636	23.790	<b>31.967</b>	18:50.209
12	1:42.326	20.348	25.665	23.831	32.482	20:32.535
13	1:42.487	20.323	25.685	24.187	32.292	22:15.022
14	1:42.192	20.387	25.739	23.897	32.169	23:57.214
15	1:42.405	20.429	25.689	23.868	32.419	25:39.619
16	1:42.524	20.310	25.873	23.928	32.413	27:22.143
17	1:43.295	20.706	25.938	23.971	32.680	29:05.438

<b>47 TIBOR ERIK VARGA</b> HUN						
ALMA RACING TEAM YAMAHA						
1	1:46.942	25.008	25.837	23.836	32.261	1:46.942
2	<b>1:41.464</b>	<b>20.043</b>	<b>25.435</b>	23.710	32.276	3:28.406
3	1:42.041	20.359	25.616	<b>23.647</b>	32.419	5:10.447
4	1:42.605	20.436	25.735	23.799	32.635	6:53.052
5	1:42.941	20.816	25.701	24.015	32.409	8:35.993
6	1:42.377	20.352	25.720	23.765	32.540	10:18.370
7	1:42.569	20.490	25.613	24.253	<b>32.213</b>	12:00.939
8	1:42.688	20.372	25.752	23.935	32.629	13:43.627
9	1:41.915	20.223	25.517	23.837	32.338	15:25.542
10	1:41.859	20.261	25.462	23.743	32.393	17:07.401
11	1:42.178	20.381	25.538	23.999	32.260	18:49.579
12	1:42.360	20.534	25.608	23.799	32.419	20:31.939
13	1:41.939	20.292	25.510	23.825	32.312	22:13.878
14	1:42.134	20.437	25.609	23.819	32.269	23:56.012
15	1:42.843	20.415	25.873	23.992	32.563	25:38.855
16	1:42.421	20.427	25.467	23.841	32.686	27:21.276
17	1:42.278	20.378	25.539	23.734	32.627	29:03.554

<b>55 GUILLERMO MARCEL MORENO</b> MEX						
KAWASAKI						
1	1:48.569	25.649	26.034	24.326	32.560	1:48.569
2	1:42.041	20.560	25.688	<b>23.721</b>	32.072	3:30.610
3	<b>1:41.920</b>	20.286	<b>25.592</b>	23.777	32.265	5:12.530
4	1:41.939	20.281	25.884	23.747	<b>32.027</b>	6:54.469
5	1:42.376	20.327	25.823	23.910	32.316	8:36.845
6	1:42.566	20.367	26.011	24.012	32.176	10:19.411





# SUPERSPORT NG

## ESBK CIRCUITO DO ESTORIL II 30 AGOSTO Y 1 SEP.

### CARRERA 2

Vuelta a vuelta

— Vuelta invalidada    ■ Mejor Personal    ■ Mejor de la sesión    B Cruzando por el pit lane

Vlt.	Tiempo	Sector 1	Sector 2	Sector 3	Sector 4	T. Sesión	Vlt.	Tiempo	Sector 1	Sector 2	Sector 3	Sector 4	T. Sesión
7	1:42.828	20.316	26.233	24.193	32.086	12:02.239	5	1:47.137	21.271	26.931	24.811	34.124	9:01.285
8	1:41.996	<b>20.066</b>	25.770	23.944	32.216	13:44.235	6	1:46.930	21.281	27.004	24.817	33.828	10:48.215
9	1:42.721	20.458	25.893	24.047	32.323	15:26.956	7	1:46.431	21.170	26.934	24.764	33.563	12:34.646
10	1:42.778	20.654	25.907	24.000	32.217	17:09.734	8	1:47.186	21.302	27.050	24.888	33.946	14:21.832
11	1:42.514	20.338	25.795	23.990	32.391	18:52.248	9	1:46.947	21.218	27.059	24.735	33.935	16:08.779
12	1:42.755	20.288	26.085	24.037	32.345	20:35.003	10	1:47.341	21.392	27.184	24.922	33.843	17:56.120
13	1:42.900	20.438	25.900	24.055	32.507	22:17.903	11	1:47.617	21.398	27.178	24.976	34.065	19:43.737
14	1:43.053	20.307	25.968	24.060	32.718	24:00.956	12	1:47.445	21.567	27.050	24.980	33.848	21:31.182
15	1:42.884	20.393	25.934	24.038	32.519	25:43.840	13	1:47.471	21.461	27.197	24.820	33.993	23:18.653
16	1:43.202	20.436	26.163	24.049	32.554	27:27.042	14	1:47.653	21.539	27.254	24.851	34.009	25:06.306
17	1:43.447	20.403	26.159	24.250	32.635	29:10.489	15	1:47.094	21.397	27.019	24.790	33.888	26:53.400
							16	1:47.393	21.250	27.332	25.026	33.785	28:40.793
							17	1:47.067	21.186	27.124	24.871	33.886	30:27.860

**57 FRANCISCO JAVIER PALOMERA** ESP  
CERBA PROMORACING TEAM YAMAHA

1	1:46.885	24.627	25.941	23.946	32.371	1:46.885
2	<b>1:41.574</b>	20.240	<b>25.556</b>	<b>23.667</b>	<b>32.111</b>	3:28.459
3	1:42.006	20.451	25.640	23.752	32.163	5:10.465
4	1:42.633	20.324	25.818	23.970	32.521	6:53.098
5	1:42.811	20.591	25.748	23.974	32.498	8:35.909
6	1:42.604	20.678	25.733	23.859	32.334	10:18.513
7	1:42.128	20.183	25.733	23.812	32.400	12:00.641
8	1:42.521	20.533	25.793	23.865	32.330	13:43.162
9	1:42.063	20.259	25.606	23.884	32.314	15:25.225
10	1:42.221	20.367	25.663	23.859	32.332	17:07.446
11	1:41.963	20.175	25.697	23.837	32.254	18:49.409
12	1:42.141	20.391	25.665	23.817	32.268	20:31.550
13	1:42.370	20.461	25.710	23.980	32.219	22:13.920
14	1:41.710	20.189	25.681	23.726	32.114	23:55.630
15	1:41.901	20.335	25.659	23.761	32.146	25:37.531
16	1:42.122	20.461	25.711	23.831	32.119	27:19.653
17	1:41.990	<b>20.108</b>	25.680	23.904	32.298	29:01.643

**58 JOSE LUIS ARMARIO** ESP  
SUPERHUGO 44 TEAM YAMAHA

1	1:50.887	26.745	26.727	24.463	32.952	1:50.887
2	1:43.692	20.716	26.145	24.116	32.715	3:34.579
3	<b>1:43.600</b>	<b>20.537</b>	<b>26.034</b>	<b>23.920</b>	33.109	5:18.179
4	1:43.728	20.836	26.151	24.044	<b>32.697</b>	7:01.907
5	1:44.253	20.682	26.330	24.267	32.974	8:46.160
6	1:44.097	20.771	26.247	24.294	32.785	10:30.257
7	1:44.344	20.686	26.226	24.307	33.125	12:14.601
8	1:44.538	20.882	26.271	24.310	33.075	13:59.139
9	2:05.523 B	21.133	30.594	27.298	46.498	16:04.662
10	3:08.524	1:40.325	27.283	24.738	36.178	19:13.186
11	1:45.465	21.226	26.433	24.381	33.425	20:58.651
12	1:45.011	20.864	26.404	24.458	33.285	22:43.662
13	1:45.637	20.898	26.740	24.872	33.127	24:29.299
14	1:44.917	20.880	26.295	24.339	33.403	26:14.216
15	1:45.038	20.999	26.518	24.276	33.245	27:59.254
16	1:45.480	20.972	26.626	24.436	33.446	29:44.734

**60 ROSA ISAAC** POR  
TEAM MOTO CLUBE DE LOULE YAMAHA

1	1:54.460	27.603	28.219	25.179	<b>33.459</b>	1:54.460
2	<b>1:46.094</b>	<b>21.147</b>	<b>26.821</b>	<b>24.666</b>	33.460	3:40.554
3	1:46.499	21.213	26.892	24.799	33.595	5:27.053
4	1:47.095	21.402	27.024	24.982	33.687	7:14.148

**61 JAVIER DEL OLMO** ESP  
KAWASAKI PALMETO PLRACING KAWASAKI

1	2:33.593	26.568	26.317	1:07.432	33.276	2:33.593
2	1:44.086	20.965	26.104	24.155	32.862	4:17.679
3	1:43.384	20.493	26.244	24.117	<b>32.530</b>	6:01.063
4	<b>1:42.912</b>	20.455	26.000	<b>23.915</b>	32.542	7:43.975
5	1:43.198	<b>20.371</b>	<b>25.867</b>	24.323	32.637	9:27.173
6	1:43.301	20.423	25.909	24.290	32.679	11:10.474
7	1:55.446 B	20.654	26.609	24.272	43.911	13:05.920

**67 GONÇALO CAPOTE DA SILVA** POR  
EASYPACE TEAM YAMAHA

1	1:49.872	26.362	26.408	24.411	32.691	1:49.872
2	<b>1:43.703</b>	20.684	<b>26.048</b>	24.249	32.722	3:33.575
3	1:43.955	20.592	26.184	<b>24.155</b>	33.024	5:17.530
4	1:44.301	20.723	26.369	24.321	32.888	7:01.831
5	1:44.260	20.652	26.320	24.285	33.003	8:46.091
6	1:44.088	20.684	26.295	24.237	32.872	10:30.179
7	1:44.313	20.638	26.202	24.346	33.127	12:14.492
8	1:44.473	20.598	26.464	24.285	33.126	13:58.965
9	1:44.416	20.635	26.374	24.351	33.056	15:43.381
10	1:44.363	<b>20.528</b>	26.387	24.452	32.996	17:27.744
11	1:44.511	20.617	26.431	24.371	33.092	19:12.255
12	1:44.590	20.606	26.398	24.324	33.262	20:56.845
13	1:45.119	20.779	26.327	24.708	33.305	22:41.964
14	1:44.650	20.798	26.404	24.416	33.032	24:26.614
15	1:44.893	20.789	26.371	24.431	33.302	26:11.507
16	1:44.349	20.598	26.512	24.272	32.967	27:55.856
17	1:44.032	20.621	26.332	24.550	<b>32.529</b>	29:39.888

**73 JACOPO CRETARO** ITA  
PS RACING TEAM

1	1:47.693	25.221	26.070	23.966	32.436	1:47.693
2	1:42.771	20.348	26.312	23.707	32.404	3:30.464
3	1:42.203	20.558	25.777	23.598	32.270	5:12.667
4	<b>1:41.380</b>	20.221	25.695	<b>23.407</b>	<b>32.057</b>	6:54.047
5	1:42.629	20.457	26.249	23.812	32.111	8:36.676
6	1:42.443	20.338	25.972	23.642	32.491	10:19.119
7	1:42.315	20.333	26.293	23.453	32.236	12:01.434
8	1:41.868	20.346	25.647	23.623	32.252	13:43.302
9	1:41.897	20.282	25.701	23.682	32.232	15:25.199
10	1:41.897	20.212	25.652	23.731	32.302	17:07.096
11	1:42.248	20.295	25.714	23.875	32.364	18:49.344



# SUPERSPORT NG

## ESBK CIRCUITO DO ESTORIL II 30 AGOSTO Y 1 SEP.

### CARRERA 2

Vuelta a vuelta

— Vuelta invalidada ■ Mejor Personal ■ Mejor de la sesión B Cruzando por el pit lane

Vlt.	Tiempo	Sector 1	Sector 2	Sector 3	Sector 4	T. Sesión	Vlt.	Tiempo	Sector 1	Sector 2	Sector 3	Sector 4	T. Sesión
12	1:42.843	20.583	25.790	23.921	32.549	20:32.187	9	1:44.941	<b>20.819</b>	26.427	24.690	33.005	15:57.014
13	1:41.999	<b>20.152</b>	25.717	23.872	32.258	22:14.186	10	1:45.339	21.176	26.456	24.720	32.987	17:42.353
14	1:41.935	20.226	25.713	23.798	32.198	23:56.121	11	1:45.547	21.616	26.380	24.689	32.862	19:27.900
15	1:41.805	20.400	25.639	23.685	32.081	25:37.926	12	1:45.778	21.038	26.466	24.937	33.337	21:13.678
16	1:41.846	20.192	25.695	23.823	32.136	27:19.772	13	1:45.372	21.005	26.495	24.854	33.018	22:59.050
17	1:41.963	20.179	<b>25.632</b>	23.860	32.292	29:01.735	14	1:45.273	21.123	26.510	<b>24.633</b>	33.007	24:44.323
							15	<b>1:44.870</b>	20.840	26.421	24.783	32.826	26:29.193
							16	1:45.430	21.412	26.518	24.852	<b>32.648</b>	28:14.623
							17	1:45.889	21.021	26.829	25.222	32.817	30:00.512

**74** PIOTR BIESIEKIRSKI POL

1	1:45.625	24.212	25.590	23.639	32.184	1:45.625
2	1:41.476	20.307	25.503	23.706	31.960	3:27.101
3	1:41.470	20.345	25.416	23.574	32.135	5:08.571
4	1:41.035	20.222	25.413	23.515	31.885	6:49.606
5	1:41.160	20.216	25.562	23.445	31.937	8:30.766
6	1:40.979	20.105	25.407	23.417	32.050	10:11.745
7	1:40.935	<b>19.894</b>	25.507	23.523	32.011	11:52.680
8	1:40.918	20.193	25.435	23.430	31.860	13:33.598
9	1:41.178	20.153	25.490	23.421	32.114	15:14.776
10	1:41.280	20.101	25.567	23.566	32.046	16:56.056
11	1:41.432	20.219	25.629	23.517	32.067	18:37.488
12	1:41.262	20.097	25.599	23.423	32.143	20:18.750
13	1:41.375	20.154	25.562	23.495	32.164	22:00.125
14	1:41.753	20.339	25.524	24.089	31.801	23:41.878
15	<b>1:40.797</b>	20.219	<b>25.406</b>	23.447	<b>31.725</b>	25:22.675
16	1:41.764	20.211	25.687	23.662	32.204	27:04.439
17	1:41.679	20.422	25.462	<b>23.314</b>	32.481	28:46.118

**80** MOHAMMED BINLADIN KSA  
TEAM SPEED RACING YAMAHA

1	1:49.448	26.221	26.061	24.542	32.624	1:49.448
2	<b>1:43.090</b>	20.941	<b>25.639</b>	<b>24.092</b>	<b>32.418</b>	3:32.538
3	1:43.107	20.567	25.824	24.121	32.595	5:15.645
4	1:43.405	20.528	25.868	24.307	32.702	6:59.050
5	1:43.358	20.571	25.840	24.378	32.569	8:42.408
6	1:43.238	20.711	25.778	24.244	32.505	10:25.646
7	1:43.316	20.599	25.835	24.266	32.616	12:08.962
8	1:43.564	20.619	25.938	24.292	32.715	13:52.526
9	1:44.011	20.686	25.979	24.615	32.731	15:36.537
10	1:43.961	20.691	25.960	24.514	32.796	17:20.498
11	1:43.853	20.509	26.109	24.631	32.604	19:04.351
12	1:43.778	20.516	25.967	24.378	32.917	20:48.129
13	1:44.553	20.959	26.162	24.486	32.946	22:32.682
14	1:44.447	20.778	26.144	24.622	32.903	24:17.129
15	1:44.265	20.822	26.073	24.565	32.805	26:01.394
16	1:43.872	20.772	25.958	24.527	32.615	27:45.266
17	1:43.807	<b>20.505</b>	26.251	24.388	32.663	29:29.073

**81** PAOLA RAMOS ESP  
SUPERHUGO 44 TEAM YAMAHA

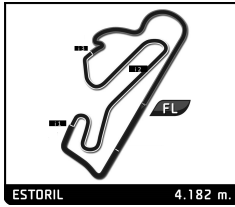
1	1:53.691	27.808	27.351	25.480	33.052	1:53.691
2	1:45.840	21.130	26.456	24.975	33.279	3:39.531
3	1:45.447	20.983	26.412	24.843	33.209	5:24.978
4	1:45.873	21.129	26.655	24.819	33.270	7:10.851
5	1:45.333	21.005	26.518	24.767	33.043	8:56.184
6	1:45.352	20.973	26.465	24.825	33.089	10:41.536
7	1:45.143	20.958	<b>26.348</b>	24.680	33.157	12:26.679
8	1:45.394	21.046	26.404	24.872	33.072	14:12.073

**88** SVIATOSLAV PYLYPENKO UKR  
ANDOTRANS TEAM TORRENTÓ YAMAHA

1	2:48.390 B	27.187	1:05.533	27.509	48.161	2:48.390
2	2:56.842	1:28.838	27.747	25.466	34.791	5:45.232
3	1:47.807	21.649	27.098	25.036	34.024	7:33.039
4	<b>1:47.164</b>	21.040	26.801	25.404	<b>33.919</b>	9:20.203
5	1:57.990 B	<b>21.019</b>	<b>26.638</b>	<b>24.841</b>	45.492	11:18.193

**98** CHANON INTA THA  
YAMAHA

1	1:52.270	27.316	27.150	24.565	33.239	1:52.270
2	<b>1:44.721</b>	<b>20.779</b>	<b>26.369</b>	<b>24.399</b>	<b>33.174</b>	3:36.991
3	1:46.051	20.990	26.653	24.689	33.719	5:23.042
4	1:45.889	21.213	26.597	24.549	33.530	7:08.931
5	1:46.487	20.995	26.712	24.751	34.029	8:55.418
6	1:46.140	21.248	26.777	24.712	33.403	10:41.558
7	1:46.266	21.215	26.666	24.734	33.651	12:27.824
8	1:46.400	21.031	26.871	24.740	33.758	14:14.224
9	1:46.646	21.040	26.886	24.736	33.984	16:00.870
10	1:46.390	21.054	26.888	24.679	33.769	17:47.260
11	1:46.965	21.211	26.930	24.880	33.944	19:34.225
12	1:47.069	21.197	27.068	24.768	34.036	21:21.294
13	1:47.525	21.339	27.186	24.997	34.003	23:08.819
14	1:47.075	21.208	27.083	24.744	34.040	24:55.894
15	1:47.132	21.189	27.065	24.840	34.038	26:43.026
16	1:46.777	21.162	26.985	24.766	33.864	28:29.803
17	1:47.412	21.264	27.073	25.067	34.008	30:17.215



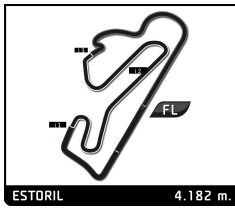
## SUPERSPORT NG

### ESBK CIRCUITO DO ESTORIL II 30 AGOSTO Y 1 SEP. CARRERA 2

#### Mejores tiempos de sector

Sector 1			Sector 2		Sector 3		Sector 4		Vuelta		Mejor	
Pos	Nº Piloto	Tiempo	Nº Piloto	Tiempo	Nº Piloto	Tiempo	Nº Piloto	Tiempo	Pos	Nº	Ideal	Vuelta
1	4 E.FERNANDEZ	19.860	37 M.GONZALEZ	25.345	74 P.BIESIEKIRSKI	23.314	74 P.BIESIEKIRSKI	31.725	1	74	1:40.339	1:40.797 (1)
2	37 M.GONZALEZ	19.870	4 E.FERNANDEZ	25.352	4 E.FERNANDEZ	23.336	4 E.FERNANDEZ	31.887	2	4	1:40.435	1:40.800 (2)
3	74 P.BIESIEKIRSKI	19.894	74 P.BIESIEKIRSKI	25.406	73 J.CRETARO	23.407	37 M.GONZALEZ	31.944	3	37	1:40.584	1:40.945 (3)
4	47 T.VARGA	20.043	19 J.DIAZ	25.428	37 M.GONZALEZ	23.425	16 A.FUERTES	31.965	4	73	1:41.248	1:41.380 (4)
5	55 G.MORENO	20.066	47 T.VARGA	25.435	13 D.IOZZO	23.563	38 J.RODRIGUEZ	31.967	5	47	1:41.338	1:41.464 (6)
6	19 J.DIAZ	20.076	13 D.IOZZO	25.520	31 A.GARCIA	23.643	55 G.MORENO	32.027	6	13	1:41.380	1:41.393 (5)
7	33 F.REHACEK	20.093	57 F.PALOMERA	25.556	47 T.VARGA	23.647	73 J.CRETARO	32.057	7	19	1:41.388	1:41.541 (7)
8	57 F.PALOMERA	20.108	38 J.RODRIGUEZ	25.577	16 A.FUERTES	23.654	13 D.IOZZO	32.086	8	55	1:41.406	1:41.920 (12)
9	73 J.CRETARO	20.152	55 G.MORENO	25.592	57 F.PALOMERA	23.667	31 A.GARCIA	32.109	9	57	1:41.442	1:41.574 (8)
10	31 A.GARCIA	20.186	73 J.CRETARO	25.632	19 J.DIAZ	23.670	57 F.PALOMERA	32.111	10	16	1:41.498	1:41.655 (9)
11	13 D.IOZZO	20.211	80 M.BINLADIN	25.639	38 J.RODRIGUEZ	23.712	47 T.VARGA	32.213	11	38	1:41.545	1:41.682 (10)
12	16 A.FUERTES	20.228	16 A.FUERTES	25.651	55 G.MORENO	23.721	19 J.DIAZ	32.214	12	31	1:41.801	1:41.905 (11)
13	38 J.RODRIGUEZ	20.289	33 F.REHACEK	25.679	61 J.DEL OLMO	23.915	33 F.REHACEK	32.239	13	33	1:41.954	1:42.280 (13)
14	61 J.DEL OLMO	20.371	31 A.GARCIA	25.863	58 J.ARMARIO	23.920	80 M.BINLADIN	32.418	14	80	1:42.654	1:43.090 (15)
15	22 D.VAN ROSMALEN	20.499	61 J.DEL OLMO	25.867	33 F.REHACEK	23.943	67 G.CAPOTE DA SILVA	32.529	15	61	1:42.683	1:42.912 (14)
16	80 M.BINLADIN	20.505	22 D.VAN ROSMALEN	25.954	22 D.VAN ROSMALEN	24.014	61 J.DEL OLMO	32.530	16	22	1:43.100	1:43.399 (16)
17	67 G.CAPOTE DA SILVA	20.528	58 J.ARMARIO	26.034	80 M.BINLADIN	24.092	22 D.VAN ROSMALEN	32.633	17	58	1:43.188	1:43.600 (17)
18	58 J.ARMARIO	20.537	67 G.CAPOTE DA SILVA	26.048	67 G.CAPOTE DA SILVA	24.155	81 P.RAMOS	32.648	18	67	1:43.260	1:43.703 (18)
19	7 D.HERNANDO	20.670	10 L.GAOREKWE	26.062	98 C.INTA	24.399	58 J.ARMARIO	32.697	19	81	1:44.448	1:44.870 (21)
20	98 C.INTA	20.779	7 D.HERNANDO	26.337	10 L.GAOREKWE	24.481	7 D.HERNANDO	33.105	20	7	1:44.630	1:44.861 (20)
21	81 P.RAMOS	20.819	81 P.RAMOS	26.348	7 D.HERNANDO	24.518	98 C.INTA	33.174	21	98	1:44.721	1:44.721 (19)
22	10 L.GAOREKWE	20.999	98 C.INTA	26.369	81 P.RAMOS	24.633	10 L.GAOREKWE	33.432	22	10	1:44.974	
23	88 S.PYLYPENKO	21.019	88 S.PYLYPENKO	26.638	60 R.ISAAC	24.666	60 R.ISAAC	33.459	23	60	1:46.093	1:46.094 (22)
24	60 R.ISAAC	21.147	60 R.ISAAC	26.821	88 S.PYLYPENKO	24.841	88 S.PYLYPENKO	33.919	24	88	1:46.417	1:47.164 (23)

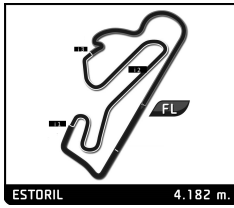




**SUPERSPORT NG**  
ESBK CIRCUITO DO ESTORIL II 30 AGOSTO Y 1 SEP.  
CARRERA 2

Planing

Nº	Pos	Parrilla	Vit.																
			1	2	3	4	5	6	7	8	9	10	11	12	13	14	15	16	17
4	1	4	37	37	37	37	37	37	37	37	37	37	74	74	74	37	37	37	4
37	2	37	74	4	4	4	4	4	4	4	4	74	74	37	37	4	4	74	37
74	3	74	4	74	74	74	74	74	74	74	4	4	4	4	4	74	74	4	74
19	4	19	57	47	47	47	57	13	57	13	13	13	13	13	13	13	13	13	57
73	5	73	47	57	57	16	47	47	13	57	73	73	73	57	47	57	57	57	73
47	6	47	16	16	16	57	13	57	47	73	57	47	57	47	57	47	73	73	13
57	7	57	13	31	13	13	16	16	16	47	47	57	47	73	73	73	19	19	19
55	8	55	73	13	19	19	19	19	73	16	19	19	19	38	19	19	47	47	47
80	9	80	31	19	55	73	73	73	19	19	16	38	38	19	38	38	38	38	38
16	10	16	19	73	73	55	55	31	31	55	38	55	55	55	55	55	55	55	55
13	11	13	38	55	31	31	31	55	55	31	55	31	31	31	33	33	33	33	33
33	12	33	55	33	33	33	38	38	38	38	31	16	33	33	31	31	31	31	31
38	13	38	33	38	38	38	33	33	33	33	33	33	80	80	80	80	80	80	80
31	14	31	80	80	80	80	80	80	80	80	80	80	16	67	67	67	67	67	22
20	15	20	67	67	67	67	67	67	67	67	67	67	67	22	22	22	22	22	67
61	16	61	58	58	58	58	58	58	58	58	22	22	22	7	7	7	7	7	81
67	17	67	98	98	22	22	22	22	22	22	7	7	7	81	81	81	81	81	7
58	18	58	7	22	98	98	98	7	7	7	81	81	81	98	98	98	98	98	98
10	19	10	10	7	7	7	7	81	81	81	98	98	98	60	60	60	60	60	60
32	20	32	81	81	81	81	81	98	98	98	58	60	60	58	58	58	58	58	58
22	21	22	60	60	60	60	60	60	60	60	60	58	58	58	58	58	58	58	58
88	22	88	22	61	61	61	61	61	61	61	61	61	61	61	61	61	61	61	61
7	23	7	61	88	88	88	88	88	88	88	88	88	88	88	88	88	88	88	88
98	24	98	88	10	10	10	10	10	10	10	10	10	10	10	10	10	10	10	10
81	25	81	81	81	81	81	81	81	81	81	81	81	81	81	81	81	81	81	81
60	26	60	60	60	60	60	60	60	60	60	60	60	60	60	60	60	60	60	60

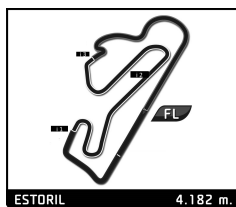


## SUPERSPORT NG

ESBK CIRCUITO DO ESTORIL II 30 AGOSTO Y 1 SEP.  
Después de CARRERA 2

Velocidad máxima del evento

Nº Piloto	Equipo	Moto	Clase	V.Max	Vit.	Sesión
16 ALVARO FUERTES	PS RACING TEAM		SS600NG	286.9	5	CARRERA 1
4 ERIC FERNANDEZ	TEAM SPEED RACING		SS600NG	286.9	9	ENTRENAMIENTOS LI
80 MOHAMMED BINLADIN	TEAM SPEED RACING	YAMAHA	SS600NG	286.9	2	CARRERA 1
37 MAURO GONZALEZ	TEAM SPEED RACING		SS600NG	286.1	12	CARRERA 1
19 JOAN DIAZ	PS RACING TEAM		SS600NG	285.4	5	CARRERA 1
55 GUILLERMO MARCEL MORENO		KAWASAKI	SS600NG	285.4	3	CARRERA 2
43 HARRY KHOURI	ANDOTRANS TEAM TORRENTO	YAMAHA	SS600NG	284.7	5	ENTRENAMIENTO CRC
74 PIOTR BIESIEKIRSKI			SS600NG	284.7	2	CARRERA 1
13 DINO IOZZO	IUM MOTORSPORTS	YAMAHA	STCK600	281.7	2	ENTRENAMIENTO CRC
38 JUAN RODRIGUEZ	I+DENT RACING TEAM		SS600NG	281.7	14	CARRERA 2
57 FRANCISCO JAVIER PALOMERA	CERBA PROMORACING TEAM	YAMAHA	STCK600	281.7	3	CARRERA 1
10 LEUNGO KITLANO GAOREKWE	I+DENT RACING TEAM		SS600NG	281.0	5	ENTRENAMIENTOS LI
33 FILIP REHACEK	NEW2 PROJECT	YAMAHA	SS600NG	281.0	2	CARRERA 1
47 TIBOR ERIK VARGA	ALMA RACING TEAM	YAMAHA	STCK600	280.3	3	CARRERA 1
31 ALBERTO GARCIA	ADN VG RACING	YAMAHA	STCK600	279.6	5	CARRERA 1
32 RODRIGO VALENTE MARTINS	ILUSION RACING	YAMAHA	STCK600	279.6	3	CARRERA 1
67 GONÇALO CAPOTE DA SILVA	EASYRACE TEAM	YAMAHA	STCK600	278.9	5	CARRERA 1
81 PAOLA RAMOS	SUPERHUGO 44 TEAM	YAMAHA	STCK600	278.2	2	CARRERA 1
73 JACOPO CRETARO	PS RACING TEAM		STCK600	277.5	5	CARRERA 1
61 JAVIER DEL OLMO	KAWASAKI PALMETO PLRACING	KAWASAKI	STCK600	276.8	2	CARRERA 1
20 MELVIN VAN DER VOORT	YAMAHA MS RACING	YAMAHA	SS600NG	275.4	6	ENTRENAMIENTO CRC
58 JOSE LUIS ARMARIO	SUPERHUGO 44 TEAM	YAMAHA	STCK600	275.4	2	CARRERA 1
88 SVIATOSLAV PLYPENKO	ANDOTRANS TEAM TORRENTÓ	YAMAHA	SS600NG	275.4	11	CARRERA 1
91 TAIYO AKSU	ARCO SASH MOTOR UNIVERSITY TEAM	YAMAHA	STCK600	274.7	5	ENTRENAMIENTOS LI
22 DECLAN VAN ROSMALEN	IUM MOTORSPORTS	YAMAHA	STCK600	274.0	2	CARRERA 1
7 DIEGO HERNANDO	ARCO SASH MOTOR UNIVERSITY TEAM	YAMAHA	STCK600	272.0	5	ENTRENAMIENTOS LI
98 CHANON INTA		YAMAHA	STCK600	268.7	8	ENTRENAMIENTOS LI
60 ROSA ISAAC	TEAM MOTO CLUBE DE LOULE	YAMAHA	STCK600	268.0	2	CARRERA 1



## SUPERSPORT NG

### ESBK CIRCUITO DO ESTORIL II 30 AGOSTO Y 1 SEP. CARRERA 2

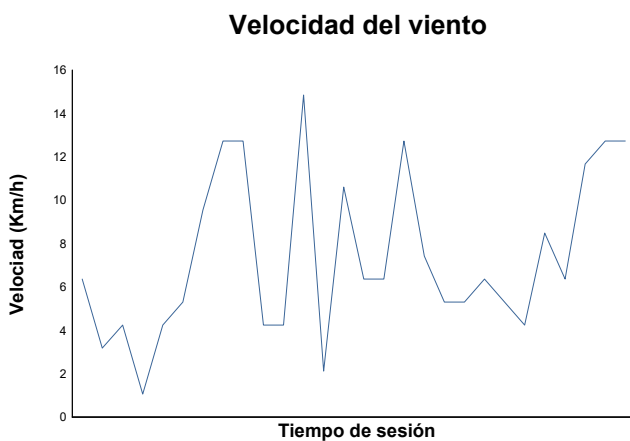
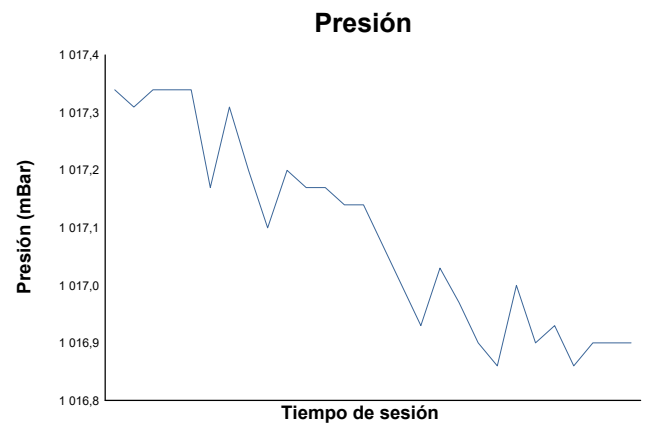
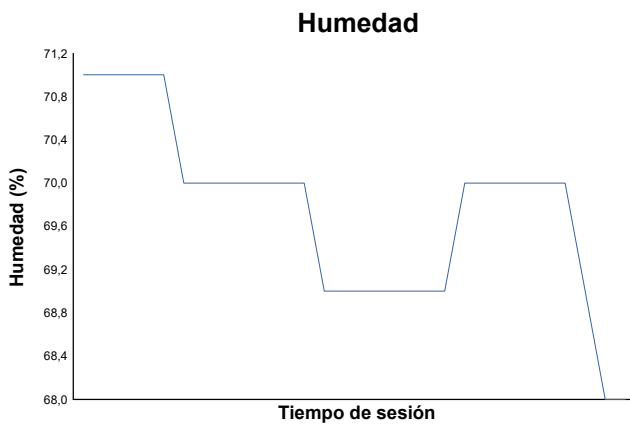
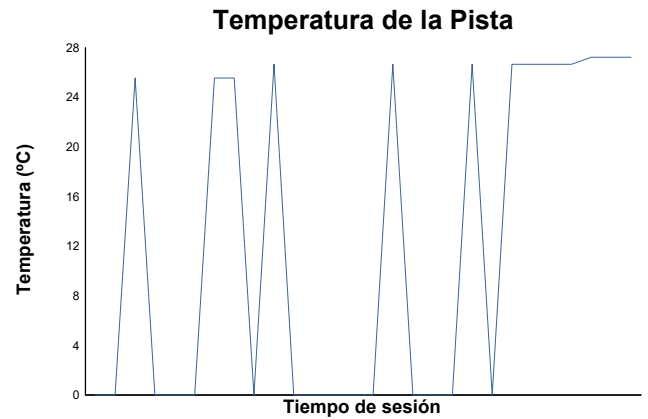
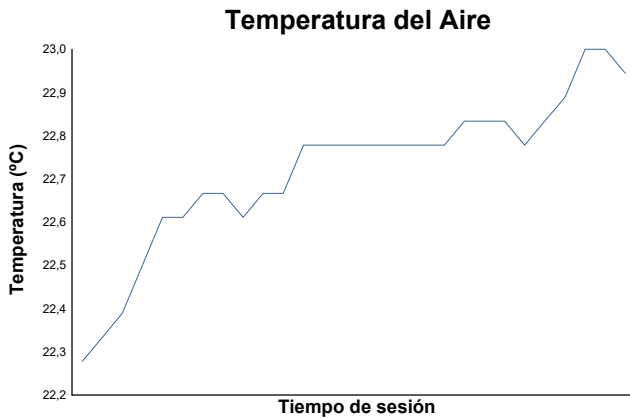
#### Mejores velocidades máximas

Nº Piloto	Equipo	Clase	V.Max 1		V.Max 2		V.Max 3		V.Max 4		V.Max 5		Pro
			Km/h	Vlt.	Km/h	Vlt.	Km/h	Vlt.	Km/h	Vlt.	Km/h	Vlt.	
55	GUILLERMO MARCEL MOF	SS600NG	285.4	3	282.5	6	281.7	8	281.7	7	281.0	10	282,5
4	ERIC FERNANDEZ	TEAM SPEED RACING	283.9	16	282.5	12	280.3	11	280.3	10	280.3	9	281,5
19	JOAN DIAZ	PS RACING TEAM	283.9	12	283.2	5	283.2	3	283.2	2	282.5	7	283,2
16	ALVARO FUERTES	PS RACING TEAM	283.2	7	281.0	9	278.9	2	278.2	8	278.2	4	279,9
38	JUAN RODRIGUEZ	I+DENT RACING TEAM	281.7	14	281.0	12	281.0	10	281.0	5	280.3	9	281,0
33	FILIP REHACEK	NEW2 PROJECT	280.3	3	278.2	7	278.2	6	278.2	2	277.5	5	278,5
37	MAURO GONZALEZ	TEAM SPEED RACING	280.3	13	279.6	12	278.9	14	278.2	5	276.1	16	278,6
80	MOHAMMED BINLADIN	TEAM SPEED RACING	280.3	3	280.3	2	277.5	5	276.1	12	276.1	4	278,1
74	PIOTR BIESIEKIRSKI	SS600NG	279.6	11	279.6	5	279.6	4	278.9	16	278.9	10	279,3
31	ALBERTO GARCIA	ADN VG RACING	278.2	4	277.5	2	276.8	5	275.4	9	275.4	6	276,7
47	TIBOR ERIK VARGA	ALMA RACING TEAM	278.2	12	274.7	11	274.7	10	274.0	9	272.7	16	274,9
13	DINO IOZZO	IUM MOTORSPORTS	278.2	5	277.5	6	277.5	3	276.1	2	273.3	4	276,5
73	JACOPO CRETARO	PS RACING TEAM	276.8	6	276.8	4	276.1	7	275.4	3	275.4	2	276,1
57	FRANCISCO JAVIER PALO	CERBA PROMORACING TEAM	275.4	11	275.4	7	274.7	14	274.0	5	273.3	13	274,6
10	LEUNGO KITLANO GAOREI	I+DENT RACING TEAM	273.3	2	187.7	1							230,5
67	GONÇALO CAPOTE DA SILEASYRACE TEAM	STCK600	272.7	3	272.7	2	271.3	5	269.3	4	268.7	17	270,9
81	PAOLA RAMOS	SUPERHUGO 44 TEAM	272.7	2	272.0	3	271.3	6	270.7	14	269.3	15	271,2
22	DECLAN VAN ROSMALEN	IUM MOTORSPORTS	272.0	2	269.3	5	269.3	3	268.0	16	267.4	12	269,2
58	JOSE LUIS ARMARIO	SUPERHUGO 44 TEAM	271.3	5	270.0	7	268.0	3	266.7	9	266.1	8	268,4
7	DIEGO HERNANDO	ARCO SASH MOTOR UNIVERSITY TEAM	267.4	5	266.7	3	264.8	4	263.5	17	263.5	2	265,2
61	JAVIER DEL OLMO	KAWASAKI PALMETO PLRACING	266.1	5	264.8	4	264.2	6	262.9	2	262.9	3	264,2
88	SVIATOSLAV PYLYPENKO	ANDOTRANS TEAM TORRENTÓ	266.1	4	264.2	5	262.3	3	190.3	1			245,7
60	ROSA ISAAC	TEAM MOTO CLUB DE LOULE	262.9	2	262.3	3	260.4	5	259.2	4	258.0	17	260,6
98	CHANON INTA	STCK600	261.7	3	260.4	2	259.8	5	258.6	7	258.6	4	259,8
20	MELVIN VAN DER VOORT	YAMAHA MS RACING											
32	RODRIGO VALENTE	MARTILUSION RACING											



**ESBK CIRCUITO DO ESTORIL II 30 AGOSTO Y 1 SEP.**  
**SUPERSPORT NG**  
**CARRERA 2**

Informe meteorológico



Estado de pista: **SECO**