



# SBK

## ESBK CIRCUITO DO ESTORIL II 30 AGOS

### CARRERA 2 (17 Vlt., 71,1 km.)

### Clasificación

Nº Piloto	Nac	Equipo	Moto	Neum. Cl.	Vlts.	Tiempo Total	Dif.	Km/h	Mejor Vuelta			
									Vlt.	Tiempo Km/h		
1	12	BORJA GOMEZ	ESP TEAM HONDA LAGLISSE	HONDA	Dunlop SBK	17	28:12.514	-	151.2	17	1:38.985	152.1
2	43	SIMON JESPERSEN	DEN YAMAHA TEAM SCANDINAVIA	YAMAHA	Pirelli SBK	17	28:13.588	+1.074	151.1	17	1:38.750	152.5
3	10	UNAI ORRADRE	ESP TEAM HONDA LAGLISSE	HONDA	Dunlop SBK	17	28:14.800	+2.286	151.0	9	1:38.802	152.4
4	44	STEVEN ODENDAAL	RSA NEW 2 PROJET	YAMAHA	Pirelli SBK	17	28:14.845	+2.331	151.0	7	1:39.064	152.0
5	1	IVO LOPES	POR BMW EASYRACE TEAM	BMW	Dunlop SBK	17	28:14.995	+2.481	151.0	3	1:38.684	152.6
6	40	ROMAN RAMOS	ESP KAWASAKI PALMETO PL RACING	KAWASAKI	Pirelli SBK	17	28:23.921	+11.407	150.2	6	1:39.260	151.7
7	21	EDUARDO MONTERO	ESP TEAM HONDA LAGLISSE	HONDA	Dunlop STCK10C	17	28:35.855	+23.341	149.2	7	1:40.230	150.2
8	20	BRETT ALEXANDER ROBERTS	RSA BMW EASYRACE TEAM	BMW	Dunlop STCK10C	17	28:40.811	+28.297	148.7	4	1:40.354	150.0
9	33	DANIEL VALLE	ESP	YAMAHA	Pirelli STCK10C	17	28:58.063	+45.549	147.3	2	1:40.192	150.3
10	52	GUILLEM ERILL	ESP DEZA - BOX 77 EACING TEAM	KAWASAKI	Pirelli STCK10C	17	29:08.601	+56.087	146.4	2	1:41.330	148.6
11	93	MATHIAS POULSEN	DEN	YAMAHA	SBK	17	29:21.440	+1:08.926	145.3	2	1:42.908	146.3
12	82	RETO WIEDERKEHR	SUI	YAMAHA	Pirelli STCK10C	17	29:22.208	+1:09.694	145.2	16	1:42.581	146.8
13	29	JUAN JOSE NUÑEZ	ESP YAMAHA MS RACING	YAMAHA	STCK10C	17	29:31.365	+1:18.851	144.5	5	1:43.313	145.7
14	38	OLA NESBAKKEN	ESP YAMAHA TEAM SCANDINAVIA	YAMAHA	Pirelli STCK10C	17	29:41.631	+1:29.117	143.7	6	1:43.587	145.3
15	4	JAVIER ARTIME	ESP CERBA PROMORACING TEAM	YAMAHA	Dunlop STCK10C	16	28:39.140	1 Vlt.	140.1	7	1:44.836	143.6

#### Retirados

58	RICARDO MATEUS MARINHO	POR		HONDA	Dunlop STCK10C	4	8:03.925			3	1:44.277	144.4
37	COREY TINKER	GBR		YAMAHA	Pirelli STCK10C	3	7:17.197			3	1:43.666	145.2
53	TITO RABAT	ESP		KAWASAKI	Pirelli SBK							

#### No salidos

5	CHRISTOPHE PONSSON	FRA	GIL MOTOR SPORT		Pirelli SBK							
---	--------------------	-----	-----------------	--	-------------	--	--	--	--	--	--	--

<b>Pole:</b>		SIMON JESPERSEN	
<b>Vuelta rápida:</b>	Vlt.3	IVO LOPES	1:38.684 152.6 Km/h

Hora de publicación: 14:11

Estado de pista: **SECO**

<b>Diretor de Carrera:</b> João Pedro Lima		<b>Timekeeper:</b> Jorge Pinto	
---	--	-----------------------------------	--



# SBK

## ESBK CIRCUITO DO ESTORIL II 30 AGOSTO Y 1 SEP.


### CARRERA 2

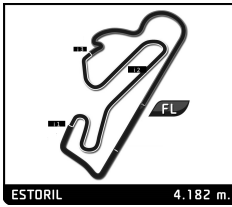
### Clasificación por Clase

Nº Piloto	Nac	Equipo	Moto	Tiempo	Vlt. Total	Dif.	Km/h
<b>SBK</b>							
1	12	BORJA GOMEZ	ESP TEAM HONDA LAGLISSE	HONDA	1:38.985	17 17	152.1
2	43	SIMON JESPERSEN	DEN YAMAHA TEAM SCANDINAVIA	YAMAHA	1:38.750	17 17 +1.074 +1.074	152.5
3	10	UNAI ORRADRE	ESP TEAM HONDA LAGLISSE	HONDA	1:38.802	9 17 +2.286 +1.212	152.4
4	44	STEVEN ODENDAAL	RSA NEW 2 PROJET	YAMAHA	1:39.064	7 17 +2.331 +0.045	152.0
5	1	IVO LOPES	POR BMW EASYRACE TEAM	BMW	1:38.684	3 17 +2.481 +0.150	152.6
6	40	ROMAN RAMOS	ESP KAWASAKI PALMETO PL RACING	KAWASAKI	1:39.260	6 17 +11.407 +8.926	151.7
7	93	MATHIAS POULSEN	DEN	YAMAHA	1:42.908	2 17 +1'08.926 +57.519	146.3
<b>Retirados</b>							
53	TITO RABAT	ESP		KAWASAKI			
<b>No salidos</b>							
5	CHRISTOPHE PONSSON	FRA	GIL MOTOR SPORT				
<b>STCK1000</b>							
1	21	EDUARDO MONTERO	ESP TEAM HONDA LAGLISSE	HONDA	1:40.230	7 17	150.2
2	20	BRETT ALEXANDER ROBERTS	RSA BMW EASYRACE TEAM	BMW	1:40.354	4 17 +4.956 +4.956	150.0
3	33	DANIEL VALLE	ESP	YAMAHA	1:40.192	2 17 +22.208 +17.252	150.3
4	52	GUILLEM ERILL	ESP DEZA - BOX 77 EACING TEAM	KAWASAKI	1:41.330	2 17 +32.746 +10.538	148.6
5	82	RETO WIEDERKEHR	SUI		1:42.581	16 17 +46.353 +13.607	146.8
6	29	JUAN JOSE NUÑEZ	ESP YAMAHA MS RACING	YAMAHA	1:43.313	5 17 +55.510 +9.157	145.7
7	38	OLA NESBAKKEN	ESP YAMAHA TEAM SCANDINAVIA	YAMAHA	1:43.587	6 17 +1'05.776 +10.266	145.3
8	4	JAVIER ARTIME	ESP CERBA PROMORACING TEAM	YAMAHA	1:44.836	7 16 1 Laps 1 Laps	143.6
<b>Retirados</b>							
58	RICARDO MATEUS MARINHO	POR		HONDA	1:44.277	3 4	144.4
37	COREY TINKER	GBR		YAMAHA	1:43.666	3 3	145.2

Hora de publicación: .....

Estado de pista: **SECO**

<p><b>Diretor de Carrera:</b> João Pedro Lima</p> 	<p><b>Timekeeper</b> Jorge Pinto</p> 
---	--

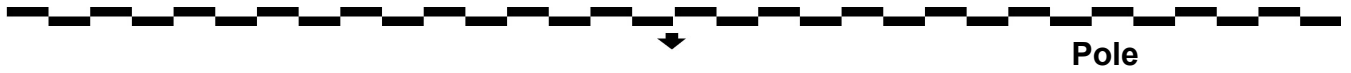


**SBK**

ESBK CIRCUITO DO ESTORIL II 30 AGOSTO Y 1 SEP.  
CARRERA 2 (17 Vlt., 71,1 km.)

Parrilla de salida

37 TINKER. COREY   18	38 NESBAKKEN. OLA   17	4 ARTIME. JAVIER   19	<b>7</b>
58 MARINHO. RICARDO M   15	29 NUÑEZ. JUAN JOSE   14	82 WIEDERKEHR. RETO   16	<b>6</b>
5 PONSSON. CHRISTOPH   12	52 ERILL. GUILLEM   11	93 POULSEN. MATHIAS   13	<b>5</b>
20 ROBERTS. BRETT ALE   9	33 VALLE. DANIEL   8	1 LOPES. IVO   10	<b>4</b>
40 RAMOS. ROMAN   6	12 GOMEZ. BORJA   5	21 MONTERO. EDUARDO   7	<b>3</b>
10 ORRADRE. UNAI   3	53 RABAT. TITO   2	44 ODENDAAL. STEVEN   4	<b>2</b>
		43 JESPERSEN. SIMON   1	<b>1</b>



19:10

Diretor de Carrera:  
João Pedro Lima



Timekeeper  
Jorge Pinto





# SBK ESBK CIRCUITO DO ESTORIL II 30 AGOSTO Y 1 SEP. CARRERA 2

Vuelta a vuelta

— Vuelta invalidada    ■ Mejor Personal    ■ Mejor de la sesión    B Cruzando por el pit lane

Vlt.	Tiempo	Sector 1	Sector 2	Sector 3	Sector 4	T. Sesión	Vlt.	Tiempo	Sector 1	Sector 2	Sector 3	Sector 4	T. Sesión
<b>1</b>	<b>IVO LOPES</b>					POR	16	1:39.822	19.747	24.975	23.291	31.809	26:34.801
	BMW EASYRACE TEAM					BMW	17	1:39.999	19.816	24.945	23.339	31.899	28:14.800
1	1:46.069	25.287	25.322	23.636	31.824	1:46.069							
2	1:39.084	19.418	24.905	23.462	31.299	3:25.153							
3	1:38.684	19.546	24.662	23.175	31.301	5:03.837							
4	1:38.814	19.497	24.660	23.197	31.460	6:42.651							
5	1:39.482	19.733	24.737	23.375	31.637	8:22.133							
6	1:39.218	19.723	24.705	23.336	31.454	10:01.351							
7	1:39.480	19.764	24.719	23.485	31.512	11:40.831							
8	1:39.322	19.775	24.699	23.227	31.621	13:20.153							
9	1:39.640	20.432	24.629	23.157	31.422	14:59.793							
10	1:39.216	19.662	24.695	23.445	31.414	16:39.009							
11	1:39.017	19.690	24.687	23.312	31.328	18:18.026							
12	1:39.151	19.681	24.654	23.395	31.421	19:57.177							
13	1:39.480	19.854	24.772	23.321	31.533	21:36.657							
14	1:39.729	19.685	24.890	23.750	31.404	23:16.386							
15	1:39.071	19.570	24.780	23.291	31.430	24:55.457							
16	1:40.101	19.683	25.064	23.382	31.972	26:35.558							
17	1:39.437	19.759	24.712	23.285	31.681	28:14.995							
<b>4</b>	<b>JAVIER ARTIME</b>					ESP							
	CERBA PROMORACING TEAM					YAMAHA							
1	1:53.559	27.916	26.801	25.437	33.405	1:53.559							
2	1:46.092	21.257	26.326	25.225	33.284	3:39.651							
3	1:45.880	21.187	26.402	24.927	33.364	5:25.531							
4	1:45.423	20.788	26.341	24.902	33.392	7:10.954							
5	1:45.151	20.934	26.174	24.562	33.481	8:56.105							
6	1:45.093	20.730	26.283	24.658	33.422	10:41.198							
7	1:44.836	20.755	26.076	24.589	33.416	12:26.034							
8	1:46.041	21.309	26.790	24.563	33.379	14:12.075							
9	1:46.637	21.398	26.400	25.179	33.660	15:58.712							
10	1:46.405	21.251	26.564	24.937	33.653	17:45.117							
11	1:50.228	21.380	26.343	28.857	33.648	19:35.345							
12	1:46.149	21.201	26.363	24.750	33.835	21:21.494							
13	1:45.766	21.183	26.439	24.690	33.454	23:07.260							
14	1:50.860	20.879	26.432	24.777	38.772	24:58.120							
15	1:52.271	25.078	28.116	25.295	33.782	26:50.391							
16	1:48.749	21.211	26.205	27.621	33.712	28:39.140							
<b>10</b>	<b>UNAI ORRADRE</b>					ESP							
	TEAM HONDA LAGLISSE					HONDA							
1	1:43.628	23.888	24.815	23.365	31.560	1:43.628							
2	1:39.410	19.649	24.997	23.237	31.527	3:23.038							
3	1:39.259	19.747	24.850	23.231	31.431	5:02.297							
4	1:38.996	19.430	24.725	23.377	31.464	6:41.293							
5	1:39.989	20.110	24.888	23.331	31.660	8:21.282							
6	1:39.491	20.128	24.530	23.375	31.458	10:00.773							
7	1:38.870	19.692	24.586	23.355	31.237	11:39.643							
8	1:40.327	20.856	24.644	23.313	31.514	13:19.970							
9	1:38.802	19.562	24.785	23.174	31.281	14:58.772							
10	1:39.832	19.715	24.669	23.923	31.525	16:38.604							
11	1:39.239	19.669	24.715	23.298	31.557	18:17.843							
12	1:39.276	19.623	24.699	23.442	31.512	19:57.119							
13	1:39.166	19.610	24.652	23.312	31.592	21:36.285							
14	1:39.328	19.607	24.675	23.456	31.590	23:15.613							
15	1:39.366	19.534	24.682	23.323	31.827	24:54.979							
<b>12</b>	<b>BORJA GOMEZ</b>					ESP							
	TEAM HONDA LAGLISSE					HONDA							
1	1:43.719	24.159	24.915	23.077	31.568	1:43.719							
2	1:39.390	19.605	24.925	23.432	31.428	3:23.109							
3	1:39.083	19.660	24.730	23.239	31.454	5:02.192							
4	1:38.995	19.385	24.795	23.324	31.491	6:41.187							
5	1:39.738	19.920	24.813	23.366	31.639	8:20.925							
6	1:39.271	19.491	24.856	23.379	31.545	10:00.196							
7	1:39.153	19.521	24.716	23.353	31.563	11:39.349							
8	1:39.659	19.579	24.677	23.414	31.989	13:19.008							
9	1:39.008	19.622	24.588	23.346	31.452	14:58.016							
10	1:39.962	19.683	25.332	23.385	31.562	16:37.978							
11	1:39.542	19.453	24.715	23.445	31.929	18:17.520							
12	1:39.356	19.578	24.697	23.280	31.801	19:56.876							
13	1:39.253	19.525	24.681	23.407	31.640	21:36.129							
14	1:39.158	19.595	24.670	23.276	31.617	23:15.287							
15	1:39.159	19.426	24.736	23.289	31.708	24:54.446							
16	1:39.083	19.625	24.609	23.227	31.622	26:33.529							
17	1:38.985	19.506	24.645	23.180	31.654	28:12.514							
<b>20</b>	<b>BRETT ALEXANDER ROBERTS</b>					RSA							
	BMW EASYRACE TEAM					BMW							
1	1:45.896	24.787	25.216	23.921	31.972	1:45.896							
2	1:40.784	20.091	25.032	23.862	31.799	3:26.680							
3	1:41.224	19.967	25.041	23.676	32.540	5:07.904							
4	1:40.354	19.934	24.933	23.752	31.735	6:48.258							
5	1:40.642	20.070	24.951	23.803	31.818	8:28.900							
6	1:40.516	19.978	25.008	23.710	31.820	10:09.416							
7	1:40.392	20.000	24.859	23.716	31.817	11:49.808							
8	1:41.084	20.199	25.153	23.734	31.998	13:30.892							
9	1:40.620	20.114	24.901	23.716	31.889	15:11.512							
10	1:40.804	20.017	25.039	23.795	31.953	16:52.316							
11	1:40.601	19.980	24.974	23.754	31.893	18:32.917							
12	1:41.232	20.144	25.053	23.963	32.072	20:14.149							
13	1:40.398	19.907	24.937	23.711	31.843	21:54.547							
14	1:41.331	20.106	25.056	24.053	32.116	23:35.878							
15	1:41.039	20.102	25.085	23.917	31.935	25:16.917							
16	1:41.435	20.057	25.217	24.034	32.127	26:58.352							
17	1:42.459	20.355	25.328	24.371	32.405	28:40.811							
<b>21</b>	<b>EDUARDO MONTERO</b>					ESP							
	TEAM HONDA LAGLISSE					HONDA							
1	1:45.496	24.627	25.291	23.597	31.981	1:45.496							
2	1:40.792	19.923	25.330	23.660	31.879	3:26.288							
3	1:40.550	19.795	25.092	23.551	32.112	5:06.838							
4	1:40.466	19.711	25.132	23.626	31.997	6:47.304							
5	1:40.473	19.650	25.123	23.633	32.067	8:27.777							
6	1:40.411	19.738	25.119	23.568	31.986	10:08.188							
7	1:40.230	19.652	25.073	23.525	31.980	11:48.418							
8	1:40.470	19.837	25.104	23.479	32.050	13:28.888							
9	1:40.447	19.784	25.118	23.554	31.991	15:09.335							
10	1:40.768	19.802	25.177	23.630	32.159	16:50.103							
11	1:40.747	19.809	25.232	23.586	32.120	18:30.850							
12	1:40.658	19.761	25.183	23.674	32.040	20:11.508							



# SBK

## ESBK CIRCUITO DO ESTORIL II 30 AGOSTO Y 1 SEP.

### CARRERA 2

#### Vuelta a vuelta

— Vuelta invalidada    ■ Mejor Personal    ■ Mejor de la sesión    B Cruzando por el pit lane

Vlt.	Tiempo	Sector 1	Sector 2	Sector 3	Sector 4	T. Sesión	Vlt.	Tiempo	Sector 1	Sector 2	Sector 3	Sector 4	T. Sesión
<b>29</b> JUAN JOSE NUÑEZ ESP													
YAMAHA MS RACING							YAMAHA						
1	1:49.632	25.925	26.254	24.674	32.779	1:49.632	4	1:44.250	20.450	25.997	24.687	33.116	7:04.047
2	1:44.385	20.530	26.048	24.551	33.256	3:34.017	5	1:43.968	20.392	26.194	24.518	32.864	8:48.015
3	1:44.154	20.644	26.056	24.591	32.863	5:18.171	6	1:43.587	20.262	25.950	24.390	32.985	10:31.602
4	1:43.571	20.478	25.820	24.475	32.798	7:01.742	7	1:44.030	20.494	25.897	24.553	33.086	12:15.632
5	1:43.313	20.284	25.825	24.394	32.810	8:45.055	8	1:44.230	20.345	26.157	24.609	33.119	13:59.862
6	1:43.647	20.147	26.179	24.416	32.905	10:28.702	9	1:44.108	20.301	25.969	24.854	32.984	15:43.970
7	1:43.416	20.441	25.657	24.370	32.948	12:12.118	10	1:44.809	20.318	25.968	25.324	33.199	17:28.779
8	1:43.334	20.306	25.850	24.380	32.798	13:55.452	11	1:44.272	20.357	26.116	24.650	33.149	19:13.051
9	1:43.448	20.285	25.754	24.215	33.194	15:38.900	12	1:44.175	20.446	26.145	24.687	32.897	20:57.226
10	1:43.571	20.243	25.669	24.535	33.124	17:22.471	13	1:45.017	20.572	26.321	24.824	33.300	22:42.243
11	1:43.467	20.193	25.871	24.449	32.954	19:05.938	14	1:45.187	20.582	26.402	24.969	33.234	24:27.430
12	1:44.072	20.365	26.054	24.467	33.186	20:50.010	15	1:44.566	20.465	26.075	24.701	33.325	26:11.996
13	1:43.941	20.366	25.842	24.599	33.134	22:33.951	16	1:44.536	20.336	26.232	24.694	33.274	27:56.532
14	1:44.127	20.404	25.833	24.635	33.255	24:18.078	17	1:45.099	20.490	26.112	25.400	33.097	29:41.631
15	1:43.720	20.219	25.737	24.567	33.197	26:01.798							
16	1:44.658	20.262	26.333	24.667	33.396	27:46.456							
17	1:44.909	20.630	25.986	24.824	33.469	29:31.365							
<b>40</b> ROMAN RAMOS ESP													
KAWASAKI PALMETO PL RACING							KAWASAKI						
1	1:44.112	24.091	25.194	23.506	31.321	1:44.112	4	1:39.308	19.610	24.782	23.478	31.438	6:42.432
2	1:39.545	19.820	24.876	23.580	31.269	3:23.657	5	1:39.516	19.709	24.803	23.453	31.551	8:21.948
3	1:39.467	19.850	24.781	23.437	31.399	5:03.124	6	1:39.260	19.710	24.727	23.336	31.487	10:01.208
4	1:39.308	19.610	24.782	23.478	31.438	6:42.432	7	1:39.623	19.721	24.770	23.462	31.670	11:40.831
5	1:39.516	19.709	24.803	23.453	31.551	8:21.948	8	1:40.172	20.025	24.791	23.826	31.530	13:21.003
6	1:39.260	19.710	24.727	23.336	31.487	10:01.208	9	1:39.472	19.927	24.790	23.325	31.430	15:00.475
7	1:39.623	19.721	24.770	23.462	31.670	11:40.831	10	1:39.745	19.778	24.930	23.425	31.612	16:40.220
8	1:40.172	20.025	24.791	23.826	31.530	13:21.003	11	1:39.881	19.679	25.061	23.474	31.667	18:20.101
9	1:39.472	19.927	24.790	23.325	31.430	15:00.475	12	1:39.995	19.906	24.850	23.525	31.714	20:00.096
10	1:39.745	19.778	24.930	23.425	31.612	16:40.220	13	1:40.275	19.836	24.951	23.520	31.968	21:40.371
11	1:39.881	19.679	25.061	23.474	31.667	18:20.101	14	1:40.781	20.076	25.146	23.570	31.989	23:21.152
12	1:39.995	19.906	24.850	23.525	31.714	20:00.096	15	1:40.351	19.857	25.063	23.544	31.887	25:01.503
13	1:40.275	19.836	24.951	23.520	31.968	21:40.371	16	1:40.953	19.953	25.079	23.758	32.163	26:42.456
14	1:40.781	20.076	25.146	23.570	31.989	23:21.152	17	1:41.465	20.076	25.343	23.745	32.301	28:23.921
15	1:40.351	19.857	25.063	23.544	31.887	25:01.503							
16	1:40.953	19.953	25.079	23.758	32.163	26:42.456							
17	1:41.465	20.076	25.343	23.745	32.301	28:23.921							
<b>43</b> SIMON JESPERSEN DEN													
YAMAHA TEAM SCANDINAVIA							YAMAHA						
1	1:44.025	23.980	24.974	23.601	31.470	1:44.025	4	1:39.210	19.618	24.509	23.279	31.804	6:41.970
2	1:39.602	19.662	25.110	23.353	31.477	3:23.627	5	1:39.649	19.641	24.984	23.305	31.719	8:21.619
3	1:39.133	19.669	24.795	23.179	31.490	5:02.760	6	1:39.049	19.621	24.616	23.287	31.525	10:00.668
4	1:39.210	19.618	24.509	23.279	31.804	6:41.970	7	1:39.390	19.953	24.756	23.260	31.421	11:40.058
5	1:39.649	19.641	24.984	23.305	31.719	8:21.619	8	1:39.270	19.764	24.633	23.217	31.656	13:19.328
6	1:39.049	19.621	24.616	23.287	31.525	10:00.668	9	1:39.249	19.682	24.708	23.297	31.562	14:58.577
7	1:39.390	19.953	24.756	23.260	31.421	11:40.058	10	1:40.290	19.647	24.986	24.095	31.562	16:38.867
8	1:39.270	19.764	24.633	23.217	31.656	13:19.328	11	1:39.101	19.510	24.815	23.192	31.584	18:17.968
9	1:39.249	19.682	24.708	23.297	31.562	14:58.577	12	1:39.536	20.052	24.639	23.345	31.500	19:57.504
10	1:40.290	19.647	24.986	24.095	31.562	16:38.867	13	1:39.597	19.720	24.825	23.295	31.757	21:37.101
11	1:39.101	19.510	24.815	23.192	31.584	18:17.968	14	1:39.080	19.482	24.959	23.235	31.404	23:16.181
12	1:39.536	20.052	24.639	23.345	31.500	19:57.504	15	1:38.764	19.500	24.533	23.073	31.658	24:54.945
13	1:39.597	19.720	24.825	23.295	31.757	21:37.101	16	1:39.893	19.808	25.397	23.129	31.559	26:34.838
14	1:39.080	19.482	24.959	23.235	31.404	23:16.181	17	1:38.750	19.721	24.536	23.195	31.298	28:13.588
15	1:38.764	19.500	24.533	23.073	31.658	24:54.945							
16	1:39.893	19.808	25.397	23.129	31.559	26:34.838							
17	1:38.750	19.721	24.536	23.195	31.298	28:13.588							
<b>44</b> STEVEN ODENDAAL RSA													
NEW 2 PROJET							YAMAHA						
1	1:51.490	26.659	26.715	25.170	32.946	1:51.490							
2	1:44.341	20.477	26.068	24.744	33.052	3:35.831							
3	1:43.966	20.545	26.125	24.451	32.845	5:19.797							





# SBK

## ESBK CIRCUITO DO ESTORIL II 30 AGOSTO Y 1 SEP.

### CARRERA 2

#### Vuelta a vuelta

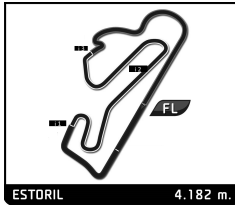
— Vuelta invalidada ■ Mejor Personal ■ Mejor de la sesión B Cruzando por el pit lane

Vlt.	Tiempo	Sector 1	Sector 2	Sector 3	Sector 4	T. Sesión	Vlt.	Tiempo	Sector 1	Sector 2	Sector 3	Sector 4	T. Sesión
1	1:43.638	23.694	24.890	23.299	31.755	1:43.638	11	1:42.968	20.345	25.775	24.322	32.526	19:03.214
2	1:39.636	19.852	24.962	23.366	31.456	3:23.274	12	1:43.121	20.372	25.702	24.295	32.752	20:46.335
3	1:39.187	19.665	24.908	<b>23.097</b>	31.517	5:02.461	13	1:43.676	20.615	26.049	24.408	32.604	22:30.011
4	1:39.073	19.472	24.638	23.424	31.539	6:41.534	14	1:43.657	20.676	25.990	24.294	32.697	24:13.668
5	1:39.571	19.728	24.850	23.234	31.759	8:21.105	15	1:43.079	20.501	25.683	24.332	32.563	25:56.747
6	1:39.281	<b>19.471</b>	24.961	23.238	31.611	10:00.386	16	<b>1:42.581</b>	20.306	25.580	24.256	32.439	27:39.328
7	<b>1:39.064</b>	19.491	24.802	23.364	<b>31.407</b>	11:39.450	17	1:42.880	20.359	<b>25.563</b>	24.321	32.637	29:22.208
8	1:39.664	19.601	24.720	23.310	32.033	13:19.114	<b>93 MATHIAS POULSEN</b>						DEN
9	1:39.096	19.624	24.643	23.310	31.519	14:58.210							YAMAHA
10	1:39.970	19.590	25.116	23.848	31.416	16:38.180	1	1:47.929	25.536	25.678	<b>24.103</b>	<b>32.612</b>	1:47.929
11	1:39.318	19.708	<b>24.634</b>	23.124	31.852	18:17.498	2	<b>1:42.908</b>	<b>20.289</b>	<b>25.569</b>	24.309	32.741	3:30.837
12	1:39.565	19.716	24.747	23.223	31.879	19:57.063	3	1:43.229	20.366	25.588	24.364	32.911	5:14.066
13	1:39.410	19.779	24.684	23.355	31.592	21:36.473	4	1:43.353	20.322	25.768	24.491	32.772	6:57.419
14	1:39.496	19.515	24.676	23.764	31.541	23:15.969	5	1:43.624	20.495	25.693	24.582	32.854	8:41.043
15	1:39.113	19.516	24.891	23.211	31.495	24:55.082	6	1:43.475	20.377	25.736	24.489	32.873	10:24.518
16	1:40.344	19.847	24.962	23.169	32.366	26:35.426	7	1:43.382	20.474	25.657	24.479	32.772	12:07.900
17	1:39.419	19.539	24.711	23.320	31.849	28:14.845	8	1:43.349	20.401	25.740	24.332	32.876	13:51.249

<b>52 GUILLEM ERILL</b> ESP						
DEZA - BOX 77 EACING TEAM KAWASAKI						
1	1:46.119	24.927	25.362	<b>23.861</b>	31.969	1:46.119
2	<b>1:41.330</b>	20.174	<b>25.142</b>	24.150	<b>31.864</b>	3:27.449
3	1:41.653	20.250	25.183	24.050	32.170	5:09.102
4	1:41.972	20.134	25.318	24.072	32.448	6:51.074
5	1:42.488	20.249	25.397	24.387	32.455	8:33.562
6	1:42.349	20.079	25.505	24.246	32.519	10:15.911
7	1:45.165	20.208	25.440	26.841	32.676	12:01.076
8	1:42.995	20.260	25.814	24.382	32.539	13:44.071
9	1:42.524	20.181	25.673	24.189	32.481	15:26.595
10	1:42.205	20.151	25.394	24.100	32.560	17:08.800
11	1:44.176	20.152	25.325	26.075	32.624	18:52.976
12	1:42.367	<b>19.985</b>	25.545	24.317	32.520	20:35.343
13	1:42.238	20.121	25.372	24.233	32.512	22:17.581
14	1:42.647	20.359	25.527	24.242	32.519	24:00.228
15	1:42.946	20.080	25.707	24.346	32.813	25:43.174
16	1:42.543	20.215	25.575	24.185	32.568	27:25.717
17	1:42.884	20.244	25.501	24.383	32.756	29:08.601

<b>58 RICARDO MATEUS MARINHO</b> POR						
HONDA						
1	1:49.739	26.198	25.978	24.852	32.711	1:49.739
2	1:44.284	21.391	25.748	<b>24.491</b>	<b>32.654</b>	3:34.023
3	<b>1:44.277</b>	20.821	26.029	24.595	32.832	5:18.300
4	2:45.625B	<b>20.575</b>	<b>25.733</b>			8:03.925

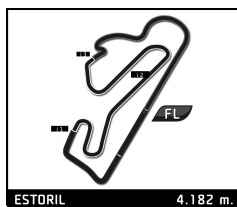
<b>82 RETO WIEDERKEHR</b> SUI						
1	1:49.956	26.423	26.348	24.708	32.477	1:49.956
2	1:43.966	20.607	25.983	24.658	32.718	3:33.922
3	1:43.521	20.561	25.826	24.500	32.634	5:17.443
4	1:43.439	20.416	25.979	24.402	32.642	7:00.882
5	1:43.520	20.363	25.906	24.485	32.766	8:44.402
6	1:43.422	<b>20.303</b>	25.981	24.318	32.820	10:27.824
7	1:43.354	20.484	25.881	24.417	32.572	12:11.178
8	1:42.998	20.310	25.915	24.263	32.510	13:54.176
9	1:42.902	20.372	25.967	<b>24.062</b>	32.501	15:37.078
10	1:43.168	20.532	25.912	24.389	<b>32.335</b>	17:20.246



## SBK ESBK CIRCUITO DO ESTORIL II 30 AGOSTO Y 1 SEP. CARRERA 2

### Mejores tiempos de sector

Sector 1			Sector 2		Sector 3		Sector 4		Vuelta		Mejor	
Pos	Nº Piloto	Tiempo	Nº Piloto	Tiempo	Nº Piloto	Tiempo	Nº Piloto	Tiempo	Pos	Nº	Ideal	Vuelta
1	12 B.GOMEZ	19.385	43 S.JESPERSEN	24.509	43 S.JESPERSEN	23.073	10 U.ORRADRE	31.237	1	43	1:38.362	1:38.750 (2)
2	1 I.LOPES	19.418	10 U.ORRADRE	24.530	12 B.GOMEZ	23.077	40 R.RAMOS	31.269	2	10	1:38.371	1:38.802 (3)
3	10 U.ORRADRE	19.430	12 B.GOMEZ	24.588	44 S.ODENDAAL	23.097	43 S.JESPERSEN	31.298	3	12	1:38.478	1:38.985 (4)
4	44 S.ODENDAAL	19.471	1 I.LOPES	24.629	1 I.LOPES	23.157	1 I.LOPES	31.299	4	1	1:38.503	1:38.684 (1)
5	43 S.JESPERSEN	19.482	44 S.ODENDAAL	24.634	10 U.ORRADRE	23.174	44 S.ODENDAAL	31.407	5	44	1:38.609	1:39.064 (5)
6	40 R.RAMOS	19.610	40 R.RAMOS	24.727	40 R.RAMOS	23.325	12 B.GOMEZ	31.428	6	40	1:38.931	1:39.260 (6)
7	21 E.MONTERO	19.650	33 D.VALLE	24.818	21 E.MONTERO	23.479	33 D.VALLE	31.626	7	33	1:39.832	1:40.192 (7)
8	33 D.VALLE	19.834	20 B.ROBERTS	24.859	33 D.VALLE	23.554	20 B.ROBERTS	31.735	8	21	1:40.081	1:40.230 (8)
9	20 B.ROBERTS	19.907	21 E.MONTERO	25.073	20 B.ROBERTS	23.676	52 G.ERILL	31.864	9	20	1:40.177	1:40.354 (9)
10	52 G.ERILL	19.985	52 G.ERILL	25.142	52 G.ERILL	23.861	21 E.MONTERO	31.879	10	52	1:40.852	1:41.330 (10)
11	29 J.NUÑEZ	20.147	82 R.WIEDERKEHR	25.563	82 R.WIEDERKEHR	24.062	82 R.WIEDERKEHR	32.335	11	82	1:42.263	1:42.581 (11)
12	37 C.TINKER	20.191	93 M.POULSEN	25.569	93 M.POULSEN	24.103	93 M.POULSEN	32.612	12	93	1:42.573	1:42.908 (12)
13	38 O.NESBAKKEN	20.262	29 J.NUÑEZ	25.657	29 J.NUÑEZ	24.215	58 R.MARINHO	32.654	13	29	1:42.798	1:43.313 (13)
14	93 M.POULSEN	20.289	58 R.MARINHO	25.733	38 O.NESBAKKEN	24.390	29 J.NUÑEZ	32.779	14	38	1:43.394	1:43.587 (14)
15	82 R.WIEDERKEHR	20.303	37 C.TINKER	25.844	58 R.MARINHO	24.491	38 O.NESBAKKEN	32.845	15	58	1:43.453	1:44.277 (16)
16	58 R.MARINHO	20.575	38 O.NESBAKKEN	25.897	4 J.ARTIME	24.562	37 C.TINKER	32.913	16	37	1:43.666	1:43.666 (15)
17	4 J.ARTIME	20.730	4 J.ARTIME	26.076	37 C.TINKER	24.718	4 J.ARTIME	33.284	17	4	1:44.652	1:44.836 (17)

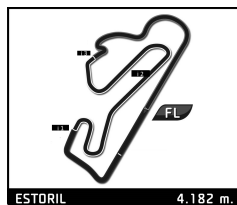


**SBK**  
**ESBK CIRCUITO DO ESTORIL II 30 AGOSTO Y 1 SEP.**  
**CARRERA 2**

Planing

Nº	Pos	Parrilla	Vit.																
			1	2	3	4	5	6	7	8	9	10	11	12	13	14	15	16	17
43	1	43	10	10	12	12	12	12	12	12	12	12	12	12	12	12	12	12	12
53	2	53	44	12	10	10	44	44	44	44	44	44	12	44	10	10	43	10	43
10	3	10	12	44	44	44	10	43	10	43	43	10	10	10	44	44	10	43	10
44	4	44	43	43	43	43	43	10	43	10	10	43	43	1	1	43	44	44	44
12	5	12	40	40	40	40	40	40	40	1	1	1	1	43	43	1	1	1	1
40	6	40	21	1	1	1	1	1	1	40	40	40	40	40	40	40	40	40	40
21	7	21	20	21	21	21	21	21	21	21	21	21	21	21	21	21	21	21	21
33	8	33	1	20	33	20	20	20	20	20	20	20	20	20	20	20	20	20	20
20	9	20	52	33	20	33	33	33	33	33	33	33	33	33	33	33	33	33	33
1	10	1	33	52	52	52	52	52	52	52	52	52	52	52	52	52	52	52	52
52	11	52	93	93	93	93	93	93	93	93	93	93	93	93	93	93	93	93	93
5	12	5	29	82	82	82	82	82	82	82	82	82	82	82	82	82	82	82	82
93	13	93	58	29	29	29	29	29	29	29	29	29	29	29	29	29	29	29	29
29	14	29	82	58	58	38	38	38	38	38	38	38	38	38	38	38	38	38	38
58	15	58	38	38	38	4	4	4	4	4	4	4	4	4	4	4	4	4	4
82	16	82	4	4	4	58													
38	17	38	37	37	37														
37	18	37																	
4	19	4																	





## SBK

ESBK CIRCUITO DO ESTORIL II 30 AGOSTO Y 1 SEP.  
Después de CARRERA 2

Velocidad máxima del evento

Nº Piloto	Equipo	Moto	Clase	V.Max	Vlt.	Sesión
10 UNAI ORRADRE	TEAM HONDA LAGLISSE	HONDA	SBK	322.1	4	CARRERA 2
12 BORJA GOMEZ	TEAM HONDA LAGLISSE	HONDA	SBK	320.2	3	CARRERA 1
21 EDUARDO MONTERO	TEAM HONDA LAGLISSE	HONDA	STCK1000	315.6	4	ENTRENAMIENTO CRC
44 STEVEN ODENDAAL	NEW 2 PROJET	YAMAHA	SBK	315.6	17	CARRERA 1
1 IVO LOPES	BMW EASYRACE TEAM	BMW	SBK	314.7	3	ENTRENAMIENTOS LII
5 CHRISTOPHE PONSSON	GIL MOTOR SPORT		SBK	313.8	15	CARRERA 1
58 RICARDO MATEUS MARINHO		HONDA	STCK1000	313.0	10	ENTRENAMIENTOS LII
20 BRETT ALEXANDER ROBERTS	BMW EASYRACE TEAM	BMW	STCK1000	312.1	4	CARRERA 2
43 SIMON JESPERSEN	YAMAHA TEAM SCANDINAVIA	YAMAHA	SBK	312.1	11	ENTRENAMIENTO CRC
33 DANIEL VALLE		YAMAHA	STCK1000	311.2	2	CARRERA 1
38 OLA NESBAKKEN	YAMAHA TEAM SCANDINAVIA	YAMAHA	STCK1000	310.3	12	ENTRENAMIENTO CRC
40 ROMAN RAMOS	KAWASAKI PALMETO PL RACING	KAWASAKI	SBK	308.6	3	CARRERA 1
53 TITO RABAT		KAWASAKI	SBK	308.6	4	CARRERA 1
29 JUAN JOSE NUÑEZ	YAMAHA MS RACING	YAMAHA	STCK1000	307.7	11	ENTRENAMIENTO CRC
82 RETO WIEDERKEHR			STCK1000	306.9	3	ENTRENAMIENTO CRC
37 COREY TINKER		YAMAHA	STCK1000	306.0	4	ENTRENAMIENTOS LII
52 GUILLEM ERILL	DEZA - BOX 77 EACING TEAM	KAWASAKI	STCK1000	305.2	4	CARRERA 2
4 JAVIER ARTIME	CERBA PROMORACING TEAM	YAMAHA	STCK1000	304.3	5	ENTRENAMIENTO CRC
93 MATHIAS POULSEN		YAMAHA	SBK	301.0	2	CARRERA 2



## SBK ESBK CIRCUITO DO ESTORIL II 30 AGOSTO Y 1 SEP. CARRERA 2

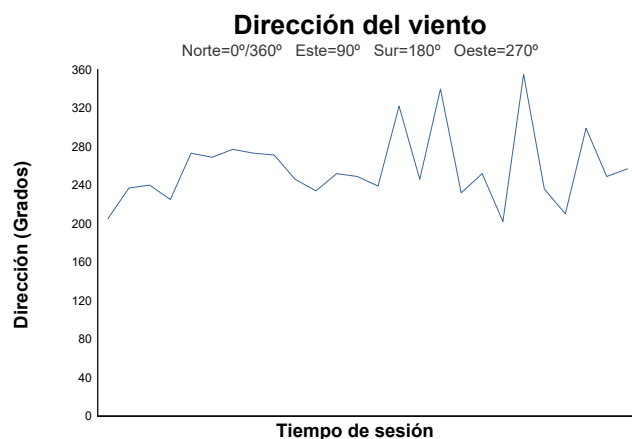
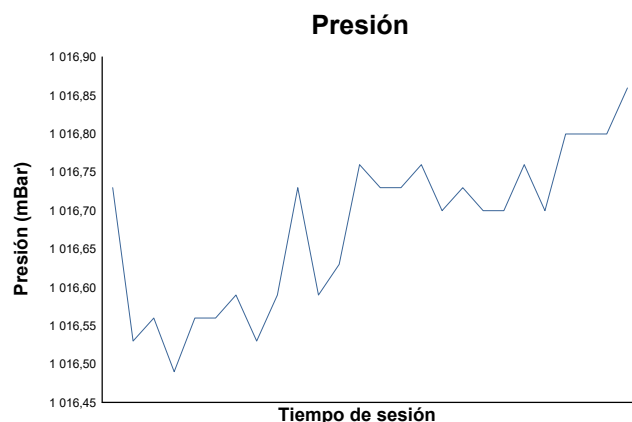
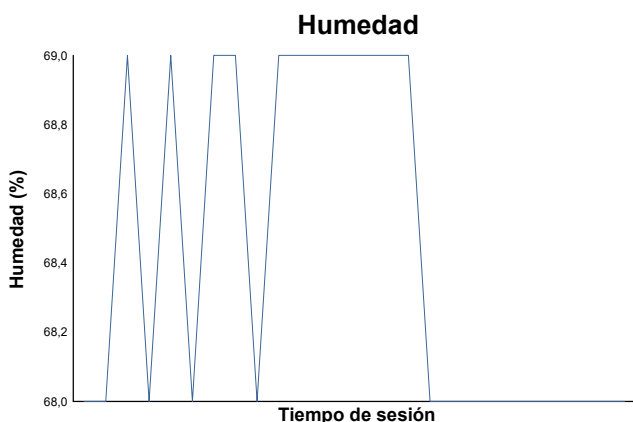
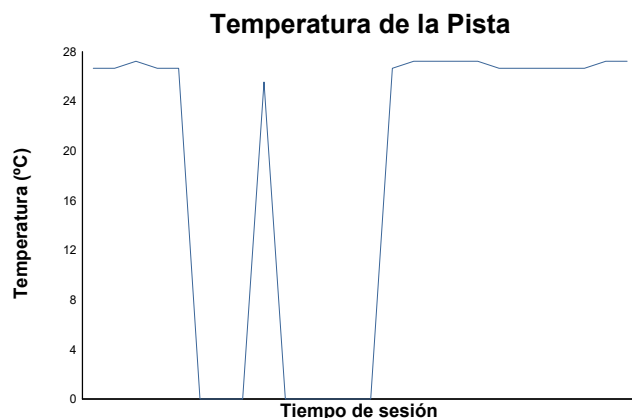
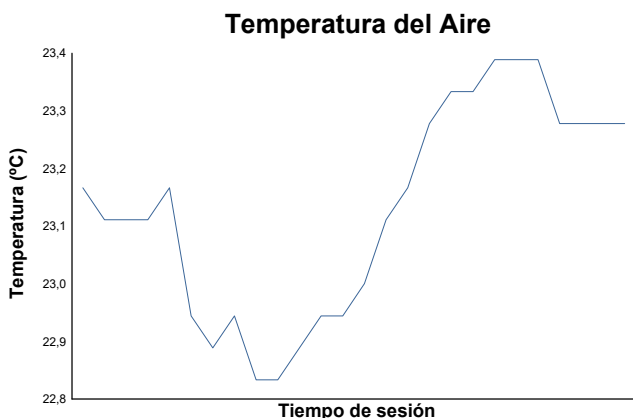
### Mejores velocidades máximas

Nº Piloto	Equipo	Clase	V.Max 1		V.Max 2		V.Max 3		V.Max 4		V.Max 5		Pro
			Km/h	Vlt.	Km/h	Vlt.	Km/h	Vlt.	Km/h	Vlt.	Km/h	Vlt.	
10 UNAI ORRADRE	TEAM HONDA LAGLISSE	SBK	322.1	4	319.3	5	317.5	13	317.5	7	316.6	11	318,6
12 BORJA GOMEZ	TEAM HONDA LAGLISSE	SBK	315.6	2	314.7	4	313.0	7	313.0	6	313.0	3	313,9
1 IVO LOPES	BMW EASYRACE TEAM	SBK	314.7	2	313.8	9	312.1	4	311.2	12	311.2	7	312,6
44 STEVEN ODENDAAL	NEW 2 PROJET	SBK	314.7	4	313.8	14	311.2	16	311.2	9	311.2	5	312,4
43 SIMON JESPERSEN	YAMAHA TEAM SCANDINAVIA	SBK	312.1	4	310.3	15	310.3	14	309.4	7	309.4	6	310,3
20 BRETT ALEXANDER ROBE	BMW EASYRACE TEAM	STCK1000	312.1	4	309.4	2	308.6	3	305.2	6	304.3	12	307,9
21 EDUARDO MONTERO	TEAM HONDA LAGLISSE	STCK1000	312.1	4	311.2	2	309.4	9	309.4	7	309.4	5	310,3
33 DANIEL VALLE		STCK1000	308.6	2	307.7	3	306.9	4	306.0	6	305.2	7	306,9
38 OLA NESBAKKEN	YAMAHA TEAM SCANDINAVIA	STCK1000	307.7	4	306.9	7	306.0	5	305.2	6	304.3	16	306,0
58 RICARDO MATEUS MARIN		STCK1000	307.7	2	295.3	4	294.5	3	198.8	1			274,1
29 JUAN JOSE NUÑEZ	YAMAHA MS RACING	STCK1000	306.9	2	306.0	6	304.3	8	304.3	7	304.3	4	305,2
40 ROMAN RAMOS	KAWASAKI PALMETO PL RACING	SBK	306.9	6	306.9	4	306.0	9	306.0	7	305.2	10	306,2
82 RETO WIEDERKEHR		STCK1000	306.9	2	305.2	17	305.2	4	304.3	7	303.5	16	305,0
52 GUILLEM ERILL	DEZA - BOX 77 EACING TEAM	STCK1000	305.2	4	301.8	3	301.0	7	300.2	6	299.3	17	301,5
37 COREY TINKER		STCK1000	304.3	3	201.0	1							252,7
4 JAVIER ARTIME	CERBA PROMORACING TEAM	STCK1000	302.6	7	301.0	6	301.0	4	301.0	3	297.7	16	300,7
93 MATHIAS POULSEN		SBK	301.0	2	299.3	4	297.7	7	297.7	3	296.9	17	298,5
5 CHRISTOPHE PONSSON	GIL MOTOR SPORT	SBK											
53 TITO RABAT		SBK											



**ESBK CIRCUITO DO ESTORIL II 30 AGOSTO Y 1 SEP.**  
**SBK**  
**CARRERA 2**

Informe meteorológico



Estado de pista: **SECO**