

## MOTO 4

### ESBK CIRCUITO DO ESTORIL II 30 AGOS' CARRERA 2 (11 Vlt., 46,0 km.)

#### Clasificación

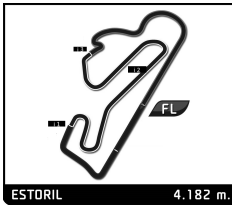
Nº Piloto	Nac	Equipo	Moto	Neum. Cl.	Vlts.	Tiempo Total	Dif.	Km/h	Mejor Vuelta				
									Vlt.	Tiempo Km/h			
1	89	ERIC RUZ	ESP	IGAXTEAM	BEON	Dunlop	11	22:04.143	-	125.1	9	1:59.508	126.0
2	4	IRFAN QABIL	MAS	FRANDO RACING VHC TEAM LIQUI MOLY	CORSE FACTORY	Dunlop	11	22:04.206	+0.063	125.1	6	1:59.326	126.2
3	94	ENEKO OSORIO	ESP	FRANDO RACING VHC TEAM LIQUI MOLY	CORSE FACTORY	Dunlop	11	22:04.240	+0.097	125.1	6	1:59.108	126.4
4	27	RICCARDO MICHELIN	ITA	ASPAR KSB TECHNICAL ACADEMY	BEON	Dunlop	11	22:04.309	+0.166	125.1	4	1:58.934	126.6
5	85	ENZO ZARAGOZA	ESP	IGAXTEAM	BEON	Dunlop	11	22:04.355	+0.212	125.0	6	1:59.058	126.5
6	44	LEONARDO CASADEI	ITA	IGAXTEAM	BEON	Dunlop	11	22:04.415	+0.272	125.0	4	1:58.629	126.9
7	66	TOMAS TURETTA	ESP	ALMA RACING TEAM	BEON	Dunlop	11	22:12.390	+8.247	124.3	4	1:58.833	126.7
8	19	NATHAN THOMAS GOUKER	USA		BEON	Dunlop	11	22:17.245	+13.102	123.8	4	2:00.189	125.3
9	99	DAVID SANCHEZ	ESP		TPR	Dunlop	11	22:17.526	+13.383	123.8	10	2:00.202	125.2
10	77	ALEXANDRE CABA	POR	TEAM MOTO CLUBE DE LOULE	BEON	Dunlop	11	22:17.609	+13.466	123.8	10	2:00.271	125.2
11	98	EDGAR SILVEN	ESP	ETG RACING	BEON	Dunlop	11	22:38.772	+34.629	121.9	10	2:02.367	123.0
12	72	FERMIN VALERO	ESP	ASPAR KSB TECHNICAL ACADEMY	BEON	Dunlop	11	22:38.873	+34.730	121.9	11	2:02.472	122.9
13	56	SAM LORIS GARDNER	GBR		CORSE FACTORY	Dunlop	11	22:39.409	+35.266	121.8	6	2:02.274	123.1
14	41	IVAN MAIOROV			BEON	Dunlop	11	22:39.432	+35.289	121.8	3	2:02.053	123.3
15	23	ANTHONY LUPO JR.	ESP		BEON	Dunlop	11	22:39.494	+35.351	121.8	8	2:02.375	123.0
16	93	TANUTCHANON SRIPETCHSUWAN	ESP	FRANDO RACING VHC TEAM LIQUI MOLY	CORSE FACTORY	Dunlop	11	22:40.223	+36.080	121.8	9	2:02.392	123.0
17	55	GONÇALO DE MELO	POR		MIR RACING	DUNLOP	11	22:51.571	+47.428	120.7	10	2:03.430	122.0

<b>Pole:</b>		LEONARDO CASADEI		
<b>Vuelta rápida:</b>	Vlt.4	LEONARDO CASADEI	1:58.629	126.9 Km/h

Hora de publicación: 09:40

Estado de pista: SECO

<b>Diretor de Carrera:</b> João Pedro Lima		<b>Timekeeper:</b> Jorge Pinto	
---	---	-----------------------------------	---



### MOTO 4

ESBK CIRCUITO DO ESTORIL II 30 AGOSTO Y 1 SEP.  
CARRERA 2 (11 Vlt., 46,0 km.)

#### Parrilla de salida

41 MAIOROV, IVAN	17	55 DE MELO, GONCALO	16	<b>6</b>
72 VALERO, FERMIN	15	23 LUPO JR., ANTHONY	14	
98 SILVEN, EDGAR	12	94 OSORIO, ENEKO	11	
93 SRIPETCHSUWAN, TAI	9	99 SANCHEZ, DAVID	8	
77 CABA, ALEXANDRE	6	19 GOUKER, NATHAN TH	5	
89 RUZ, ERIC	3	85 ZARAGOZA, ENZO	2	
		44 CASADEI, LEONARDO	1	<b>1</b>

↓ Pole

19:10

Diretor de Carrera:  
João Pedro Lima



Timekeeper  
Jorge Pinto





# MOTO 4

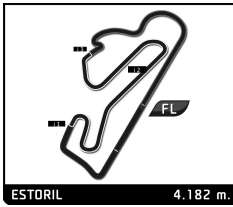
## ESBK CIRCUITO DO ESTORIL II 30 AGOSTO Y 1 SEP.

### CARRERA 2

#### Vuelta a vuelta

— Vuelta invalidada    ■ Mejor Personal    ■ Mejor de la sesión    B Cruzando por el pit lane

Vlt.	Tiempo	Sector 1	Sector 2	Sector 3	Sector 4	T. Sesión	Vlt.	Tiempo	Sector 1	Sector 2	Sector 3	Sector 4	T. Sesión	
<b>4</b>	<b>IRFAN QABIL</b> MAS							<b>41</b>	<b>IVAN MAIOROV</b> BEON					
	FRANDO RACING VHC TEAM LIQUI CORSE FACTORY													
1	2:05.415	29.948	31.552	26.946	36.969	2:05.415	1	2:10.359	31.804	32.060	28.281	38.214	2:10.359	
2	2:00.584	24.408	31.623	27.211	37.342	4:05.999	2	2:02.815	25.161	31.610	27.772	38.272	4:13.174	
3	1:59.518	24.417	31.221	26.987	36.893	6:05.517	3	<b>2:02.053</b>	25.079	31.636	27.566	<b>37.772</b>	6:15.227	
4	1:59.545	24.583	31.088	26.858	37.016	8:05.062	4	2:03.448	25.368	31.843	27.654	38.583	8:18.675	
5	1:59.354	24.443	31.001	<b>26.827</b>	37.083	10:04.416	5	2:03.638	25.114	32.082	28.142	38.300	10:22.313	
6	<b>1:59.326</b>	24.311	30.901	26.986	37.128	12:03.742	6	2:02.629	25.516	31.768	<b>27.336</b>	38.009	12:24.942	
7	2:00.249	24.643	31.201	27.324	37.081	14:03.991	7	2:03.173	25.156	32.087	27.736	38.194	14:28.115	
8	1:59.728	24.559	31.235	27.055	36.879	16:03.719	8	2:02.687	<b>24.873</b>	31.920	27.691	38.203	16:30.802	
9	1:59.587	25.042	30.923	27.011	<b>36.641</b>	18:03.306	9	2:02.888	25.451	<b>31.552</b>	27.873	38.012	18:33.690	
10	2:01.035	<b>24.139</b>	31.316	27.161	38.419	20:04.341	10	2:03.286	25.037	31.893	27.868	38.488	20:36.976	
11	1:59.865	24.820	<b>30.824</b>	27.047	37.174	22:04.206	11	2:02.456	25.006	31.908	27.452	38.090	22:39.432	
<b>19</b>	<b>NATHAN THOMAS GOUKER</b> USA							<b>44</b>	<b>LEONARDO CASADEI</b> ITA					
	BEON								IGAXTEAM BEON					
1	2:06.502	30.242	31.455	27.157	37.648	2:06.502	1	2:05.381	29.777	31.157	27.310	37.137	2:05.381	
2	2:00.323	24.834	31.412	27.133	<b>36.944</b>	4:06.825	2	2:01.179	25.140	31.016	27.731	37.292	4:06.560	
3	2:00.215	24.578	31.285	26.905	37.447	6:07.040	3	2:00.167	24.440	30.987	27.177	37.563	6:06.727	
4	<b>2:00.189</b>	<b>24.561</b>	31.294	<b>26.880</b>	37.454	8:07.229	4	<b>1:58.629</b>	24.464	30.814	<b>26.899</b>	<b>36.452</b>	8:05.356	
5	2:01.233	24.791	31.592	27.264	37.586	10:08.462	5	2:00.358	24.880	<b>30.759</b>	27.078	37.641	10:05.714	
6	2:01.138	24.708	31.616	27.249	37.565	12:09.600	6	1:58.781	<b>23.977</b>	30.819	26.921	37.064	12:04.495	
7	2:02.065	24.903	31.892	27.352	37.918	14:11.665	7	1:59.996	24.425	30.856	27.447	37.268	14:04.491	
8	2:01.979	24.827	31.837	27.256	38.059	16:13.644	8	1:59.339	24.440	31.180	27.104	36.615	16:03.830	
9	2:01.620	24.852	31.719	27.317	37.732	18:15.264	9	1:59.537	24.244	31.128	27.069	37.096	18:03.367	
10	2:01.159	24.895	31.597	27.162	37.505	20:16.423	10	2:00.885	24.602	31.042	27.215	38.026	20:04.252	
11	2:00.822	24.949	<b>31.260</b>	27.100	37.513	22:17.245	11	2:00.163	25.105	30.860	27.307	36.891	22:04.415	
<b>23</b>	<b>ANTHONY LUPO JR.</b> ESP							<b>55</b>	<b>GONÇALO DE MELO</b> POR					
	BEON								MIR RACING					
1	2:09.418	31.514	31.591	28.708	<b>37.605</b>	2:09.418	1	2:11.522	32.428	32.767	27.961	38.366	2:11.522	
2	2:03.156	24.938	31.936	28.066	38.216	4:12.574	2	2:04.061	25.130	32.509	27.984	38.438	4:15.583	
3	2:02.774	25.202	31.668	27.934	37.970	6:15.348	3	2:03.978	25.159	32.530	27.849	38.440	6:19.561	
4	2:03.465	25.321	31.865	28.177	38.102	8:18.813	4	2:04.111	25.283	32.586	27.721	38.521	8:23.672	
5	2:03.110	25.025	31.941	27.798	38.346	10:21.923	5	2:03.940	<b>25.060</b>	32.605	27.750	38.525	10:27.612	
6	2:03.378	25.794	<b>31.472</b>	28.331	37.781	12:25.301	6	2:04.040	25.071	32.723	27.874	38.372	12:31.652	
7	2:03.221	25.029	31.848	28.268	38.076	14:28.522	7	2:04.495	25.229	32.811	27.825	38.630	14:36.147	
8	<b>2:02.375</b>	24.874	31.535	27.910	38.056	16:30.897	8	2:04.446	25.277	32.979	27.821	38.369	16:40.593	
9	2:02.858	<b>24.816</b>	31.915	27.850	38.277	18:33.755	9	2:04.004	25.410	32.547	27.737	38.310	18:44.597	
10	2:03.139	25.248	31.678	28.153	38.060	20:36.894	10	<b>2:03.430</b>	25.154	32.391	27.667	<b>38.218</b>	20:48.027	
11	2:02.600	25.144	31.767	<b>27.417</b>	38.272	22:39.494	11	2:03.544	25.068	<b>32.341</b>	<b>27.637</b>	38.498	22:51.571	
<b>27</b>	<b>RICCARDO MICHIELIN</b> ITA							<b>56</b>	<b>SAM LORIS GARDNER</b> GBR					
	BEON								CORSE FACTORY					
1	2:05.365	29.580	31.198	27.200	37.387	2:05.365	1	2:10.416	31.924	31.836	28.254	38.402	2:10.416	
2	2:00.708	24.522	31.630	27.460	37.096	4:06.073	2	2:03.261	25.313	31.519	28.218	38.211	4:13.677	
3	2:00.313	24.585	31.066	27.243	37.419	6:06.386	3	2:02.304	25.160	31.519	27.872	<b>37.753</b>	6:15.981	
4	<b>1:58.934</b>	24.350	30.847	<b>26.795</b>	36.942	8:05.320	4	2:03.316	25.035	31.635	28.475	38.171	8:19.297	
5	1:59.397	<b>24.173</b>	31.077	26.963	37.184	10:04.717	5	2:02.904	25.262	<b>31.507</b>	28.342	37.793	10:22.201	
6	1:59.906	24.255	31.260	27.069	37.322	12:04.623	6	<b>2:02.274</b>	<b>24.780</b>	31.886	27.721	37.887	12:24.475	
7	2:00.508	24.475	30.974	27.277	37.782	14:05.131	7	2:02.724	25.122	31.891	27.948	37.763	14:27.199	
8	1:59.118	24.393	30.870	27.023	<b>36.832</b>	16:04.249	8	2:03.480	24.987	32.067	28.145	38.281	16:30.679	
9	1:59.844	24.707	30.924	27.128	37.085	18:04.093	9	2:03.073	24.971	31.839	27.870	38.393	18:33.752	
10	2:00.289	24.246	<b>30.689</b>	27.111	38.243	20:04.382	10	2:03.116	25.482	31.508	28.301	37.825	20:36.868	
11	1:59.927	24.395	31.172	26.927	37.433	22:04.309	11	2:02.541	24.910	31.641	<b>27.702</b>	38.288	22:39.409	



# MOTO 4

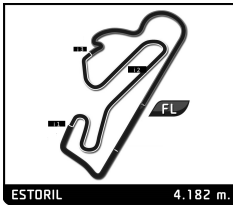
## ESBK CIRCUITO DO ESTORIL II 30 AGOSTO Y 1 SEP.

### CARRERA 2

Vuelta a vuelta

— Vuelta invalidada ■ Mejor Personal ■ Mejor de la sesión B Cruzando por el pit lane

Vlt.	Tiempo	Sector 1	Sector 2	Sector 3	Sector 4	T. Sesión	Vlt.	Tiempo	Sector 1	Sector 2	Sector 3	Sector 4	T. Sesión		
<b>66</b>	<b>TOMAS TURETTA</b>						ESP	<b>89</b>	<b>ERIC RUZ</b>						ESP
	ALMA RACING TEAM						BEON		IGAXTEAM						BEON
1	2:05.025	29.366	31.187	27.241	37.231	2:05.025	1	2:04.161	28.923	31.139	26.919	37.180	2:04.161		
2	2:01.447	24.925	31.615	27.503	37.404	4:06.472	2	1:59.671	24.514	31.138	<b>26.820</b>	37.199	4:03.832		
3	2:00.153	24.604	31.019	27.154	37.376	6:06.625	3	1:59.825	24.530	31.165	26.870	37.260	6:03.657		
4	<b>1:58.833</b>	24.647	<b>30.784</b>	<b>26.913</b>	<b>36.489</b>	8:05.458	4	1:59.983	24.591	31.192	26.928	37.272	8:03.640		
5	2:01.914	<b>24.369</b>	30.815	27.146	39.584	10:07.372	5	2:00.160	24.446	31.221	26.918	37.575	10:03.800		
6	2:00.537	24.512	31.395	27.075	37.555	12:07.909	6	1:59.960	24.477	31.156	27.056	37.271	12:03.760		
7	2:00.917	24.467	31.455	27.250	37.745	14:08.826	7	2:00.271	24.582	31.260	27.402	37.027	14:04.031		
8	2:01.011	24.577	31.555	27.029	37.850	16:09.837	8	1:59.709	<b>24.445</b>	31.303	26.956	37.005	16:03.740		
9	2:00.851	24.551	31.432	27.171	37.697	18:10.688	9	<b>1:59.508</b>	24.580	30.920	27.169	<b>36.839</b>	18:03.248		
10	2:00.846	24.560	31.539	27.124	37.623	20:11.534	10	2:01.204	24.536	<b>30.882</b>	27.164	38.622	20:04.452		
11	2:00.856	24.601	31.462	27.005	37.788	22:12.390	11	1:59.691	24.631	30.966	27.112	36.982	22:04.143		
<b>72</b>	<b>FERMIN VALERO</b>						ESP	<b>93</b>	<b>TANUTCHANON SRIPETCHSUWAN</b>						ESP
	ASPAR KSB TECHNICAL ACADEMY						BEON		FRANCO RACING VHC TEAM LIQUI						CORSE FACTORY
1	2:09.343	31.418	31.747	28.067	38.111	2:09.343	1	2:10.030	31.024	31.985	28.654	38.367	2:10.030		
2	2:02.910	25.120	31.768	27.789	38.233	4:12.253	2	2:03.567	25.160	31.850	28.220	38.337	4:13.597		
3	2:02.785	25.199	31.870	27.518	38.198	6:15.038	3	2:03.055	24.964	31.753	28.360	37.978	6:16.652		
4	2:03.860	25.827	31.671	27.914	38.448	8:18.898	4	2:02.959	24.993	<b>31.529</b>	28.074	38.363	8:19.611		
5	2:03.016	25.041	32.016	27.960	37.999	10:21.914	5	2:03.452	25.155	31.677	28.199	38.421	10:23.063		
6	2:02.645	25.116	31.967	27.675	37.887	12:24.559	6	2:03.148	25.326	31.713	27.928	38.181	12:26.211		
7	2:02.820	25.097	31.900	27.488	38.335	14:27.379	7	2:03.028	25.071	31.696	28.040	38.221	14:29.239		
8	2:03.071	<b>24.969</b>	31.974	27.996	38.132	16:30.450	8	2:03.041	<b>24.845</b>	31.844	27.948	38.404	16:32.280		
9	2:03.261	25.499	31.575	27.998	38.189	18:33.711	9	<b>2:02.392</b>	24.955	31.569	<b>27.858</b>	38.010	18:34.672		
10	2:02.690	25.694	<b>31.496</b>	27.768	<b>37.732</b>	20:36.401	10	2:02.445	24.938	31.588	28.130	<b>37.789</b>	20:37.117		
11	<b>2:02.472</b>	25.170	31.917	<b>27.265</b>	38.120	22:38.873	11	2:03.106	25.232	31.623	28.196	38.055	22:40.223		
<b>77</b>	<b>ALEXANDRE CABA</b>						POR	<b>94</b>	<b>ENEKO OSORIO</b>						ESP
	TEAM MOTO CLUBE DE LOULE						BEON		FRANCO RACING VHC TEAM LIQUI						CORSE FACTORY
1	2:07.191	30.426	31.838	27.435	37.492	2:07.191	1	2:05.728	30.488	31.184	27.343	36.713	2:05.728		
2	2:00.309	24.412	<b>31.191</b>	27.436	37.270	4:07.500	2	2:00.247	24.486	31.228	27.101	37.432	4:05.975		
3	2:00.718	<b>24.364</b>	31.457	27.379	37.518	6:08.218	3	1:59.538	24.485	31.231	<b>27.071</b>	36.751	6:05.513		
4	2:00.849	24.427	31.489	27.337	37.596	8:09.067	4	1:59.621	24.721	30.953	27.440	<b>36.507</b>	8:05.134		
5	2:01.369	25.081	31.338	27.378	37.572	10:10.436	5	1:59.638	24.161	31.326	27.092	37.059	10:04.772		
6	2:01.460	24.676	31.359	27.643	37.782	12:11.896	6	<b>1:59.108</b>	<b>24.032</b>	<b>30.851</b>	27.083	37.142	12:03.880		
7	2:01.882	24.440	31.701	27.597	38.144	14:13.778	7	2:00.235	24.627	31.119	27.165	37.324	14:04.115		
8	2:01.502	24.587	31.702	27.724	37.489	16:15.280	8	1:59.647	24.576	31.152	27.140	36.779	16:03.762		
9	2:01.181	24.597	31.502	27.592	37.490	18:16.461	9	1:59.604	24.621	31.065	27.140	36.778	18:03.366		
10	<b>2:00.271</b>	24.891	31.242	<b>27.111</b>	<b>37.027</b>	20:16.732	10	2:00.904	24.153	31.232	27.277	38.242	20:04.270		
11	2:00.877	24.522	31.324	27.510	37.521	22:17.609	11	1:59.970	24.703	31.051	27.247	36.969	22:04.240		
<b>85</b>	<b>ENZO ZARAGOZA</b>						ESP	<b>98</b>	<b>EDGAR SILVEN</b>						ESP
	IGAXTEAM						BEON		ETG RACING						BEON
1	2:05.019	29.269	31.227	27.244	37.279	2:05.019	1	2:09.298	31.105	31.949	27.999	38.245	2:09.298		
2	2:00.898	25.143	31.251	27.463	37.041	4:05.917	2	2:03.234	25.313	31.763	27.756	38.402	4:12.532		
3	1:59.739	24.819	30.963	27.246	36.711	6:05.656	3	2:02.550	25.124	31.696	27.583	38.147	6:15.082		
4	1:59.484	24.363	31.145	<b>26.816</b>	37.160	8:05.140	4	2:03.537	25.404	31.823	27.851	38.459	8:18.619		
5	1:59.695	24.537	30.923	27.256	36.979	10:04.835	5	2:03.290	25.535	31.695	27.827	38.233	10:21.909		
6	<b>1:59.058</b>	24.278	<b>30.702</b>	27.097	36.981	12:03.893	6	2:03.287	25.297	31.883	27.973	38.134	12:25.196		
7	2:00.278	24.756	31.062	27.457	37.003	14:04.171	7	2:02.949	24.992	32.004	27.852	38.101	14:28.145		
8	1:59.681	24.581	31.143	27.246	36.711	16:03.852	8	2:02.997	24.939	31.870	27.950	38.238	16:31.142		
9	1:59.652	24.956	30.949	27.136	<b>36.611</b>	18:03.504	9	2:02.861	25.225	<b>31.576</b>	27.916	38.144	18:34.003		
10	2:00.871	<b>24.153</b>	31.043	27.307	38.368	20:04.375	10	<b>2:02.367</b>	<b>24.916</b>	31.659	27.710	<b>38.082</b>	20:36.370		
11	1:59.980	24.665	31.045	27.317	36.953	22:04.355	11	2:02.402	25.086	31.654	<b>27.523</b>	38.139	22:38.772		

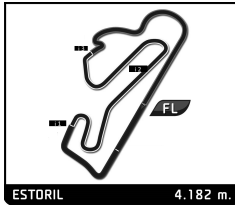


**MOTO 4**  
**ESBK CIRCUITO DO ESTORIL II 30 AGOSTO Y 1 SEP.**  
**CARRERA 2**

Vuelta a vuelta

— Vuelta invalidada    ■ Mejor Personal    ■ Mejor de la sesión    B Cruzando por el pit lane

Vlt.	Tiempo	Sector 1	Sector 2	Sector 3	Sector 4	T. Sesión	Vlt.	Tiempo	Sector 1	Sector 2	Sector 3	Sector 4	T. Sesión	
<b>99</b>	<b>DAVID SANCHEZ</b>						ESP							
						TPR								
1	2:06.928	29.830	31.606	27.860	37.632	2:06.928								
2	2:00.550	24.513	<b>31.262</b>	27.424	37.351	4:07.478								
3	2:00.730	24.485	31.361	27.495	37.389	6:08.208								
4	2:00.855	24.584	31.421	27.400	37.450	8:09.063								
5	2:01.482	24.685	31.596	27.380	37.821	10:10.545								
6	2:01.583	24.433	31.455	27.855	37.840	12:12.128								
7	2:01.775	<b>24.366</b>	31.654	27.643	38.112	14:13.903								
8	2:01.297	24.715	31.519	27.540	37.523	16:15.200								
9	2:01.265	24.589	31.555	27.385	37.736	18:16.465								
10	<b>2:00.202</b>	24.517	31.311	<b>27.245</b>	<b>37.129</b>	20:16.667								
11	2:00.859	24.448	31.541	27.581	37.289	22:17.526								

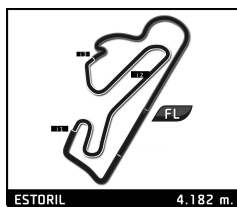


## MOTO 4

### ESBK CIRCUITO DO ESTORIL II 30 AGOSTO Y 1 SEP. CARRERA 2

#### Mejores tiempos de sector

Sector 1			Sector 2			Sector 3			Sector 4			Vuelta		Mejor Vuelta
Pos	Nº Piloto	Tiempo	Nº Piloto	Tiempo	Nº Piloto	Tiempo	Nº Piloto	Tiempo	Pos	Nº	Ideal			
1	44 L.CASADEI	23.977	27 R.MICHIELIN	30.689	27 R.MICHIELIN	26.795	44 L.CASADEI	36.452	1	44	1:58.087	1:58.629 (1)		
2	94 E.OSORIO	24.032	85 E.ZARAGOZA	30.702	85 E.ZARAGOZA	26.816	66 T.TURETTA	36.489	2	85	1:58.282	1:59.058 (4)		
3	4 I.QABIL	24.139	44 L.CASADEI	30.759	89 E.RUZ	26.820	94 E.OSORIO	36.507	3	4	1:58.401	1:59.326 (6)		
4	85 E.ZARAGOZA	24.153	66 T.TURETTA	30.784	4 I.QABIL	26.827	4 I.QABIL	36.611	4	94	1:58.461	1:59.108 (5)		
5	27 R.MICHIELIN	24.173	4 I.QABIL	30.824	19 N.GOUKER	26.880	85 E.ZARAGOZA	36.611	5	27	1:58.489	1:58.934 (3)		
6	77 A.CABA	24.364	94 E.OSORIO	30.851	44 L.CASADEI	26.899	27 R.MICHIELIN	36.832	6	66	1:58.555	1:58.833 (2)		
7	99 D.SANCHEZ	24.366	89 E.RUZ	30.882	66 T.TURETTA	26.913	89 E.RUZ	36.839	7	89	1:58.986	1:59.508 (7)		
8	66 T.TURETTA	24.369	77 A.CABA	31.191	94 E.OSORIO	27.071	19 N.GOUKER	36.944	8	19	1:59.645	2:00.189 (8)		
9	89 E.RUZ	24.445	19 N.GOUKER	31.260	77 A.CABA	27.111	77 A.CABA	37.027	9	77	1:59.693	2:00.271 (10)		
10	19 N.GOUKER	24.561	99 D.SANCHEZ	31.262	99 D.SANCHEZ	27.245	99 D.SANCHEZ	37.129	10	99	2:00.002	2:00.202 (9)		
11	56 S.GARDNER	24.780	23 A.LUPO JR.	31.472	72 F.VALERO	27.265	23 A.LUPO JR.	37.605	11	23	2:01.310	2:02.375 (14)		
12	23 A.LUPO JR.	24.816	72 F.VALERO	31.496	41 I.MAIOROV	27.336	72 F.VALERO	37.732	12	72	2:01.462	2:02.472 (16)		
13	93 T.SRIPETCHSUWAN	24.845	56 S.GARDNER	31.507	23 A.LUPO JR.	27.417	56 S.GARDNER	37.753	13	41	2:01.533	2:02.053 (11)		
14	41 I.MAIOROV	24.873	93 T.SRIPETCHSUWAN	31.529	98 E.SILVEN	27.523	41 I.MAIOROV	37.772	14	56	2:01.742	2:02.274 (12)		
15	98 E.SILVEN	24.916	41 I.MAIOROV	31.552	55 G.DE MELO	27.637	93 T.SRIPETCHSUWAN	37.789	15	93	2:02.021	2:02.392 (15)		
16	72 F.VALERO	24.969	98 E.SILVEN	31.576	56 S.GARDNER	27.702	98 E.SILVEN	38.082	16	98	2:02.097	2:02.367 (13)		
17	55 G.DE MELO	25.060	55 G.DE MELO	32.341	93 T.SRIPETCHSUWAN	27.858	55 G.DE MELO	38.218	17	55	2:03.256	2:03.430 (17)		



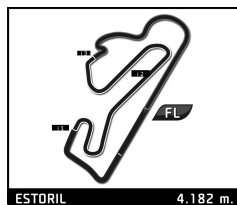
## MOTO 4

ESBK CIRCUITO DO ESTORIL II 30 AGOSTO Y 1 SEP.

CARRERA 2

Planing

Nº	Pos	Parrilla	Vit.										
			1	2	3	4	5	6	7	8	9	10	11
44	1	44	89	89	89	89	89	4	4	4	89	44	89
85	2	85	85	85	94	4	4	89	89	89	4	94	4
89	3	89	66	94	4	94	27	94	94	94	94	4	94
66	4	66	27	4	85	85	94	85	85	44	44	85	27
19	5	19	44	27	27	27	85	44	44	85	85	27	85
77	6	77	4	66	66	44	44	27	27	27	27	89	44
27	7	27	94	44	44	66	66	66	66	66	66	66	66
99	8	99	19	19	19	19	19	19	19	19	19	19	19
93	9	93	99	99	99	99	77	77	77	99	77	99	99
4	10	4	77	77	77	77	99	99	99	77	99	77	77
94	11	94	98	72	72	98	98	56	56	72	41	98	98
98	12	98	72	98	98	41	72	72	72	56	72	72	72
56	13	56	23	23	41	23	23	41	41	41	56	56	56
23	14	23	93	41	23	72	56	98	98	23	23	23	41
72	15	72	41	93	56	56	41	23	23	98	98	41	23
55	16	55	56	56	93	93	93	93	93	93	93	93	93
41	17	41	55	55	55	55	55	55	55	55	55	55	55



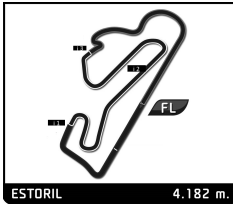
## MOTO 4

ESBK CIRCUITO DO ESTORIL II 30 AGOSTO Y 1 SEP.  
Después de CARRERA 2

Velocidad máxima del evento

Nº Piloto	Equipo	Moto	Clase	V.Max	Vit.	Sesión
85 ENZO ZARAGOZA	IGAXTEAM	BEON		192.6	6	CARRERA 1
4 IRFAN QABIL	FRANDO RACING VHC TEAM LIQUI MOLY	CORSE FACTORY		191.9	2	CARRERA 1
44 LEONARDO CASADEI	IGAXTEAM	BEON		191.9	3	CARRERA 1
89 ERIC RUZ	IGAXTEAM	BEON		190.6	6	CARRERA 1
93 TANUTCHANON SRIPETCHSUWAN	FRANDO RACING VHC TEAM LIQUI MOLY	CORSE FACTORY		189.9	5	CARRERA 2
94 ENEKO OSORIO	FRANDO RACING VHC TEAM LIQUI MOLY	CORSE FACTORY		188.6	6	CARRERA 2
99 DAVID SANCHEZ		TPR		187.7	3	ENTRENAMIENTOS LI
23 ANTHONY LUPO JR.		BEON		187.3	9	CARRERA 1
27 RICCARDO MICHIELIN	ASPAR KSB TECHNICAL ACADEMY	BEON		187.0	11	CARRERA 1
56 SAM LORIS GARDNER		CORSE FACTORY		187.0	5	CARRERA 2
77 ALEXANDRE CABA	TEAM MOTO CLUBE DE LOULE	BEON		187.0	2	CARRERA 2
98 EDGAR SILVEN	ETG RACING	BEON		186.7	4	ENTRENAMIENTO CR
19 NATHAN THOMAS GOUKER		BEON		186.4	8	CARRERA 1
55 GONÇALO DE MELO		MIR RACING		186.4	6	CARRERA 1
66 TOMAS TURETTA	ALMA RACING TEAM	BEON		185.5	4	CARRERA 2
72 FERMIN VALERO	ASPAR KSB TECHNICAL ACADEMY	BEON		183.3	4	CARRERA 1
41 IVAN MAIOROV		BEON		181.2	8	CARRERA 1



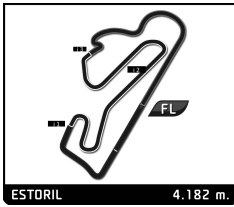


## MOTO 4

### ESBK CIRCUITO DO ESTORIL II 30 AGOSTO Y 1 SEP. CARRERA 2

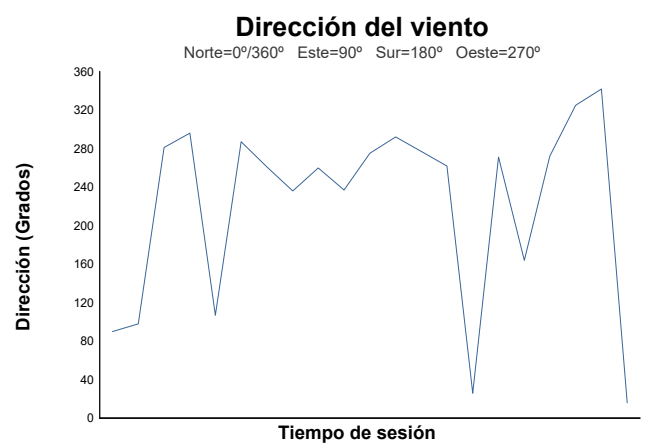
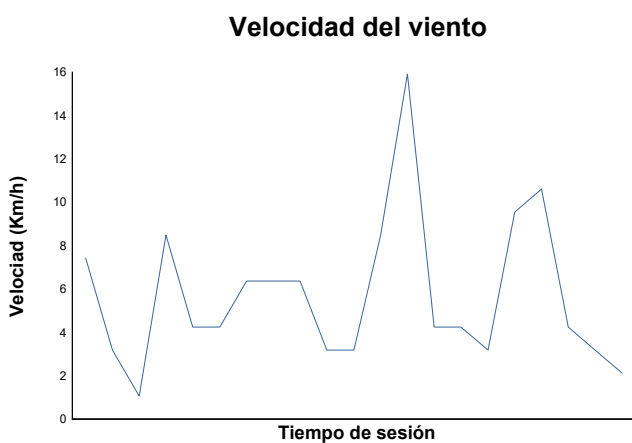
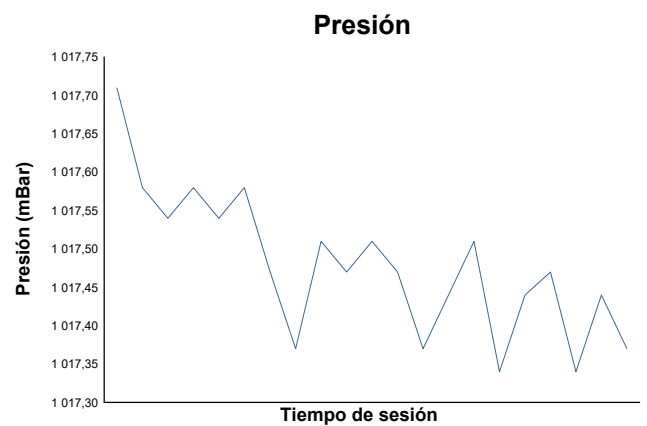

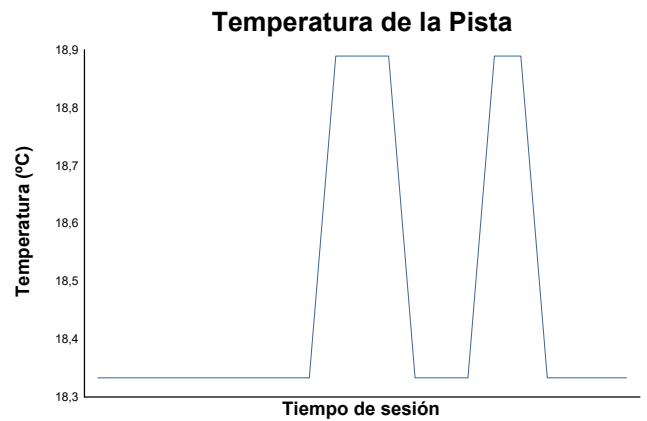
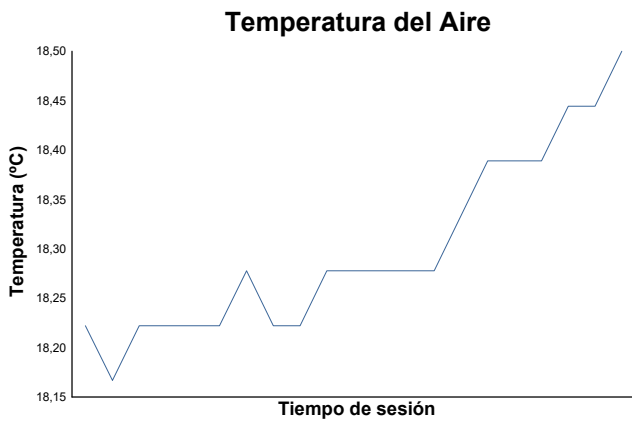
#### Mejores velocidades máximas

Nº Piloto	Equipo	Clase	V.Max 1		V.Max 2		V.Max 3		V.Max 4		V.Max 5		Pro
			Km/h	Vlt.	Km/h	Vlt.	Km/h	Vlt.	Km/h	Vlt.	Km/h	Vlt.	
85 ENZO ZARAGOZA	IGAXTEAM		191.9	10	187.0	6	184.5	11	183.6	9	182.1	8	185,8
93 TANUTCHANON SRIPETCH	FRANDO RACING VHC TEAM LIQUI MOLY		189.9	5	188.0	10	184.8	2	184.5	8	184.2	3	186,3
44 LEONARDO CASADEI	IGAXTEAM		189.0	3	188.6	7	188.6	4	187.7	8	186.7	6	188,1
94 ENEKO OSORIO	FRANDO RACING VHC TEAM LIQUI MOLY		188.6	10	188.6	6	187.0	5	187.0	2	181.8	8	186,6
89 ERIC RUZ	IGAXTEAM		187.3	11	183.0	9	182.7	10	181.8	8	180.6	5	183,1
77 ALEXANDRE CABA	TEAM MOTO CLUB DE LOULE		187.0	2	185.8	3	183.6	11	183.3	9	183.3	4	184,6
56 SAM LORIS GARDNER			187.0	5	184.8	2	184.5	3	182.7	11	182.7	4	184,3
4 IRFAN QABIL	FRANDO RACING VHC TEAM LIQUI MOLY		186.7	2	185.5	10	184.5	3	183.6	5	182.4	6	184,5
27 RICCARDO MICHIELIN	ASPAR KSB TECHNICAL ACADEMY		186.7	9	186.1	7	185.8	5	185.5	6	185.1	10	185,8
19 NATHAN THOMAS GOUKE			186.1	4	184.5	3	180.6	5	180.6	2	178.8	6	182,1
98 EDGAR SILVEN	ETG RACING		186.1	9	184.5	10	183.6	7	179.7	3	177.1	4	182,2
99 DAVID SANCHEZ			186.1	6	185.5	3	185.1	2	184.5	5	183.3	11	184,9
66 TOMAS TURETTA	ALMA RACING TEAM		185.5	4	185.1	5	184.2	3	178.5	6	177.7	9	182,2
23 ANTHONY LUPO JR.			184.5	9	182.7	4	181.5	2	181.2	7	180.6	5	182,1
41 IVAN MAIOROV			180.9	11	180.6	2	180.0	9	180.0	6	178.5	7	180,0
72 FERMIN VALERO	ASPAR KSB TECHNICAL ACADEMY		179.4	5	178.5	2	175.1	6	173.8	11	173.5	9	176,1
55 GONÇALO DE MELO			171.3	2	170.0	10	169.7	5	169.2	6	168.7	8	169,8



**ESBK CIRCUITO DO ESTORIL II 30 AGOSTO Y 1 SEP.**  
**MOTO 4**  
**CARRERA 2**

Informe meteorológico



Estado de pista: **SECO**