

## BeOn JUNIOR CUP

ESBK CIRCUITO DO ESTORIL II 30 AGOS  
CARRERA 2 (15 Vlt., 62,7 km.)

### Clasificación

Nº Piloto	Nac	Equipo	Moto	Neum. Cl.	Vlts.	Tiempo Total	Dif.	Km/h	Mejor Vuelta		
									Vlt.	Tiempo Km/h	
1	67	CASEY JAMES O'GORMAN	IRL SUPERHUGO 44 TEAM	BeOn	Pirelli	15	26:03.668	- 144.4	6	1:43.284	145.8
2	54	JESUS RIOS	ESP MRE TALENT	BeOn	Pirelli	15	26:07.267	+3.599	4	1:43.448	145.5
3	70	IAROSLAV KARPUSHIN	EST FRANDO RACING VHC TEAM LIQUI MOLY	BeOn	Pirelli	15	26:07.298	+3.630	5	1:43.713	145.2
4	94	FACUNDO ANDRES LLAMBIAS	URU	BeOn	Pirelli	15	26:07.307	+3.639	4	1:43.719	145.2
5	18	PABLO OLIVARES	ESP QRG CERRO -GROUP	BeOn	Pirelli	15	26:23.234	+19.566	3	1:44.705	143.8
6	32	MARCOS LUDENA	ESP ASPAR KSB TECHNICAL ACADEMY	BeOn	Pirelli	15	26:35.914	+32.246	3	1:45.532	142.7
7	17	PEDRO ALOMAR	ESP IGAXTEAM	BeOn	Pirelli	15	26:35.982	+32.314	5	1:45.336	142.9
8	34	JACOBO HINOJOSA	ESP QRG CERRO-GROUP	BeOn	Pirelli	15	26:42.380	+38.712	13	1:45.982	142.1
9	7	DAVID JIMENEZ	ESP IGAXTEAM	BeOn	Pirelli	15	26:42.488	+38.820	7	1:45.951	142.1
10	3	JEAN KENTO TURNER	JPN ILUSION RACING	BeOn	Pirelli	15	26:42.806	+39.138	14	1:45.875	142.2

#### Retirados

11	JOHANN REEVES EMMANUEL	IND	ILUSION RACING	BeOn	Pirelli	1	1:54.711				
----	------------------------	-----	----------------	------	---------	---	----------	--	--	--	--

Pole: CASEY JAMES O'GORMAN

Vuelta rápida: Vlt.6 CASEY JAMES O'GORMAN 1:43.284 145.8 Km/h

Hora de publicación: 11:45

Estado de pista: SECO

<p>Diretor de Carrera: João Pedro Lima</p> 	<p>Timekeeper Jorge Pinto</p> 
--	---



## BeOn JUNIOR CUP

ESBK CIRCUITO DO ESTORIL II 30 AGOSTO Y 1 SEP.

CARRERA 2 (15 Vlt., 62,7 km.)

REVISADA

Parrilla de salida

7 JIMENEZ. DAVID   9	11 EMMANUEL. JOHANN I   11	17 ALOMAR. PEDRO   10	4
32 LUDEÑA. MARCOS   6	3 TURNER. JEAN KENTO   8	34 HINOJOSA. JACOBO   7	3
54 RIOS. JESUS   3	18 OLIVARES. PABLO   5	70 KARPUSHIN. IAROSLA   4	2
	94 LLAMBIAS. FACUNDO   2	67 O'GORMAN. CASEY JA   1	1

↓ Pole

10:15

Diretor de Carrera:

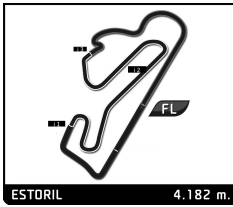
João Pedro Lima



Timekeeper

Jorge Pinto





# BeOn JUNIOR CUP

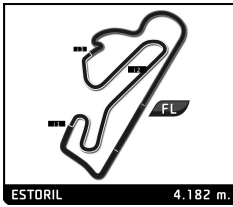
## ESBK CIRCUITO DO ESTORIL II 30 AGOSTO Y 1 SEP.

### CARRERA 2

#### Vuelta a vuelta

— Vuelta invalidada    ■ Mejor Personal    ■ Mejor de la sesión    B Cruzando por el pit lane

Vlt.	Tiempo	Sector 1	Sector 2	Sector 3	Sector 4	T. Sesión	Vlt.	Tiempo	Sector 1	Sector 2	Sector 3	Sector 4	T. Sesión		
<b>3</b>	<b>JEAN KENTO TURNER</b>						JPN	15	1:45.976	21.119	27.001	24.373	33.483	26:35.982	
	ILUSION RACING						BeOn	<b>18</b>	<b>PABLO OLIVARES</b>						ESP
1	1:51.188	26.486	26.976	24.602	<b>33.124</b>	1:51.188		1:49.223	25.684	<b>26.519</b>	24.257	<b>32.763</b>	1:49.223		
2	1:46.054	21.426	26.906	<b>24.361</b>	33.361	3:37.242		2:1:44.760	21.055	26.554	24.082	33.069	3:33.983		
3	1:45.929	21.380	26.901	24.385	33.263	5:23.171		3: <b>1:44.705</b>	21.134	26.649	<b>23.945</b>	32.977	5:18.688		
4	1:46.575	21.591	27.000	24.427	33.557	7:09.746		4: 1:45.241	21.103	26.703	24.168	33.267	7:03.929		
5	1:46.585	21.653	26.982	24.437	33.513	8:56.331		5: 1:44.958	<b>21.045</b>	26.691	24.025	33.197	8:48.887		
6	1:47.089	21.660	26.955	24.974	33.500	10:43.420		6: 1:45.176	21.123	26.814	24.060	33.179	10:34.063		
7	1:48.265	23.028	26.986	24.757	33.494	12:31.685		7: 1:45.229	21.128	26.699	24.083	33.319	12:19.292		
8	1:46.650	21.656	26.820	24.616	33.558	14:18.335		8: 1:45.175	21.106	26.651	24.099	33.319	14:04.467		
9	1:46.762	21.639	26.980	24.713	33.430	16:05.097		9: 1:45.450	21.131	26.862	24.066	33.391	15:49.917		
10	1:46.251	21.488	26.944	24.465	33.354	17:51.348		10: 1:45.671	21.226	26.864	24.157	33.424	17:35.588		
11	1:46.829	21.461	27.373	24.559	33.436	19:38.177		11: 1:45.705	21.079	26.767	24.355	33.504	19:21.293		
12	1:46.076	21.557	26.890	24.398	33.231	21:24.253		12: 1:45.365	21.128	26.709	24.048	33.480	21:06.658		
13	1:46.180	21.450	27.035	24.366	33.329	23:10.433		13: 1:45.545	21.192	26.721	24.144	33.488	22:52.203		
14	<b>1:45.875</b>	<b>21.342</b>	<b>26.679</b>	24.474	33.380	24:56.308		14: 1:45.574	21.077	26.759	24.210	33.528	24:37.777		
15	1:46.498	21.484	26.934	24.590	33.490	26:42.806		15: 1:45.457	21.125	26.720	24.129	33.483	26:23.234		
<b>7</b>	<b>DAVID JIMENEZ</b>						ESP	<b>32</b>	<b>MARCOS LUDEÑA</b>						ESP
	IGAXTEAM						BeOn		ASPAR KSB TECHNICAL ACADEMY						BeOn
1	1:51.762	26.621	26.890	25.097	33.154	1:51.762		1	1:49.790	25.756	26.817	<b>24.082</b>	33.135	1:49.790	
2	1:46.034	21.438	26.806	24.704	33.086	3:37.796		2	1:45.840	21.701	<b>26.599</b>	24.428	<b>33.112</b>	3:35.630	
3	1:46.154	21.280	27.150	24.645	<b>33.079</b>	5:23.950		3	<b>1:45.532</b>	21.323	26.866	24.231	33.112	5:21.162	
4	1:46.001	21.305	<b>26.722</b>	24.649	33.325	7:09.951		4	1:45.766	21.362	26.824	24.300	33.280	7:06.928	
5	1:46.157	<b>21.159</b>	26.937	24.581	33.480	8:56.108		5	1:45.650	21.299	26.827	24.229	33.295	8:52.578	
6	1:46.174	21.476	26.822	24.663	33.213	10:42.282		6	1:45.834	21.421	26.931	24.248	33.234	10:38.412	
7	<b>1:45.951</b>	21.257	26.849	<b>24.341</b>	33.504	12:28.233		7	1:45.658	21.450	26.771	24.236	33.201	12:24.070	
8	1:46.849	21.565	27.054	24.614	33.616	14:15.082		8	1:45.585	<b>21.181</b>	26.757	24.323	33.324	14:09.655	
9	1:46.549	21.560	26.902	24.610	33.477	16:01.631		9	1:46.175	21.341	26.764	24.401	33.669	15:55.830	
10	1:46.960	21.469	27.240	24.620	33.631	17:48.591		10	1:47.530	21.484	27.539	25.030	33.477	17:43.360	
11	1:47.007	21.574	27.089	24.711	33.633	19:35.598		11	1:46.698	21.228	27.155	24.553	33.762	19:30.058	
12	1:46.680	21.483	26.998	24.891	33.308	21:22.278		12	1:46.017	21.374	26.825	24.528	33.290	21:16.075	
13	1:46.686	21.516	27.073	24.555	33.542	23:08.964		13	1:46.926	21.730	27.027	24.412	33.757	23:03.001	
14	1:47.157	21.473	26.863	24.484	34.337	24:56.121		14	1:47.096	21.337	27.061	25.195	33.503	24:50.097	
15	1:46.367	21.439	26.909	24.678	33.341	26:42.488		15	1:45.817	21.230	26.924	24.413	33.250	26:35.914	
<b>11</b>	<b>JOHANN REEVES EMMANUEL</b>						IND	<b>34</b>	<b>JACOBO HINOJOSA</b>						ESP
	ILUSION RACING						BeOn		QRG CERRO-GROUP						BeOn
1	1:54.711	27.579	<b>27.617</b>	25.466	<b>34.049</b>	1:54.711		1	1:51.280	26.184	27.057	24.520	33.519	1:51.280	
<b>17</b>	<b>PEDRO ALOMAR</b>						ESP	2	1:46.584	21.600	26.930	24.513	33.541	3:37.864	
	IGAXTEAM						BeOn	3	1:46.630	21.292	27.048	24.793	33.497	5:24.494	
1	1:50.130	26.037	26.783	24.258	33.052	1:50.130		4	1:46.704	21.521	27.035	24.616	33.532	7:11.198	
2	1:45.519	21.219	26.730	24.401	33.169	3:35.649		5	1:46.747	21.563	27.173	24.581	33.430	8:57.945	
3	1:45.374	21.232	26.866	24.224	33.052	5:21.023		6	1:46.620	21.583	26.992	24.628	33.417	10:44.565	
4	1:46.267	21.462	27.076	24.502	33.227	7:07.290		7	1:46.898	21.568	27.098	24.617	33.615	12:31.463	
5	<b>1:45.336</b>	21.161	<b>26.723</b>	24.401	<b>33.051</b>	8:52.626		8	1:46.715	21.507	26.976	24.618	33.614	14:18.178	
6	1:45.860	21.443	26.889	24.417	33.111	10:38.486		9	1:46.582	21.439	27.090	24.550	33.503	16:04.760	
7	1:45.519	21.246	26.760	<b>24.201</b>	33.312	12:24.005		10	1:46.402	21.341	27.130	24.488	33.443	17:51.162	
8	1:45.601	21.123	26.794	24.278	33.406	14:09.606		11	1:46.292	21.266	27.237	24.370	33.419	19:37.454	
9	1:46.270	<b>21.093</b>	26.951	24.777	33.449	15:55.876		12	1:46.204	21.350	26.958	24.514	33.382	21:23.658	
10	1:47.455	21.588	27.571	24.775	33.521	17:43.331		13	<b>1:45.982</b>	21.420	26.990	24.351	<b>33.221</b>	23:09.640	
11	1:46.763	21.340	27.220	24.661	33.542	19:30.094		14	1:46.082	<b>21.216</b>	<b>26.831</b>	<b>24.239</b>	33.796	24:55.722	
12	1:45.918	21.195	26.865	24.468	33.390	21:16.012		15	1:46.658	21.457	27.167	24.505	33.529	26:42.380	
13	1:47.037	21.910	27.057	24.478	33.592	23:03.049									
14	1:46.957	21.348	26.982	25.031	33.596	24:50.006									



# BeOn JUNIOR CUP

## ESBK CIRCUITO DO ESTORIL II 30 AGOSTO Y 1 SEP.

### CARRERA 2

Vuelta a vuelta

— Vuelta invalidada    ■ Mejor Personal    ■ Mejor de la sesión    B Cruzando por el pit lane

Vlt.	Tiempo	Sector 1	Sector 2	Sector 3	Sector 4	T. Sesión	Vlt.	Tiempo	Sector 1	Sector 2	Sector 3	Sector 4	T. Sesión	
<b>54</b> JESUS RIOS ESP							1	1:48.550	25.240	26.579	23.977	32.754	1:48.550	
MRE TALENT BeOn							2	1:43.952	21.125	26.394	23.689	32.744	3:32.502	
1	1:48.753	25.296	26.616	24.057	32.784	1:48.753	3	1:44.014	20.971	26.426	23.955	32.662	5:16.516	
2	1:43.961	21.155	<b>26.309</b>	23.775	32.722	3:32.714	4	<b>1:43.719</b>	21.013	26.430	23.695	32.581	7:00.235	
3	1:43.988	20.941	26.348	23.790	32.909	5:16.702	5	1:43.768	21.095	26.253	23.934	<b>32.486</b>	8:44.003	
4	<b>1:43.448</b>	<b>20.688</b>	26.414	23.702	32.644	7:00.150	6	1:44.049	21.424	<b>26.218</b>	23.666	32.741	10:28.052	
5	1:43.830	20.924	26.362	23.931	<b>32.613</b>	8:43.980	7	1:44.030	21.082	26.352	<b>23.632</b>	32.964	12:12.082	
6	1:44.081	20.987	26.440	23.648	33.006	10:28.061	8	1:44.105	21.079	26.370	23.686	32.970	13:56.187	
7	1:44.251	21.139	26.552	23.760	32.800	12:12.312	9	1:45.053	20.948	26.458	24.745	32.902	15:41.240	
8	1:43.986	20.922	26.467	23.820	32.777	13:56.298	10	1:44.742	21.740	26.482	23.902	32.618	17:25.982	
9	1:44.817	21.109	26.494	24.188	33.026	15:41.115	11	1:44.671	21.021	26.524	24.246	32.880	19:10.653	
10	1:44.530	21.071	26.652	23.850	32.957	17:25.645	12	1:43.951	<b>20.888</b>	26.450	23.635	32.978	20:54.604	
11	1:44.949	20.971	26.789	24.154	33.035	19:10.594	13	1:44.247	21.006	26.438	23.776	33.027	22:38.851	
12	1:44.039	21.077	26.469	23.811	32.682	20:54.633	14	1:44.124	20.920	26.368	23.772	33.064	24:22.975	
13	1:44.469	21.470	26.450	23.762	32.787	22:39.102	15	1:44.332	20.902	26.493	23.719	33.218	26:07.307	
14	1:43.974	20.842	26.445	23.835	32.852	24:23.076								
15	1:44.191	21.018	26.425	<b>23.618</b>	33.130	26:07.267								
<b>67</b> CASEY JAMES O`GORMAN IRL														
SUPERHUGO 44 TEAM BeOn														
1	1:48.371	25.126	26.610	23.938	32.697	1:48.371								
2	1:43.866	21.049	26.350	23.841	32.626	3:32.237								
3	1:43.932	21.003	26.556	23.722	32.651	5:16.169								
4	1:43.689	20.829	26.466	23.688	32.706	6:59.858								
5	1:43.510	20.856	26.422	23.582	32.650	8:43.368								
6	<b>1:43.284</b>	20.818	26.436	<b>23.558</b>	<b>32.472</b>	10:26.652								
7	1:43.304	<b>20.795</b>	<b>26.285</b>	23.672	32.552	12:09.956								
8	1:43.782	20.835	26.403	23.805	32.739	13:53.738								
9	1:43.533	20.820	26.425	23.619	32.669	15:37.271								
10	1:44.045	20.885	26.527	23.796	32.837	17:21.316								
11	1:44.314	21.000	26.737	23.752	32.825	19:05.630								
12	1:43.777	20.800	26.450	23.711	32.816	20:49.407								
13	1:44.413	20.994	26.551	23.871	32.997	22:33.820								
14	1:44.555	20.921	26.588	23.927	33.119	24:18.375								
15	1:45.293	21.148	26.602	24.130	33.413	26:03.668								
<b>70</b> IAROSLAV KARPUSHIN EST														
FRANDO RACING VHC TEAM LIQUI BeOn														
1	1:48.681	25.535	26.498	24.159	32.489	1:48.681								
2	1:43.984	21.184	26.346	23.992	<b>32.462</b>	3:32.665								
3	1:44.012	20.954	26.463	24.011	32.584	5:16.677								
4	1:44.170	21.083	26.365	23.892	32.830	7:00.847								
5	<b>1:43.713</b>	<b>20.831</b>	26.317	23.883	32.682	8:44.560								
6	1:43.746	20.982	26.338	23.885	32.541	10:28.306								
7	1:44.199	21.049	26.368	23.986	32.796	12:12.505								
8	1:43.924	20.944	26.316	23.951	32.713	13:56.429								
9	1:44.739	20.845	<b>26.279</b>	24.404	33.211	15:41.168								
10	1:44.486	21.126	26.485	24.069	32.806	17:25.654								
11	1:44.998	20.833	26.772	24.453	32.940	19:10.652								
12	1:44.200	20.986	26.592	23.953	32.669	20:54.852								
13	1:44.205	21.119	26.348	<b>23.824</b>	32.914	22:39.057								
14	1:44.081	21.011	26.293	24.096	32.681	24:23.138								
15	1:44.160	21.047	26.449	23.836	32.828	26:07.298								
<b>94</b> FACUNDO ANDRES LLAMBIAS URU														
BeOn														



## BeOn JUNIOR CUP

ESBK CIRCUITO DO ESTORIL II 30 AGOSTO Y 1 SEP.  
CARRERA 2

Mejores tiempos de sector

Pos	Sector 1		Sector 2		Sector 3		Sector 4		Pos	Nº	Vuelta Ideal	Mejor Vuelta	
	Nº Piloto	Tiempo	Nº Piloto	Tiempo	Nº Piloto	Tiempo	Nº Piloto	Tiempo					
1	54 J.RIOS	20.688	94 F.LLAMBIAS	26.218	67 C.O'GORMAN	23.558	70 I.KARPUSHIN	32.462	1	67	1:43.110	1:43.284	(1)
2	67 C.O'GORMAN	20.795	70 I.KARPUSHIN	26.279	54 J.RIOS	23.618	67 C.O'GORMAN	32.472	2	94	1:43.224	1:43.719	(4)
3	70 I.KARPUSHIN	20.831	67 C.O'GORMAN	26.285	94 F.LLAMBIAS	23.632	94 F.LLAMBIAS	32.486	3	54	1:43.228	1:43.448	(2)
4	94 F.LLAMBIAS	20.888	54 J.RIOS	26.309	70 I.KARPUSHIN	23.824	54 J.RIOS	32.613	4	70	1:43.396	1:43.713	(3)
5	18 P.OLIVARES	21.045	18 P.OLIVARES	26.519	18 P.OLIVARES	23.945	18 P.OLIVARES	32.763	5	18	1:44.272	1:44.705	(5)
6	17 P.ALOMAR	21.093	32 M.LUDEÑA	26.599	32 M.LUDEÑA	24.082	17 P.ALOMAR	33.051	6	32	1:44.974	1:45.532	(7)
7	7 D.JIMENEZ	21.159	3 J.TURNER	26.679	17 P.ALOMAR	24.201	7 D.JIMENEZ	33.079	7	17	1:45.068	1:45.336	(6)
8	32 M.LUDEÑA	21.181	7 D.JIMENEZ	26.722	34 J.HINOJOSA	24.239	32 M.LUDEÑA	33.112	8	7	1:45.301	1:45.951	(9)
9	34 J.HINOJOSA	21.216	17 P.ALOMAR	26.723	7 D.JIMENEZ	24.341	3 J.TURNER	33.124	9	3	1:45.506	1:45.875	(8)
10	3 J.TURNER	21.342	34 J.HINOJOSA	26.831	3 J.TURNER	24.361	34 J.HINOJOSA	33.221	10	34	1:45.507	1:45.982	(10)
11	11 J.EMMANUEL	21.881	11 J.EMMANUEL	27.617	11 J.EMMANUEL	25.263	11 J.EMMANUEL	34.049	11	11	1:48.810		



**BeOn JUNIOR CUP**  
ESBK CIRCUITO DO ESTORIL II 30 AGOSTO Y 1 SEP.  
CARRERA 2

Planing

Nº	Pos	Parrilla	Vit.														
			1	2	3	4	5	6	7	8	9	10	11	12	13	14	15
67	1	67	67	67	67	67	67	67	67	67	67	67	67	67	67	67	67
94	2	94	94	94	94	54	54	94	94	94	54	54	94	94	94	94	54
54	3	54	70	70	70	94	94	54	54	54	70	70	70	54	70	54	70
70	4	70	54	54	54	70	70	70	70	70	94	94	94	70	54	70	94
18	5	18	18	18	18	18	18	18	18	18	18	18	18	18	18	18	18
32	6	32	32	32	17	32	32	32	17	17	32	17	32	17	32	17	32
34	7	34	17	17	32	17	17	17	32	32	17	32	17	32	17	32	17
3	8	3	3	3	3	7	7	7	7	7	7	7	7	7	7	34	34
7	9	7	34	7	7	7	3	3	34	34	34	34	34	34	34	7	7
17	10	17	7	34	34	34	34	34	3	3	3	3	3	3	3	3	3
11	11	11	11														



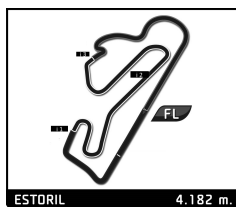
## BeOn JUNIOR CUP

ESBK CIRCUITO DO ESTORIL II 30 AGOSTO Y 1 SEP.  
Después de CARRERA 2

Velocidad máxima del evento

Nº Piloto	Equipo	Moto	Clase	V.Max	Vit.	Sesión
70 IAROSLAV KARPUSHIN	FRANCO RACING VHC TEAM LIQUI MOLY	BeOn		253.2	3	ENTRENAMIENTO CRO
32 MARCOS LUDEÑA	ASPAR KSB TECHNICAL ACADEMY	BeOn		250.9	3	ENTRENAMIENTO CRO
67 CASEY JAMES O'GORMAN	SUPERHUGO 44 TEAM	BeOn		250.9	2	ENTRENAMIENTO CRO
3 JEAN KENTO TURNER	ILUSION RACING	BeOn		249.8	2	CARRERA 1
7 DAVID JIMENEZ	IGAXTEAM	BeOn		249.8	4	ENTRENAMIENTO CRO
94 FACUNDO ANDRES LLAMBIAS		BeOn		249.8	8	CARRERA 1
54 JESUS RIOS	MRE TALENT	BeOn		247.0	14	CARRERA 2
34 JACOBO HINOJOSA	QRG CERRO-GROUP	BeOn		245.3	5	ENTRENAMIENTO CRO
17 PEDRO ALOMAR	IGAXTEAM	BeOn		244.8	7	CARRERA 2
11 JOHANN REEVES EMMANUEL	ILUSION RACING	BeOn		244.3	2	CARRERA 1
18 PABLO OLIVARES	QRG CERRO -GROUP	BeOn		243.7	9	ENTRENAMIENTOS LI





## BeOn JUNIOR CUP

### ESBK CIRCUITO DO ESTORIL II 30 AGOSTO Y 1 SEP.

#### CARRERA 2

Mejores velocidades máximas

Nº Piloto	Equipo	Clase	V.Max 1		V.Max 2		V.Max 3		V.Max 4		V.Max 5		Pro
			Km/h	Vlt.	Km/h	Vlt.	Km/h	Vlt.	Km/h	Vlt.	Km/h	Vlt.	
70	IAROSLAV KARPUSHIN	FRANCO RACING VHC TEAM LIQUI MOLY	251.5	9	250.9	2	249.8	3	249.2	7	248.7	4	250,0
7	DAVID JIMENEZ	IGAXTEAM	248.1	5	245.3	3	245.3	2	242.1	4	241.1	7	244,4
32	MARCOS LUDEÑA	ASPAR KSB TECHNICAL ACADEMY	247.0	4	245.3	2	244.3	11	243.7	5	243.2	14	244,7
54	JESUS RIOS	MRE TALENT	247.0	14	246.4	4	246.4	2	245.3	3	243.7	9	245,8
3	JEAN KENTO TURNER	ILUSION RACING	246.4	11	245.9	15	245.3	9	244.8	6	244.3	3	245,3
17	PEDRO ALOMAR	IGAXTEAM	244.8	7	243.2	14	242.6	5	242.6	2	241.1	3	242,9
94	FACUNDO ANDRES LLAME		244.8	5	244.3	2	243.7	3	242.6	11	242.6	10	243,6
34	JACOBO HINOJOSA	QRG CERRO-GROUP	244.3	3	241.6	4	240.0	5	239.5	2	239.0	14	240,9
18	PABLO OLIVARES	QRG CERRO -GROUP	243.2	2	241.1	3	240.5	11	240.5	5	240.0	4	241,1
67	CASEY JAMES O'GORMAN	SUPERHUGO 44 TEAM	242.6	9	242.6	5	242.1	11	241.6	14	241.6	12	242,1
11	JOHANN REEVES	EMMANILUSION RACING	164.4	1									164,4

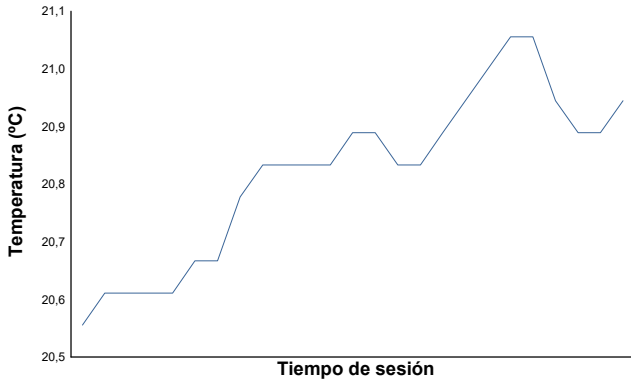




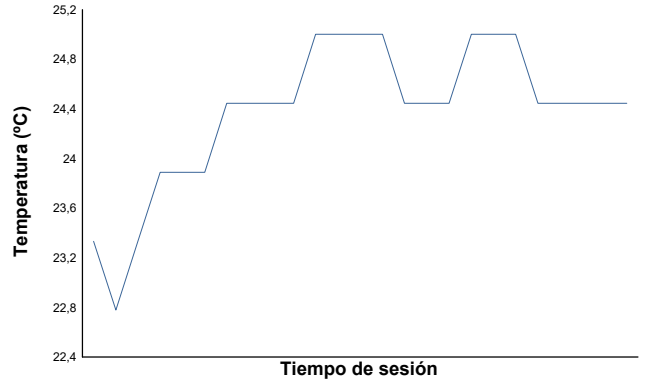
**ESBK CIRCUITO DO ESTORIL II 30 AGOSTO Y 1 SEP.**  
BeOn JUNIOR CUP  
CARRERA 2

Informe meteorológico

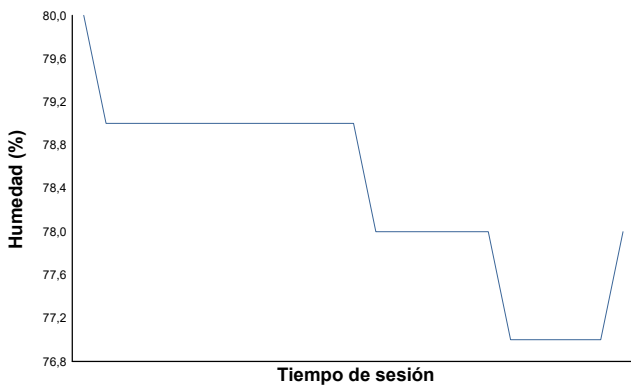
**Temperatura del Aire**



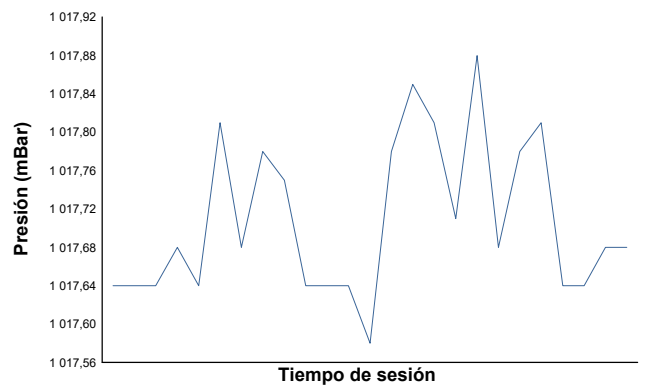
**Temperatura de la Pista**



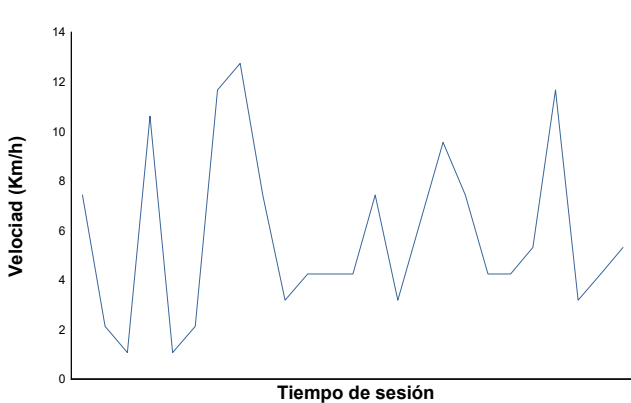
**Humedad**



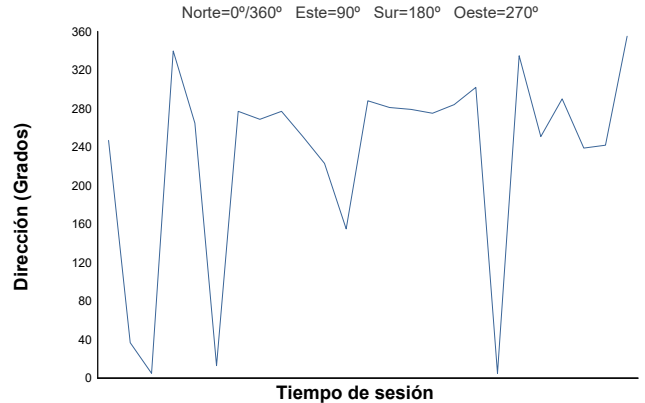
**Presión**



**Velocidad del viento**



**Dirección del viento**



Estado de pista: **SECO**