

## SUPERSPORT NG

### ESBK CIRCUITO DO ESTORIL II 30 AGOSTO Y 1 SEP. ENTRENAMIENTO CRONOMETRADO

#### Clasificación



Nº	Piloto	Nac	Equipo	Moto	Neum. Cl.	Tiempo	Vlt.	Total	Dif.	Km/h
1	37 MAURO GONZALEZ	ESP	TEAM SPEED RACING		SS600NC	1:40.296	8	9	-	150.1
2	4 ERIC FERNANDEZ	ESP	TEAM SPEED RACING		Pirelli SS600NC	1:40.361	14	14	+0.065	150.0
3	73 JACOPO CRETARO	ITA	PS RACING TEAM		STCK60C	1:40.556	8	10	+0.260	149.7
4	74 PIOTR BIESIEKIRSKI	POL			SS600NC	1:40.777	11	13	+0.481	149.4
5	16 ALVARO FUERTES	ESP	PS RACING TEAM		Pirelli SS600NC	1:40.808	7	9	+0.512	149.3
6	13 DINO IOZZO	RSA	IUM MOTORSPORTS	YAMAHA	Pirelli STCK60C	1:40.939	8	11	+0.643	149.2
7	33 FILIP REHACEK	CZE	NEW2 PROJECT	YAMAHA	Pirelli SS600NC	1:41.063	7	12	+0.767	149.0
8	38 JUAN RODRIGUEZ	ESP	I+DENT RACING TEAM		Dunlop SS600NC	1:41.116	13	14	+0.820	148.9
9	57 FRANCISCO JAVIER PALOME	ESP	CERBA PROMORACING TEAM	YAMAHA	Dunlop STCK60C	1:41.314	12	15	+1.018	148.6
10	19 JOAN DIAZ	ESP	PS RACING TEAM		Pirelli SS600NC	1:41.367	4	8	+1.071	148.5
11	43 HARRY KHOURI	AUS	ANDOTRANS TEAM TORRENTO	YAMAHA	Dunlop SS600NC	1:41.369	12	14	+1.073	148.5
12	47 TIBOR ERIK VARGA	HUN	ALMA RACING TEAM	YAMAHA	Pirelli STCK60C	1:41.373	10	12	+1.077	148.5
13	31 ALBERTO GARCIA	ESP	ADN VG RACING	YAMAHA	Pirelli STCK60C	1:41.426	11	11	+1.130	148.4
14	55 GUILLERMO MARCEL MOREN	MEX		KAWASAKI	Pirelli SS600NC	1:41.707	8	14	+1.411	148.0
15	20 MELVIN VAN DER VOORT	NLD	YAMAHA MS RACING	YAMAHA	SS600NC	1:41.721	9	12	+1.425	148.0
16	80 MOHAMMED BINLADIN	KSA	TEAM SPEED RACING	YAMAHA	Pirelli SS600NC	1:42.202	11	14	+1.906	147.3
17	61 JAVIER DEL OLMO	ESP	KAWASAKI PALMETO PLRACING	KAWASAKI	STCK60C	1:42.339	3	13	+2.043	147.1
18	91 TAIYO AKSU	AUS	ARCO SASH MOTOR UNIVERSITY TEAM	YAMAHA	STCK60C	1:42.933	13	13	+2.637	146.3
19	67 GONÇALO CAPOTE DA SILVA	POR	EASYRACE TEAM	YAMAHA	Dunlop STCK60C	1:43.035	3	11	+2.739	146.1
20	58 JOSE LUIS ARMARIO	ESP	SUPERHUGO 44 TEAM	YAMAHA	Pirelli STCK60C	1:43.284	3	11	+2.988	145.8
21	10 LEUNGO KITLANO GAOREK	WSA	I+DENT RACING TEAM		Dunlop SS600NC	1:43.286	13	13	+2.990	145.8
22	32 RODRIGO VALENTE MARTIN	SOR	ILUSION RACING	YAMAHA	Pirelli STCK60C	1:43.444	10	13	+3.148	145.5
23	22 DECLAN VAN ROSMALEN	AUS	IUM MOTORSPORTS	YAMAHA	Pirelli STCK60C	1:43.444	11	13	+3.148	145.5
24	88 SVIATOSLAV PYLYPENKO	UKR	ANDOTRANS TEAM TORRENTÓ	YAMAHA	SS600NC	1:43.841	8	11	+3.545	145.0
25	7 DIEGO HERNANDO	ESP	ARCO SASH MOTOR UNIVERSITY TEAM	YAMAHA	STCK60C	1:45.757	3	8	+5.461	142.4
26	98 CHANON INTA	THA		YAMAHA	Pirelli STCK60C	1:45.802	2	11	+5.506	142.3
27	81 PAOLA RAMOS	ESP	SUPERHUGO 44 TEAM	YAMAHA	STCK60C	1:46.073	9	12	+5.777	141.9
28	60 ROSA ISAAC	POR	TEAM MOTO CLUB DE LOULE	YAMAHA	Dunlop STCK60C	1:46.542	14	14	+6.246	141.3

Vuelta rápida: Vlt. 8 MAURO GONZALEZ 1:40.296 150.1 Km/h

#7; #10; #13; #20; #22; #31; #32; #33; #55; #67; #74; #91; #98 - voltas retiradas por track limits

Estado de pista: **SECO**

Hora de publicación: .....

<p><b>Diretor de Carrera:</b> João Pedro Lima</p> 	<p><b>Timekeeper</b> Jorge Pinto</p> 
---	--



## SUPERSPORT NG

ESBK CIRCUITO DO ESTORIL II 30 AGOSTO Y 1 SEP.  
ENTRENAMIENTO CRONOMETRADO

### Clasificación por Clase

Nº Piloto	Nac	Equipo	Moto	Tiempo	Vlt. Total	Dif.	Km/h
<b>SS600NG</b>							
1	37	MAURO GONZALEZ	ESP	TEAM SPEED RACING	1:40.296	8 9	150.1
2	4	ERIC FERNANDEZ	ESP	TEAM SPEED RACING	1:40.361	14 14	150.0
3	74	PIOTR BIESIEKIRSKI	POL		1:40.777	11 13	149.4
4	16	ALVARO FUERTES	ESP	PS RACING TEAM	1:40.808	7 9	149.3
5	33	FILIP REHACEK	CZE	NEW2 PROJECT	1:41.063	7 12	149.0
6	38	JUAN RODRIGUEZ	ESP	I+DENT RACING TEAM	1:41.116	13 14	148.9
7	19	JOAN DIAZ	ESP	PS RACING TEAM	1:41.367	4 8	148.5
8	43	HARRY KHOURI	AUS	ANDOTRANS TEAM TORRENTO	1:41.369	12 14	148.5
9	55	GUILLERMO MARCEL MORENO	MEX		1:41.707	8 14	148.0
10	20	MELVIN VAN DER VOORT	NLD	YAMAHA MS RACING	1:41.721	9 12	148.0
11	80	MOHAMMED BINLADIN	KSA	TEAM SPEED RACING	1:42.202	11 14	147.3
12	10	LEUNGO KITLANO GAOREKWE	RSA	I+DENT RACING TEAM	1:43.286	13 13	145.8
13	88	SVIATOSLAV PYLYPENKO	UKR	ANDOTRANS TEAM TORRENTO	1:43.841	8 11	145.0
<b>STCK600</b>							
1	73	JACOPO CRETARO	ITA	PS RACING TEAM	1:40.556	8 10	149.7
2	13	DINO IOZZO	RSA	IUM MOTORSPORTS	1:40.939	8 11	149.2
3	57	FRANCISCO JAVIER PALOMERA	ESP	CERBA PROMORACING TEAM	1:41.314	12 15	148.6
4	47	TIBOR ERIK VARGA	HUN	ALMA RACING TEAM	1:41.373	10 12	148.5
5	31	ALBERTO GARCIA	ESP	ADN VG RACING	1:41.426	11 11	148.4
6	61	JAVIER DEL OLMO	ESP	KAWASAKI PALMETO PLRACING	1:42.339	3 13	147.1
7	91	TAIYO AKSU	AUS	ARCO SASH MOTOR UNIVERSITY TEAM	1:42.933	13 13	146.3
8	67	GONÇALO CAPOTE DA SILVA	POR	EASYRACE TEAM	1:43.035	3 11	146.1
9	58	JOSE LUIS ARMARIO	ESP	SUPERHUGO 44 TEAM	1:43.284	3 11	145.8
10	32	RODRIGO VALENTE MARTINS	POR	ILUSION RACING	1:43.444	10 13	145.5
11	22	DECLAN VAN ROSMALEN	AUS	IUM MOTORSPORTS	1:43.444	11 13	145.5
12	7	DIEGO HERNANDO	ESP	ARCO SASH MOTOR UNIVERSITY TEAM	1:45.757	3 8	142.4
13	98	CHANON INTA	THA		1:45.802	2 11	142.3
14	81	PAOLA RAMOS	ESP	SUPERHUGO 44 TEAM	1:46.073	9 12	141.9
15	60	ROSA ISAAC	POR	TEAM MOTO CLUBE DE LOULE	1:46.542	14 14	141.3

#7; #10; #13; #20; #22; #31; #32; #33; #55; #67; #74; #91; #98 - voltas retiradas por track limits

Hora de publicación: .....

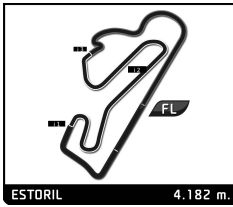
Estado de pista: **SECO**

Diretor de Carrera:

João Pedro Lima

Timekeeper

Jorge Pinto



# SUPERSPORT NG

## ESBK CIRCUITO DO ESTORIL II 30 AGOSTO Y 1 SEP.

### ENTRENAMIENTO CRONOMETRADO

Vuelta a vuelta

— Vuelta invalidada    ■ Mejor Personal    ■ Mejor de la sesión    B Cruzando por el pit lane

Vlt.	Tiempo	Sector 1	Sector 2	Sector 3	Sector 4	T. Sesión	Vlt.	Tiempo	Sector 1	Sector 2	Sector 3	Sector 4	T. Sesión	
<b>4</b>	<b>ERIC FERNANDEZ</b> ESP							11	1:48.112	22.705	26.651	25.050	33.706	30:29.736
	TEAM SPEED RACING							<b>16</b>	<b>ALVARO FUERTES</b> ESP					
1	2:56.611	1:33.435	26.346	24.181	32.649	2:56.611		PS RACING TEAM						
2	1:42.116	20.369	25.713	23.687	32.347	4:38.727	1	2:15.275	50.814	27.079	24.553	32.829	2:15.275	
3	1:44.633	20.487	25.956	24.086	34.104	6:23.360	2	1:42.004	20.743	25.689	23.479	32.093	3:57.279	
4	1:41.873	20.098	25.711	23.729	32.335	8:05.233	3	1:41.279	20.184	25.562	23.500	32.033	5:38.558	
5	1:52.835B	21.437	26.167	24.102	41.129	9:58.068	4	1:55.185B	22.268	26.116	25.025	41.776	7:33.743	
6	7:25.374	6:02.345	26.396	24.072	32.561	17:23.442	5	9:22.053	7:57.427	27.299	24.500	32.827	16:55.796	
7	1:41.148	20.061	25.386	23.396	32.305	19:04.590	6	1:40.882	20.119	25.607	23.363	31.793	18:36.678	
8	1:40.933	19.986	25.499	23.319	32.129	20:45.523	7	1:40.808	20.144	25.431	23.357	31.876	20:17.486	
9	1:41.099	19.870	25.586	23.506	32.137	22:26.622	8	2:05.342B	25.242	27.568	26.700	45.832	22:22.828	
10	1:40.726	19.822	25.403	23.400	32.101	24:07.348	9	8:46.089	7:18.985	27.663	25.228	34.213	31:08.917	
11	1:48.935	23.904	27.973	24.649	32.409	25:56.283								
12	1:40.579	19.934	25.441	23.390	31.814	27:36.862	<b>19</b>	<b>JOAN DIAZ</b> ESP						
13	1:42.996	21.810	25.654	23.632	31.900	29:19.858		PS RACING TEAM						
14	1:40.361	19.729	25.288	23.427	31.917	31:00.219	1	3:44.295B	1:52.194	33.390	30.283	48.428	3:44.295	
<b>7</b>	<b>DIEGO HERNANDO</b> ESP							2	11:17.856	9:52.761	27.528	24.772	32.795	15:02.151
	ARCO SASH MOTOR UNIVERSITY T YAMAHA							3	1:42.723	20.572	25.972	23.909	32.270	16:44.874
1	1:59.431	32.917	27.665	25.377	33.472	1:59.431	4	1:41.367	20.256	25.493	23.534	32.084	18:26.241	
2	1:48.748	23.242	26.975	25.032	33.499	3:48.179	5	1:53.103B	20.191	25.771	23.817	43.324	20:19.344	
3	1:45.757	20.901	26.661	24.606	33.589	5:33.936	6	6:35.767	5:07.483	29.781	25.667	32.836	26:55.111	
4	1:47.244	21.643	26.923	25.144	33.534	7:21.180	7	1:41.449	20.008	25.349	23.572	32.520	28:36.560	
5	1:57.015B	21.434	27.861	25.008	42.712	9:18.195	8	1:47.332	20.021	25.904	27.575	33.832	30:23.892	
6	8:58.497	7:32.157	27.459	25.147	33.734	18:16.692								
7	1:46.601	21.141	27.031	24.906	33.523	20:03.293	<b>20</b>	<b>MELVIN VAN DER VOORT</b> NLD						
8	2:09.580B	21.676	33.008	27.471	47.425	22:12.873		YAMAHA MS RACING YAMAHA						
<b>10</b>	<b>LEUNGO KITLANO GAOREKWE</b> RSA							1	2:41.127	1:12.732	28.434	25.984	33.977	2:41.127
	I+DENT RACING TEAM							2	1:44.836	20.938	26.669	24.529	32.700	4:25.963
1	2:51.359	1:19.592	29.263	27.752	34.752	2:51.359	3	1:43.076	20.405	26.081	24.022	32.568	6:09.039	
2	1:46.506	21.500	26.692	24.878	33.436	4:37.865	4	1:42.963	20.537	25.865	23.946	32.615	7:52.002	
3	1:47.596	22.982	26.486	24.824	33.304	6:25.461	5	1:42.264	20.256	25.817	23.735	32.456	9:34.266	
4	1:45.539	21.049	26.765	24.594	33.131	8:11.000	6	1:42.195	20.076	25.835	23.833	32.451	11:16.461	
5	1:44.270	20.770	26.150	24.357	32.993	9:55.270	7	2:04.625B	24.018	26.727	24.501	49.379	13:21.086	
6	1:45.856	21.413	26.222	24.842	33.379	11:41.126	8	10:57.159	9:31.436	28.217	24.690	32.816	24:18.245	
7	1:44.491	20.859	26.454	24.346	32.832	13:25.617	9	1:41.721	20.253	25.647	23.632	32.189	25:59.966	
8	2:00.614B	20.694	26.537	24.687	48.696	15:26.231	10	1:41.326	20.010	25.537	23.373	32.406	27:41.292	
9	7:40.522	6:16.841	26.627	24.418	32.636	23:06.753	11	1:48.333	22.624	26.390	25.857	33.462	29:29.625	
10	1:43.564	20.529	26.138	24.130	32.767	24:50.317	12	1:42.131	20.326	25.626	23.599	32.580	31:11.756	
11	1:46.414	20.510	26.588	26.289	33.027	26:36.731								
12	1:43.321	20.606	25.980	24.135	32.600	28:20.052	<b>22</b>	<b>DECLAN VAN ROSMALEN</b> AUS						
13	1:43.286	20.471	26.198	24.217	32.400	30:03.338		IUM MOTORSPORTS YAMAHA						
<b>13</b>	<b>DINO IOZZO</b> RSA							1	1:57.880	32.673	27.174	24.613	33.420	1:57.880
	IUM MOTORSPORTS YAMAHA							2	1:45.592	20.884	27.070	24.248	33.390	3:43.472
1	1:56.585	32.344	27.026	24.635	32.580	1:56.585	3	1:44.328	20.724	26.187	24.287	33.130	5:27.800	
2	1:42.796	20.548	25.978	24.019	32.251	3:39.381	4	1:44.506	20.751	26.040	24.429	33.286	7:12.306	
3	1:42.057	20.513	25.751	23.729	32.064	5:21.438	5	1:44.523	20.606	26.200	24.278	33.439	8:56.829	
4	1:41.544	20.291	25.531	23.648	32.074	7:02.982	6	1:44.808	20.824	26.261	24.399	33.324	10:41.637	
5	2:06.961B	23.671	31.710	24.554	47.026	9:09.943	7	2:00.905B	24.336	27.139	25.076	44.354	12:42.542	
6	12:26.920	...	26.220	...	...	21:36.863	8	8:51.320	7:25.715	27.229	25.026	33.350	21:33.862	
7	1:41.299	20.220	25.361	23.707	32.011	23:18.162	9	1:43.933	21.124	26.160	23.965	32.684	23:17.795	
8	1:40.939	20.206	25.628	23.401	31.704	24:59.101	10	1:44.116	20.515	26.592	24.127	32.882	25:01.911	
9	1:51.736	25.685	27.361	25.109	33.581	26:50.837	11	1:43.444	20.607	25.929	24.072	32.836	26:45.355	
10	1:50.787	25.706	27.830	24.212	33.039	28:41.624	12	2:08.255	20.955	48.654	24.950	33.696	28:53.610	
							13	1:47.377	21.045	26.507	24.453	35.372	30:40.987	



# SUPERSPORT NG

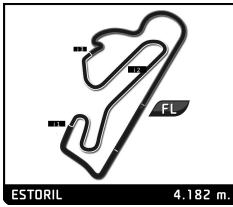
## ESBK CIRCUITO DO ESTORIL II 30 AGOSTO Y 1 SEP.

### ENTRENAMIENTO CRONOMETRADO

Vuelta a vuelta

— Vuelta invalidada ■ Mejor Personal ■ Mejor de la sesión B Cruzando por el pit lane

Vlt.	Tiempo	Sector 1	Sector 2	Sector 3	Sector 4	T. Sesión	Vlt.	Tiempo	Sector 1	Sector 2	Sector 3	Sector 4	T. Sesión
<b>31</b>	<b>ALBERTO GARCIA</b> ESP												
	ADN VG RACING YAMAHA												
1	1:56.267	32.085	26.984	24.415	32.783	1:56.267							
2	1:43.176	20.473	25.942	23.935	32.826	3:39.443							
3	1:43.059	20.598	26.035	23.786	32.640	5:22.502							
4	1:53.216B	21.359	26.685	24.316	40.856	7:15.718							
5	7:53.053	6:27.434	27.213	24.730	33.676	15:08.771							
6	1:41.992	20.081	25.841	23.584	32.486	16:50.763							
7	1:41.841	<b>20.046</b>	25.817	<b>23.520</b>	32.458	18:32.604							
8	1:50.753B	20.198	25.853	23.718	40.984	20:23.357							
9	7:13.193	5:48.262	27.189	24.952	32.790	27:36.550							
10	1:43.943	22.305	25.889	23.525	32.224	29:20.493							
11	<b>1:41.426</b>	20.088	<b>25.610</b>	<b>23.556</b>	<b>32.172</b>	31:01.919							
<b>32</b>	<b>RODRIGO VALENTE MARTINS</b> POR												
	ILUSION RACING YAMAHA												
1	1:59.216	33.734	26.814	24.873	33.795	1:59.216							
2	1:44.884	21.078	26.285	24.327	33.194	3:44.100							
3	1:44.489	20.691	26.204	24.387	33.207	5:28.589							
4	1:44.274	20.742	26.151	24.246	33.135	7:12.863							
5	1:44.182	20.508	26.123	24.175	33.376	8:57.045							
6	1:57.066B	21.075	26.428	24.398	45.165	10:54.111							
7	9:04.058	7:40.032	26.626	24.305	33.095	19:58.169							
8	1:43.933	20.615	<b>26.117</b>	24.134	33.067	21:42.102							
9	1:43.629	20.486	26.127	23.991	33.025	23:25.731							
10	<b>1:43.444</b>	<b>20.443</b>	26.184	<b>23.863</b>	32.954	25:09.175							
11	1:43.565	20.463	26.123	24.106	<b>32.873</b>	26:52.740							
12	1:43.951	20.668	26.279	23.928	33.076	28:36.691							
13	1:44.358	20.564	26.204	24.229	33.361	30:21.049							
<b>33</b>	<b>FILIP REHACEK</b> CZE												
	NEW2 PROJECT YAMAHA												
1	1:56.031	31.343	27.150	24.518	33.020	1:56.031							
2	1:43.300	20.682	25.997	24.108	32.513	3:39.331							
3	1:41.672	20.346	25.514	23.665	32.147	5:21.003							
4	1:41.758	20.195	25.670	23.718	32.175	7:02.761							
5	1:58.732B	22.668	27.397	24.596	44.071	9:01.493							
6	8:01.159	6:36.651	27.635	24.208	32.665	17:02.652							
7	<b>1:41.063</b>	<b>20.025</b>	<b>25.414</b>	23.437	32.187	18:43.715							
8	1:41.231	20.130	25.589	<b>23.403</b>	<b>32.109</b>	20:24.946							
9	1:58.209B	20.213	27.290	25.283	45.423	22:23.155							
10	2:17.397	47.125	27.260	29.560	33.452	24:40.552							
11	1:57.200B	20.588	26.144	24.320	46.148	26:37.752							
12	4:18.097	2:48.300	30.152	25.635	34.010	30:55.849							
<b>37</b>	<b>MAURO GONZALEZ</b> ESP												
	TEAM SPEED RACING												
1	3:05.434	1:42.399	26.173	24.268	32.594	3:05.434							
2	1:41.807	20.180	25.671	23.641	32.315	4:47.241							
3	1:41.402	20.063	25.483	23.574	32.282	6:28.643							
4	1:53.427B	21.705	25.852	23.977	41.893	8:22.070							
5	5:05.358	3:43.876	25.780	23.541	32.161	13:27.428							
6	1:40.696	19.803	25.525	23.389	31.979	15:08.124							
7	1:40.522	19.879	25.355	<b>23.286</b>	32.002	16:48.646							
8	<b>1:40.296</b>	<b>19.739</b>	<b>25.246</b>	23.376	<b>31.935</b>	18:28.942							
9	2:03.627B	23.684	28.436	27.858	43.649	20:32.569							
<b>38</b>	<b>JUAN RODRIGUEZ</b> ESP												
	I+DENT RACING TEAM												
1	1:54.123	30.806	26.619	24.142	32.556	1:54.123							
2	1:43.333	20.604	25.778	23.762	33.189	3:37.456							
3	1:41.667	20.358	25.695	23.588	32.026	5:19.123							
4	1:50.604	27.440	26.724	23.846	32.594	7:09.727							
5	1:53.512B	20.136	<b>25.512</b>	23.733	44.131	9:03.239							
6	7:29.593B					16:32.832							
7	2:16.532	52.590	26.675	24.324	32.943	18:49.364							
8	1:42.030	20.414	25.744	23.637	32.235	20:31.394							
9	1:43.203	21.059	25.789	23.757	32.598	22:14.597							
10	1:44.561	20.295	27.874	24.177	32.215	23:59.158							
11	1:41.525	20.183	25.683	23.517	32.142	25:40.683							
12	1:46.066	22.316	26.237	24.158	33.355	27:26.749							
13	<b>1:41.116</b>	<b>20.094</b>	25.576	<b>23.495</b>	<b>31.951</b>	29:07.865							
14	1:43.033	20.686	25.793	24.085	32.469	30:50.898							
<b>43</b>	<b>HARRY KHOURI</b> AUS												
	ANDOTRANS TEAM TORRENTO YAMAHA												
1	2:57.269	1:34.619	26.280	23.927	32.443	2:57.269							
2	1:41.935	20.427	25.676	23.725	32.107	4:39.204							
3	1:44.063	20.354	25.777	24.151	33.781	6:23.267							
4	1:42.133	20.486	25.581	23.679	32.387	8:05.400							
5	1:43.347	20.936	25.964	23.882	32.565	9:48.747							
6	1:50.861B	20.491	25.918	24.134	40.318	11:39.608							
7	7:25.132	5:50.226	27.602	31.897	35.407	19:04.740							
8	1:41.586	20.373	25.615	<b>23.494</b>	32.104	20:46.326							
9	1:41.826	20.248	25.663	23.569	32.346	22:28.152							
10	1:42.294	20.293	25.746	23.755	32.500	24:10.446							
11	1:45.924	20.579	28.245	24.780	32.320	25:56.370							
12	<b>1:41.369</b>	<b>20.149</b>	25.575	23.575	<b>32.070</b>	27:37.739							
13	1:42.089	20.277	25.702	23.768	32.342	29:19.828							
14	1:41.407	20.269	<b>25.500</b>	23.556	32.082	31:01.235							
<b>47</b>	<b>TIBOR ERIK VARGA</b> HUN												
	ALMA RACING TEAM YAMAHA												
1	2:41.207	1:12.976	28.410	25.989	33.832	2:41.207							
2	1:46.667	20.993	26.922	26.166	32.586	4:27.874							
3	1:42.151	20.164	25.760	23.851	32.376	6:10.025							
4	1:52.466B	20.679	26.170	24.112	41.505	8:02.491							
5	6:17.237	4:51.104	28.488	24.775	32.870	14:19.728							
6	1:41.862	20.242	25.690	23.641	32.289	16:01.590							
7	1:41.397	20.088	25.540	23.634	<b>32.135</b>	17:42.987							
8	1:52.151B	20.446	26.161	23.996	41.548	19:35.138							
9	6:09.735	4:41.405	28.726	25.977	33.627	25:44.873							
10	<b>1:41.373</b>	<b>20.049</b>	25.525	23.647	32.152	27:26.246							
11	1:41.379	20.146	<b>25.413</b>	<b>23.497</b>	32.323	29:07.625							
12	1:49.951	20.548	25.821	29.133	34.449	30:57.576							
<b>55</b>	<b>GUILLERMO MARCEL MORENO</b> MEX												
	KAWASAKI												
1	2:15.559	50.288	27.781	24.767	32.723	2:15.559							
2	1:42.478	20.387	25.917	23.955	32.219	3:58.037							
3	1:41.943	20.233	25.712	<b>23.673</b>	32.325	5:39.980							
4	1:42.970	20.166	25.682	24.655	32.467	7:22.950							
5	1:56.047B	21.327	28.048	24.655	42.017	9:18.997							



# SUPERSPORT NG

## ESBK CIRCUITO DO ESTORIL II 30 AGOSTO Y 1 SEP.

### ENTRENAMIENTO CRONOMETRADO

Vuelta a vuelta

— Vuelta invalidada ■ Mejor Personal ■ Mejor de la sesión B Cruzando por el pit lane

Vlt.	Tiempo	Sector 1	Sector 2	Sector 3	Sector 4	T. Sesión	Vlt.	Tiempo	Sector 1	Sector 2	Sector 3	Sector 4	T. Sesión
6	7:36.912	6:12.387	27.191	24.680	32.654	16:55.909	14	1:46.542	21.261	26.968	24.719	33.594	30:34.007
7	1:42.142	20.407	25.780	23.768	32.187	18:38.051	<b>61</b> JAVIER DEL OLMO ESP						
8	1:41.707	20.057	25.651	23.827	32.172	20:19.758	KAWASAKI PALMETO PLRACING KAWASAKI						
9	1:52.029	22.216	28.384	27.054	34.375	22:11.787	1	2:10.324	45.780	26.895	24.550	33.099	2:10.324
10	1:47.843	20.299	25.889	23.880	37.775	23:59.630	2	1:42.839	20.526	26.049	23.829	32.435	3:53.163
11	1:42.117	20.234	25.826	23.799	32.258	25:41.747	3	1:42.339	20.187	26.051	23.752	32.349	5:35.502
12	1:43.034	20.302	26.110	24.009	32.613	27:24.781	4	1:43.486	20.495	26.535	24.038	32.418	7:18.988
13	1:43.361	20.343	25.949	23.951	33.118	29:08.142	5	1:42.578	20.212	25.973	23.727	32.666	9:01.566
14	1:47.722	20.623	25.950	24.712	36.437	30:55.864	6	1:55.422 B	21.421	26.303	24.504	43.194	10:56.988
<b>57</b> FRANCISCO JAVIER PALOMERA ESP							7	6:58.757	5:34.069	26.801	24.504	33.383	17:55.745
CERBA PROMORACING TEAM YAMAHA							8	1:43.200	20.613	26.004	24.132	32.451	19:38.945
1	2:09.708	45.248	26.986	24.734	32.740	2:09.708	9	1:42.499	20.342	25.904	23.811	32.442	21:21.444
2	1:42.864	20.554	26.029	23.878	32.403	3:52.572	10	1:42.350	20.350	25.807	23.777	32.416	23:03.794
3	1:42.761	20.286	25.793	23.750	32.932	5:35.333	11	1:42.651	20.366	25.894	23.862	32.529	24:46.445
4	1:42.338	20.243	26.045	23.803	32.247	7:17.671	12	2:07.940 B	26.938	29.421	24.568	47.013	26:54.385
5	1:41.811	20.174	25.692	23.684	32.261	8:59.482	13	4:46.334	3:16.587	28.597	26.449	34.701	31:40.719
6	1:55.312 B	20.966	26.059	24.333	43.954	10:54.794	<b>67</b> GONÇALO CAPOTE DA SILVA POR						
7	6:52.196	5:30.000	26.159	23.826	32.211	17:46.990	EASYRACE TEAM YAMAHA						
8	1:41.642	20.199	25.714	23.566	32.163	19:28.632	1	1:56.385	31.380	27.516	24.774	32.715	1:56.385
9	1:41.519	20.254	25.668	23.546	32.051	21:10.151	2	1:43.403	20.557	26.243	24.218	32.385	3:39.788
10	1:42.787	20.502	25.970	23.739	32.576	22:52.938	3	1:43.035	20.514	25.997	24.088	32.436	5:22.823
11	1:41.543	20.167	25.552	23.646	32.178	24:34.481	4	1:44.113	20.723	26.204	24.207	32.979	7:06.936
12	1:41.314	20.177	25.558	23.564	32.015	26:15.795	5	1:56.177 B	20.631	26.796	24.356	44.394	9:03.113
13	1:42.470	20.250	25.673	23.719	32.828	27:58.265	6	12:59.656	...	27.005	24.453	35.737	22:02.769
14	1:41.390	20.112	25.613	23.552	32.113	29:39.655	7	1:51.386 B	20.404	26.192	24.113	40.677	23:54.155
15	1:43.866	20.145	25.584	25.351	32.786	31:23.521	8	2:02.101	38.372	26.404	24.468	32.857	25:56.256
<b>58</b> JOSE LUIS ARMARIO ESP							9	1:46.930	20.498	26.063	27.277	33.092	27:43.186
SUPERHUGO 44 TEAM YAMAHA							10	1:46.630	21.503	26.172	24.306	34.649	29:29.816
1	2:43.071	1:08.925	27.787	26.817	39.542	2:43.071	11	1:43.741	20.489	26.157	24.055	33.040	31:13.557
2	1:44.688	21.032	26.464	24.352	32.840	4:27.759	<b>73</b> JACOPO CRETARO ITA						
3	1:43.284	20.682	26.078	23.933	32.591	6:11.043	PS RACING TEAM						
4	1:43.781	20.634	26.162	24.196	32.789	7:54.824	1	2:42.601	1:14.149	27.785	26.708	33.959	2:42.601
5	1:43.802	20.608	26.247	23.938	33.009	9:38.626	2	1:48.425	20.437	26.832	28.694	32.462	4:31.026
6	1:57.786 B	21.872	26.880	24.493	44.541	11:36.412	3	1:41.458	20.238	25.457	23.419	32.344	6:12.484
7	9:26.730	8:00.534	27.590	24.861	33.745	21:03.142	4	1:41.515	20.351	25.405	23.657	32.102	7:53.999
8	1:44.360	20.738	26.363	24.317	32.942	22:47.502	5	1:51.851 B	20.764	25.874	23.874	41.339	9:45.850
9	1:43.814	20.677	26.124	24.244	32.769	24:31.316	6	7:09.803	5:44.955	27.352	24.660	32.836	16:55.653
10	1:43.476	20.573	26.140	24.107	32.656	26:14.792	7	1:41.552	20.708	25.607	23.449	31.788	18:37.205
11	1:58.474 B	22.894	27.049	25.253	43.278	28:13.266	8	1:40.556	19.986	25.318	23.424	31.828	20:17.761
<b>60</b> ROSA ISAAC POR							9	1:57.858	23.959	27.581	29.999	36.319	22:15.619
TEAM MOTO CLUBE DE LOULE YAMAHA							10	1:52.736 B	20.269	25.777	23.883	42.807	24:08.355
1	2:30.732	1:01.258	28.484	26.014	34.976	2:30.732	<b>74</b> PIOTR BIESIEKIRSKI POL						
2	1:47.901	21.400	27.300	25.209	33.992	4:18.633	1	1:56.049	31.907	27.079	24.245	32.818	1:56.049
3	1:47.970	21.369	27.116	25.366	34.119	6:06.603	2	1:42.420	20.536	25.830	23.754	32.300	3:38.469
4	1:47.019	21.229	27.123	25.061	33.606	7:53.622	3	1:41.774	20.442	25.564	23.475	32.293	5:20.243
5	2:03.059 B	23.226	27.628	...	...	9:56.681	4	1:41.487	20.148	25.631	23.483	32.225	7:01.730
6	6:20.881	4:53.716	27.867	25.231	34.067	16:17.562	5	1:41.389	20.104	25.654	23.398	32.233	8:43.119
7	1:47.308	21.326	27.129	25.116	33.737	18:04.870	6	1:41.261	20.051	25.674	23.424	32.112	10:24.380
8	1:47.462	21.347	27.191	25.200	33.724	19:52.332	7	2:00.059 B	23.804	26.827	24.657	44.771	12:24.439
9	1:46.909	21.193	27.003	25.128	33.585	21:39.241	8	9:12.244	7:49.915	26.134	23.977	32.218	21:36.683
10	1:46.598	21.123	26.952	24.907	33.616	23:25.839	9	1:41.333	20.159	25.459	23.609	32.106	23:18.016
11	1:47.366	21.505	26.977	24.998	33.886	25:13.205	10	1:41.075	20.012	25.706	23.392	31.965	24:59.091
12	1:46.682	21.301	26.889	24.735	33.757	26:59.887							
13	1:47.578	21.394	27.186	24.971	34.027	28:47.465							



# SUPERSPORT NG

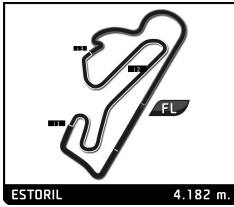
## ESBK CIRCUITO DO ESTORIL II 30 AGOSTO Y 1 SEP.

### ENTRENAMIENTO CRONOMETRADO

Vuelta a vuelta

— Vuelta invalidada ■ Mejor Personal ■ Mejor de la sesión B Cruzando por el pit lane

Vlt.	Tiempo	Sector 1	Sector 2	Sector 3	Sector 4	T. Sesión	Vlt.	Tiempo	Sector 1	Sector 2	Sector 3	Sector 4	T. Sesión	
11	1:40.777	19.997	25.529	23.155	32.096	26:39.868	6	5:52.692	4:25.101	29.643	25.056	32.892	15:02.380	
12	1:40.859	20.040	25.598	23.354	31.867	28:20.727	7	1:43.170	20.486	26.163	23.922	32.599	16:45.550	
13	1:41.497	20.015	26.035	23.468	31.979	30:02.224	8	1:43.587	20.413	26.102	24.132	32.940	18:29.137	
<b>80</b>	<b>MOHAMMED BINLADIN</b> KSA							9	1:43.708	20.384	26.234	24.144	32.946	20:12.845
	TEAM SPEED RACING YAMAHA							10	2:09.549 B	23.219	32.127	29.998	44.205	22:22.394
1	2:27.840	1:02.096	27.602	24.980	33.162	2:27.840	11	4:28.835	2:50.580	33.044	30.095	35.116	26:51.229	
2	1:44.161	20.770	26.096	24.417	32.878	4:12.001	12	1:43.642	20.376	25.990	23.946	33.330	28:34.871	
3	1:43.993	20.599	25.985	24.507	32.902	5:55.994	13	1:42.933	20.515	25.941	23.960	32.517	30:17.804	
4	1:43.593	20.488	25.987	24.286	32.832	7:39.587	<b>98</b>	<b>CHANON INTA</b> THA						
5	1:43.888	20.496	26.069	24.373	32.950	9:23.475		YAMAHA						
6	1:54.675 B	20.666	26.141	24.515	43.353	11:18.150	1	1:59.995	33.664	27.770	25.200	33.361	1:59.995	
7	2:11.409	47.063	26.898	24.472	32.976	13:29.559	2	1:45.802	21.042	26.747	24.725	33.288	3:45.797	
8	1:55.184 B	20.583	26.164	24.748	43.689	15:24.743	3	1:46.214	20.927	26.751	24.861	33.675	5:32.011	
9	6:14.533	4:50.283	26.489	24.545	33.216	21:39.276	4	1:50.420	20.856	31.270	24.778	33.516	7:22.431	
10	1:43.616	20.418	26.620	24.141	32.437	23:22.892	5	2:00.460 B	21.326	29.578	25.158	44.398	9:22.891	
11	1:42.202	20.273	25.755	23.926	32.248	25:05.094	6	13:06.373	...	28.196	25.429	39.367	22:29.264	
12	1:42.468	20.314	25.691	24.119	32.344	26:47.562	7	1:47.039	21.189	26.861	24.938	34.051	24:16.303	
13	1:44.004	20.814	26.304	24.151	32.735	28:31.566	8	1:46.103	21.094	26.865	24.640	33.504	26:02.406	
14	1:42.628	20.388	25.723	24.046	32.471	30:14.194	9	1:46.945	20.979	26.972	25.153	33.841	27:49.351	
<b>81</b>	<b>PAOLA RAMOS</b> ESP							10	1:47.125	21.162	26.946	24.874	34.143	29:36.476
	SUPERHUGO 44 TEAM YAMAHA							11	1:54.223	26.485	28.346	25.188	34.204	31:30.699
1	2:09.950	37.742	29.968	27.632	34.608	2:09.950								
2	2:04.808 B	22.145	27.983	27.659	47.021	4:14.758								
3	10:12.738	8:43.326	28.819	26.618	33.975	14:27.496								
4	1:49.097	22.120	27.376	26.026	33.575	16:16.593								
5	1:47.661	21.603	26.999	25.589	33.470	18:04.254								
6	1:47.522	21.693	26.927	25.507	33.395	19:51.776								
7	1:46.380	21.394	26.671	25.184	33.131	21:38.156								
8	1:46.482	21.365	26.723	25.287	33.107	23:24.638								
9	1:46.073	21.218	26.551	24.885	33.419	25:10.711								
10	1:46.373	21.170	26.641	25.225	33.337	26:57.084								
11	1:47.441	21.267	27.011	25.506	33.657	28:44.525								
12	1:49.464	21.595	27.827	25.863	34.179	30:33.989								
<b>88</b>	<b>SVIATOSLAV PYLYPENKO</b> UKR													
	ANDOTRANS TEAM TORRENTÓ YAMAHA													
1	2:49.578	1:20.583	28.406	26.046	34.543	2:49.578								
2	1:48.203	21.822	27.138	25.424	33.819	4:37.781								
3	1:46.069	21.417	26.712	24.489	33.451	6:23.850								
4	1:45.176	20.846	26.498	24.501	33.331	8:09.026								
5	1:58.659 B	24.087	26.791	25.162	42.619	10:07.685								
6	11:26.138	...	27.246	24.851	33.631	21:33.823								
7	1:45.207	21.051	26.244	24.678	33.234	23:19.030								
8	1:43.841	20.527	26.071	24.268	32.975	25:02.871								
9	1:44.507	20.750	26.200	24.514	33.043	26:47.378								
10	1:45.696	20.834	27.386	24.487	32.989	28:33.074								
11	1:44.412	20.792	26.107	24.256	33.257	30:17.486								
<b>91</b>	<b>TAIYO AKSU</b> AUS													
	ARCO SASH MOTOR UNIVERSITY T YAMAHA													
1	1:57.139	32.230	26.914	25.059	32.936	1:57.139								
2	1:43.346	20.573	25.973	24.184	32.616	3:40.485								
3	1:43.463	20.543	25.977	24.181	32.762	5:23.948								
4	1:44.340	20.837	25.929	24.356	33.218	7:08.288								
5	2:01.400 B	22.423	27.934	24.394	46.649	9:09.688								



## SUPERSPORT NG

### ESBK CIRCUITO DO ESTORIL II 30 AGOSTO Y 1 SEP. ENTRENAMIENTO CRONOMETRADO

#### Mejores tiempos de sector

Sector 1			Sector 2			Sector 3			Sector 4			Vuelta Ideal		Mejor Vuelta
Pos	Nº Piloto	Tiempo	Nº Piloto	Tiempo	Nº Piloto	Tiempo	Nº Piloto	Tiempo	Pos	Nº	Tiempo	Tiempo		
1	4 E.FERNANDEZ	19.729	37 M.GONZALEZ	25.246	74 P.BIESIEKIRSKI	23.155	13 D.IOZZO	31.704	1	4	1:40.150	1:40.361	(2)	
2	37 M.GONZALEZ	19.739	4 E.FERNANDEZ	25.288	37 M.GONZALEZ	23.286	73 J.CRETARO	31.788	2	37	1:40.206	1:40.296	(1)	
3	73 J.CRETARO	19.986	73 J.CRETARO	25.318	4 E.FERNANDEZ	23.319	16 A.FUERTES	31.793	3	74	1:40.478	1:40.777	(4)	
4	74 P.BIESIEKIRSKI	19.997	19 J.DIAZ	25.349	16 A.FUERTES	23.357	4 E.FERNANDEZ	31.814	4	73	1:40.511	1:40.556	(3)	
5	19 J.DIAZ	20.008	13 D.IOZZO	25.361	20 M.VAN DER VOORT	23.373	74 P.BIESIEKIRSKI	31.867	5	13	1:40.672	1:40.939	(6)	
6	20 M.VAN DER VOORT	20.010	47 T.VARGA	25.413	13 D.IOZZO	23.401	37 M.GONZALEZ	31.935	6	16	1:40.700	1:40.808	(5)	
7	33 F.REHACEK	20.025	33 F.REHACEK	25.414	33 F.REHACEK	23.403	38 J.RODRIGUEZ	31.951	7	33	1:40.951	1:41.063	(7)	
8	31 A.GARCIA	20.046	16 A.FUERTES	25.431	73 J.CRETARO	23.419	57 F.PALOMERA	32.015	8	19	1:40.975	1:41.367	(10)	
9	47 T.VARGA	20.049	74 P.BIESIEKIRSKI	25.459	43 H.KHOURI	23.494	43 H.KHOURI	32.070	9	38	1:41.052	1:41.116	(8)	
10	55 G.MORENO	20.057	43 H.KHOURI	25.500	38 J.RODRIGUEZ	23.495	19 J.DIAZ	32.084	10	47	1:41.094	1:41.373	(12)	
11	38 J.RODRIGUEZ	20.094	38 J.RODRIGUEZ	25.512	47 T.VARGA	23.497	33 F.REHACEK	32.109	11	20	1:41.109	1:41.721	(15)	
12	57 F.PALOMERA	20.112	20 M.VAN DER VOORT	25.537	31 A.GARCIA	23.520	47 T.VARGA	32.135	12	43	1:41.213	1:41.369	(11)	
13	16 A.FUERTES	20.119	57 F.PALOMERA	25.552	19 J.DIAZ	23.534	31 A.GARCIA	32.172	13	57	1:41.225	1:41.314	(9)	
14	43 H.KHOURI	20.149	31 A.GARCIA	25.610	57 F.PALOMERA	23.546	55 G.MORENO	32.172	14	31	1:41.348	1:41.426	(13)	
15	61 J.DEL OLMO	20.187	55 G.MORENO	25.651	55 G.MORENO	23.673	20 M.VAN DER VOORT	32.189	15	55	1:41.553	1:41.707	(14)	
16	13 D.IOZZO	20.206	80 M.BINLADIN	25.691	61 J.DEL OLMO	23.727	80 M.BINLADIN	32.248	16	61	1:42.070	1:42.339	(17)	
17	80 M.BINLADIN	20.273	61 J.DEL OLMO	25.807	32 R.VALENTE MARTINS	23.863	61 J.DEL OLMO	32.349	17	80	1:42.138	1:42.202	(16)	
18	91 T.AKSU	20.376	22 D.VAN ROSMALEN	25.929	91 T.AKSU	23.922	67 G.CAPOTE DA SILVA	32.385	18	91	1:42.744	1:42.933	(18)	
19	32 R.VALENTE MARTINS	20.443	91 T.AKSU	25.929	80 M.BINLADIN	23.926	10 L.GAOREKWE	32.400	19	67	1:42.926	1:43.035	(19)	
20	10 L.GAOREKWE	20.471	10 L.GAOREKWE	25.980	58 J.ARMARIO	23.933	91 T.AKSU	32.517	20	10	1:42.981	1:43.286	(21)	
21	67 G.CAPOTE DA SILVA	20.489	67 G.CAPOTE DA SILVA	25.997	22 D.VAN ROSMALEN	23.965	58 J.ARMARIO	32.591	21	22	1:43.093	1:43.444	(23)	
22	22 D.VAN ROSMALEN	20.515	88 S.PYLYPENKO	26.071	67 G.CAPOTE DA SILVA	24.055	22 D.VAN ROSMALEN	32.684	22	58	1:43.175	1:43.284	(20)	
23	88 S.PYLYPENKO	20.527	58 J.ARMARIO	26.078	10 L.GAOREKWE	24.130	32 R.VALENTE MARTINS	32.873	23	32	1:43.296	1:43.444	(22)	
24	58 J.ARMARIO	20.573	32 R.VALENTE MARTINS	26.117	88 S.PYLYPENKO	24.256	88 S.PYLYPENKO	32.975	24	88	1:43.829	1:43.841	(24)	
25	7 D.HERNANDO	20.901	81 P.RAMOS	26.551	7 D.HERNANDO	24.606	81 P.RAMOS	33.107	25	98	1:45.602	1:45.802	(26)	
26	98 C.INTA	20.927	7 D.HERNANDO	26.661	98 C.INTA	24.640	98 C.INTA	33.288	26	7	1:45.640	1:45.757	(25)	
27	60 R.ISAAC	21.123	98 C.INTA	26.747	60 R.ISAAC	24.719	7 D.HERNANDO	33.472	27	81	1:45.713	1:46.073	(27)	
28	81 P.RAMOS	21.170	60 R.ISAAC	26.889	81 P.RAMOS	24.885	60 R.ISAAC	33.585	28	60	1:46.316	1:46.542	(28)	



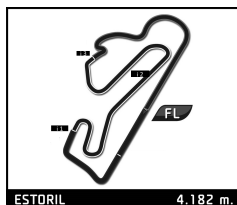
## SUPERSPORT NG

ESBK CIRCUITO DO ESTORIL II 30 AGOSTO Y 1 SEP.  
Después de ENTRENAMIENTO CRONOMETRADO

Velocidad máxima del evento

Nº Piloto	Equipo	Moto	Clase	V.Max	Vit.	Sesión
4 ERIC FERNANDEZ	TEAM SPEED RACING		SS600NG	286.9	9	ENTRENAMIENTOS LII
43 HARRY KHOURI	ANDOTRANS TEAM TORRENTO	YAMAHA	SS600NG	284.7	5	ENTRENAMIENTO CRC
13 DINO IOZZO	IUM MOTORSPORTS	YAMAHA	STCK600	281.7	2	ENTRENAMIENTO CRC
37 MAURO GONZALEZ	TEAM SPEED RACING		SS600NG	281.7	10	ENTRENAMIENTOS LII
55 GUILLERMO MARCEL MORENO		KAWASAKI	SS600NG	281.7	14	ENTRENAMIENTO CRC
80 MOHAMMED BINLADIN	TEAM SPEED RACING	YAMAHA	SS600NG	281.7	6	ENTRENAMIENTOS LII
10 LEUNGO KITLANO GAOREKWE	I+DENT RACING TEAM		SS600NG	281.0	5	ENTRENAMIENTOS LII
16 ALVARO FUERTES	PS RACING TEAM		SS600NG	281.0	8	ENTRENAMIENTOS LII
74 PIOTR BIESIEKIRSKI			SS600NG	281.0	10	ENTRENAMIENTO CRC
33 FILIP REHACEK	NEW2 PROJECT	YAMAHA	SS600NG	279.6	5	ENTRENAMIENTO CRC
38 JUAN RODRIGUEZ	I+DENT RACING TEAM		SS600NG	278.9	5	ENTRENAMIENTO CRC
19 JOAN DIAZ	PS RACING TEAM		SS600NG	278.2	8	ENTRENAMIENTO CRC
67 GONÇALO CAPOTE DA SILVA	EASYRACE TEAM	YAMAHA	STCK600	277.5	11	ENTRENAMIENTOS LII
47 TIBOR ERIK VARGA	ALMA RACING TEAM	YAMAHA	STCK600	276.8	12	ENTRENAMIENTOS LII
20 MELVIN VAN DER VOORT	YAMAHA MS RACING	YAMAHA	SS600NG	275.4	6	ENTRENAMIENTO CRC
73 JACOPO CRETARO	PS RACING TEAM		STCK600	275.4	5	ENTRENAMIENTO CRC
31 ALBERTO GARCIA	ADN VG RACING	YAMAHA	STCK600	274.7	3	ENTRENAMIENTO CRC
57 FRANCISCO JAVIER PALOMERA	CERBA PROMORACING TEAM	YAMAHA	STCK600	274.7	11	ENTRENAMIENTOS LII
91 TAIYO AKSU	ARCO SASH MOTOR UNIVERSITY TEAM	YAMAHA	STCK600	274.7	5	ENTRENAMIENTOS LII
61 JAVIER DEL OLMO	KAWASAKI PALMETO PLRACING	KAWASAKI	STCK600	274.0	4	ENTRENAMIENTO CRC
32 RODRIGO VALENTE MARTINS	ILUSION RACING	YAMAHA	STCK600	273.3	6	ENTRENAMIENTO CRC
88 SVIATOSLAV PYLYPENKO	ANDOTRANS TEAM TORRENTÓ	YAMAHA	SS600NG	273.3	7	ENTRENAMIENTOS LII
7 DIEGO HERNANDO	ARCO SASH MOTOR UNIVERSITY TEAM	YAMAHA	STCK600	272.0	5	ENTRENAMIENTOS LII
22 DECLAN VAN ROSMALEN	IUM MOTORSPORTS	YAMAHA	STCK600	270.7	2	ENTRENAMIENTO CRC
81 PAOLA RAMOS	SUPERHUGO 44 TEAM	YAMAHA	STCK600	270.7	8	ENTRENAMIENTOS LII
58 JOSE LUIS ARMARIO	SUPERHUGO 44 TEAM	YAMAHA	STCK600	268.7	5	ENTRENAMIENTO CRC
98 CHANON INTA		YAMAHA	STCK600	268.7	8	ENTRENAMIENTOS LII
60 ROSA ISAAC	TEAM MOTO CLUBE DE LOULE	YAMAHA	STCK600	267.4	11	ENTRENAMIENTO CRC



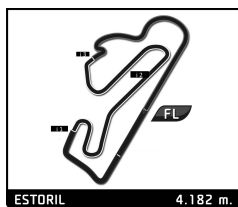


## SUPERSPORT NG

ESBK CIRCUITO DO ESTORIL II 30 AGOSTO Y 1 SEP.  
ENTRENAMIENTO CRONOMETRADO

### Secuencia de vueltas rápidas

T. Sesión	Nº Piloto	Equipo	Moto	Clase	Tiempo	Km/h	Vlt.
3:37.456	<b>38</b> JUAN RODRIGUEZ	I+DENT RACING TEAM		SS600NG	<b>1:43.333</b>	145.7	2
3:38.469	<b>74</b> PIOTR BIESIEKIRSKI			SS600NG	<b>1:42.420</b>	147.0	2
3:57.279	<b>16</b> ALVARO FUERTES	PS RACING TEAM		SS600NG	<b>1:42.004</b>	147.6	2
4:39.204	<b>43</b> HARRY KHOURI	ANDOTRANS TEAM TORRENTO	YAMAHA	SS600NG	<b>1:41.935</b>	147.7	2
4:47.241	<b>37</b> MAURO GONZALEZ	TEAM SPEED RACING		SS600NG	<b>1:41.807</b>	147.9	2
5:19.123	<b>38</b> JUAN RODRIGUEZ	I+DENT RACING TEAM		SS600NG	<b>1:41.667</b>	148.1	3
5:38.558	<b>16</b> ALVARO FUERTES	PS RACING TEAM		SS600NG	<b>1:41.279</b>	148.7	3
10:24.380	<b>74</b> PIOTR BIESIEKIRSKI			SS600NG	<b>1:41.261</b>	148.7	6
15:08.124	<b>37</b> MAURO GONZALEZ	TEAM SPEED RACING		SS600NG	<b>1:40.696</b>	149.5	6
16:48.646	<b>37</b> MAURO GONZALEZ	TEAM SPEED RACING		SS600NG	<b>1:40.522</b>	149.8	7
18:28.942	<b>37</b> MAURO GONZALEZ	TEAM SPEED RACING		SS600NG	<b>1:40.296</b>	150.1	8



## SUPERSPORT NG

### ESBK CIRCUITO DO ESTORIL II 30 AGOSTO Y 1 SEP. ENTRENAMIENTO CRONOMETRADO

#### Mejores velocidades máximas

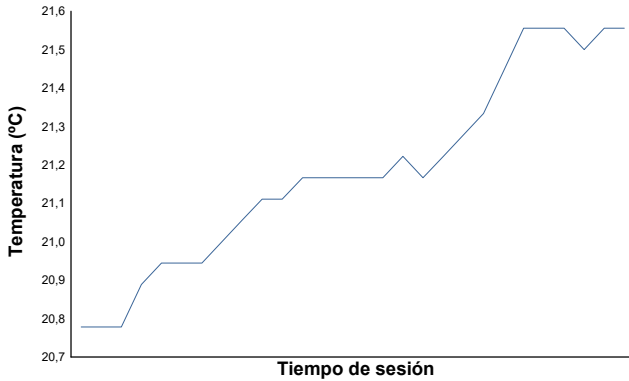
Nº Piloto	Equipo	Clase	V.Max 1		V.Max 2		V.Max 3		V.Max 4		V.Max 5		Pro
			Km/h	Vlt.	Km/h	Vlt.	Km/h	Vlt.	Km/h	Vlt.	Km/h	Vlt.	
43 HARRY KHOURI	ANDOTRANS TEAM TORRENTO	SS600NG	284.7	5	281.7	12	279.6	3	276.8	13	276.8	9	279,9
4 ERIC FERNANDEZ	TEAM SPEED RACING	SS600NG	282.5	13	282.5	4	281.0	14	280.3	12	279.6	3	281,2
55 GUILLERMO MARCEL MOF		SS600NG	281.7	14	280.3	7	278.9	5	276.1	11	276.1	8	278,6
13 DINO IOZZO	IUM MOTORSPORTS	STCK600	281.7	2	279.6	5	279.6	3	278.9	7	277.5	4	279,5
74 PIOTR BIESIEKIRSKI		SS600NG	281.0	10	276.1	13	276.1	11	275.4	6	274.7	5	276,7
16 ALVARO FUERTES	PS RACING TEAM	SS600NG	280.3	6	277.5	4	276.1	3	276.1	8	274.0	7	276,8
37 MAURO GONZALEZ	TEAM SPEED RACING	SS600NG	280.3	4	280.3	8	279.6	3	279.6	6	278.9	9	279,7
80 MOHAMMED BINLADIN	TEAM SPEED RACING	SS600NG	280.3	10	278.2	13	277.5	12	277.5	11	276.8	8	278,1
33 FILIP REHACEK	NEW2 PROJECT	SS600NG	279.6	5	278.9	4	276.8	3	276.1	9	276.1	7	277,5
38 JUAN RODRIGUEZ	I+DENT RACING TEAM	SS600NG	278.9	14	278.9	5	278.2	13	276.1	12	276.1	9	277,6
19 JOAN DIAZ	PS RACING TEAM	SS600NG	278.2	8	276.8	4	274.0	3	274.0	5	274.0	7	275,4
67 GONÇALO CAPOTE DA SILEASYRACE TEAM		STCK600	276.8	3	274.7	2	274.0	4	273.3	11	269.3	10	273,6
20 MELVIN VAN DER VOORT	YAMAHA MS RACING	SS600NG	275.4	10	275.4	6	274.7	5	274.0	11	274.0	4	274,7
73 JACOPO CRETARO	PS RACING TEAM	STCK600	275.4	5	272.7	9	272.7	8	270.7	4	270.7	2	272,4
31 ALBERTO GARCIA	ADN VG RACING	STCK600	274.7	3	274.0	11	273.3	2	272.7	4	271.3	7	273,2
47 TIBOR ERIK VARGA	ALMA RACING TEAM	STCK600	274.7	3	272.7	4	271.3	11	270.7	12	270.7	10	272,0
10 LEUNGO KITLANO GAOREI+DENT RACING TEAM		SS600NG	274.0	4	273.3	13	273.3	5	272.7	11	272.7	3	273,2
61 JAVIER DEL OLMO	KAWASAKI PALMETO PLRACING	STCK600	274.0	4	271.3	5	271.3	3	271.3	2	268.7	6	271,3
32 RODRIGO VALENTE MARTILUSION RACING		STCK600	273.3	13	273.3	6	272.0	10	271.3	3	270.0	9	272,0
88 SVIATOSLAV PYLYPENKO	ANDOTRANS TEAM TORRENTÓ	SS600NG	272.7	4	272.0	8	270.7	9	269.3	5	268.7	11	270,7
91 TAIYO AKSU	ARCO SASH MOTOR UNIVERSITY TEAM	STCK600	272.0	9	272.0	2	271.3	7	271.3	4	271.3	3	271,6
57 FRANCISCO JAVIER PALO	CERBA PROMORACING TEAM	STCK600	271.3	5	270.7	6	270.0	3	269.3	13	268.7	15	270,0
22 DECLAN VAN ROSMALEN	IUM MOTORSPORTS	STCK600	270.7	2	270.0	5	269.3	3	268.7	11	268.7	10	269,5
7 DIEGO HERNANDO	ARCO SASH MOTOR UNIVERSITY TEAM	STCK600	270.0	2	266.7	4	265.4	3	262.3	5	258.6	7	264,6
58 JOSE LUIS ARMARIO	SUPERHUGO 44 TEAM	STCK600	268.7	5	266.1	4	266.1	2	264.2	10	264.2	3	265,9
81 PAOLA RAMOS	SUPERHUGO 44 TEAM	STCK600	268.7	9	268.7	8	266.1	12	266.1	11	265.4	10	267,0
60 ROSA ISAAC	TEAM MOTO CLUBE DE LOULE	STCK600	267.4	11	263.5	10	263.5	9	262.9	5	261.7	8	263,8
98 CHANON INTA		STCK600	265.4	5	263.5	2	262.3	3	260.4	4	259.8	9	262,3



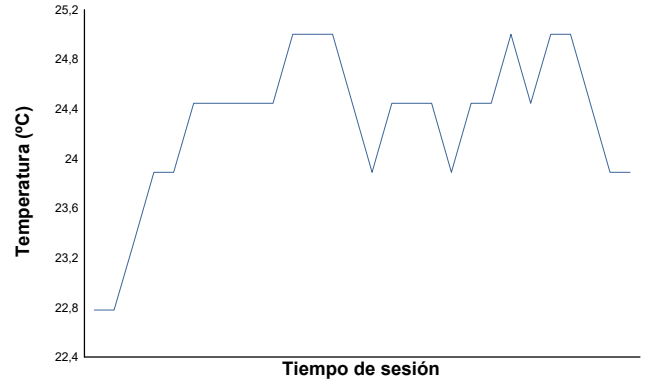
**ESBK CIRCUITO DO ESTORIL II 30 AGOSTO Y 1 SEP.**  
**SUPERSPORT NG**  
**ENTRENAMIENTO CRONOMETRADO**

Informe meteorológico

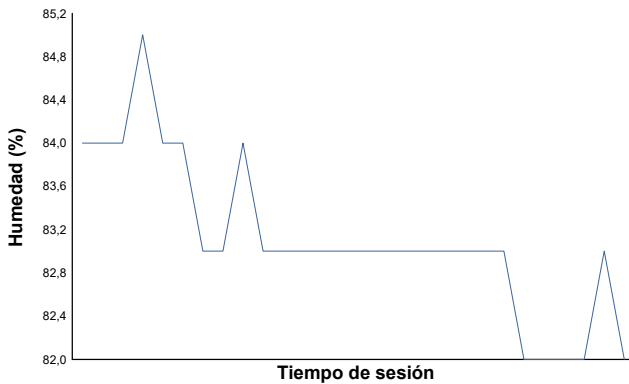
**Temperatura del Aire**



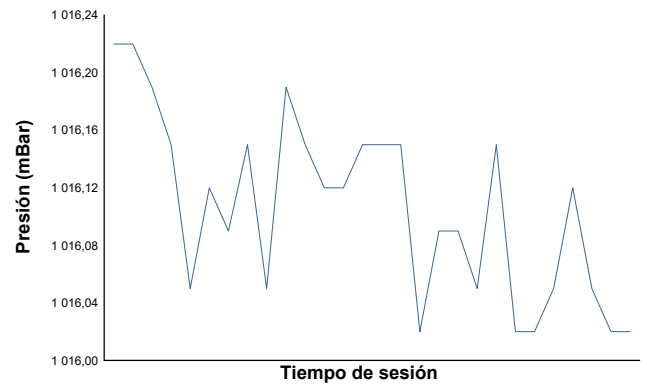
**Temperatura de la Pista**



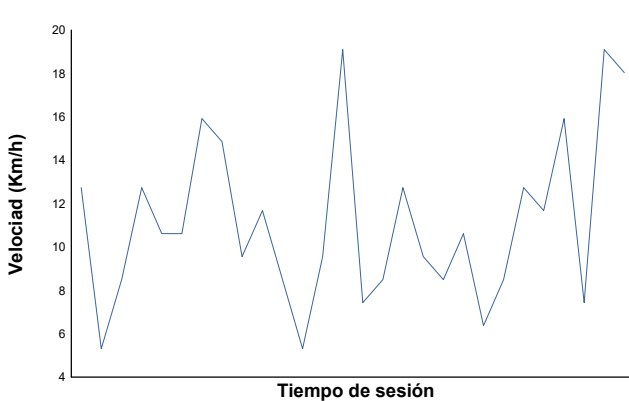
**Humedad**



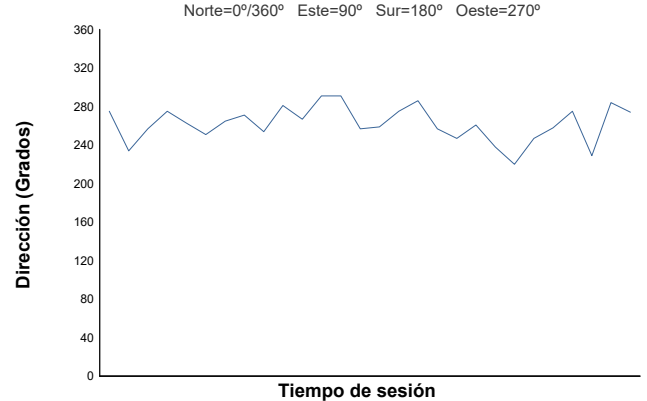
**Presión**



**Velocidad del viento**



**Dirección del viento**



Estado de pista: **SECO**