



# SBK

## ESBK CIRCUITO DO ESTORIL II 30 AGOSTO Y 1 SEP.

### ENTRENAMIENTO CRONOMETRADO

### Clasificación

Nº	Piloto	Nac	Equipo	Moto	Neum.	CI.	Tiempo	Vlt.	Total	Dif.	Km/h
1	53 TITO RABAT	ESP		KAWASAKI	Pirelli	SBK	1:37.515	10	13	-	154.4
2	43 SIMON JESPERSEN	DEN	YAMAHA TEAM SCANDINAVIA	YAMAHA		SBK	1:37.592	10	13	+0.077	154.3
3	1 IVO LOPES	POR	BMW EASYRACE TEAM	BMW	Dunlop	SBK	1:38.065	9	13	+0.550	153.5
4	44 STEVEN ODENDAAL	RSA	NEW 2 PROJET	YAMAHA	Pirelli	SBK	1:38.096	12	14	+0.581	153.5
5	10 UNAI ORRADRE	ESP	TEAM HONDA LAGLISSE	HONDA	Dunlop	SBK	1:38.433	7	14	+0.918	152.9
6	12 BORJA GOMEZ	ESP	TEAM HONDA LAGLISSE	HONDA	Dunlop	SBK	1:38.585	4	12	+1.070	152.7
7	40 ROMAN RAMOS	ESP	KAWASAKI PALMETO PL RACING	KAWASAKI	Pirelli	SBK	1:38.917	8	12	+1.402	152.2
8	21 EDUARDO MONTERO	ESP	TEAM HONDA LAGLISSE	HONDA	Dunlop	STCK10C	1:39.564	4	13	+2.049	151.2
9	33 DANIEL VALLE	ESP		YAMAHA	Pirelli	STCK10C	1:39.745	4	13	+2.230	150.9
10	20 BRETT ALEXANDER ROBERT	RSA	BMW EASYRACE TEAM	BMW	Dunlop	STCK10C	1:40.259	12	13	+2.744	150.2
11	52 GUILLEM ERILL	ESP	DEZA - BOX 77 EACING TEAM	KAWASAKI	Pirelli	STCK10C	1:40.264	11	14	+2.749	150.2
12	5 CHRISTOPHE PONSSON	FRA	GIL MOTOR SPORT		Pirelli	SBK	1:40.471	3	12	+2.956	149.8
13	93 MATHIAS POULSEN	DEN		YAMAHA		SBK	1:41.400	7	10	+3.885	148.5
14	29 JUAN JOSE NUÑEZ	ESP	YAMAHA MS RACING	YAMAHA		STCK10C	1:42.774	9	12	+5.259	146.5
15	58 RICARDO MATEUS MARINHO	POR		HONDA	Dunlop	STCK10C	1:43.259	4	10	+5.744	145.8
16	82 RETO WIEDERKEHR	SUI			Pirelli	STCK10C	1:43.295	9	14	+5.780	145.7
17	38 OLA NESBAKKEN	ESP	YAMAHA TEAM SCANDINAVIA	YAMAHA	Pirelli	STCK10C	1:43.490	5	14	+5.975	145.5
18	37 COREY TINKER	GBR		YAMAHA	Pirelli	STCK10C	1:43.490	10	13	+5.975	145.5
19	4 JAVIER ARTIME	ESP	CERBA PROMORACING TEAM	YAMAHA	Dunlop	STCK10C	1:45.428	5	14	+7.913	142.8

Vuelta rápida: Vlt. 10 TITO RABAT 1:37.515 154.4 Km/h

#12; #33 - voltas retiradas por track limits

12:00

Hora de publicación: .....

Estado de pista: SECO

Diretor de Carrera:

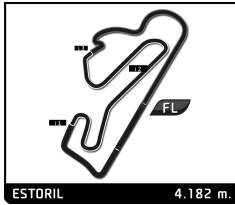
João Pedro Lima



Timekeeper

Jorge Pinto





## SBK

# ESBK CIRCUITO DO ESTORIL II 30 AGOSTO Y 1 SEP. ENTRENAMIENTO CRONOMETRADO

## Clasificación por Clase

Nº Piloto	Nac	Equipo	Moto	Tiempo	Vlt. Total	Dif.	Km/h
<b>SBK</b>							
1	53	TITO RABAT	ESP	KAWASAKI	1:37.515	10 13	154.4
2	43	SIMON JESPERSEN	DEN	YAMAHA TEAM SCANDINAVIA	1:37.592	10 13	+0.077 +0.077 154.3
3	1	IVO LOPES	POR	BMW EASYRACE TEAM	1:38.065	9 13	+0.550 +0.473 153.5
4	44	STEVEN ODENDAAL	RSA	NEW 2 PROJET	1:38.096	12 14	+0.581 +0.031 153.5
5	10	UNAI ORRADRE	ESP	TEAM HONDA LAGLISSE	1:38.433	7 14	+0.918 +0.337 152.9
6	12	BORJA GOMEZ	ESP	TEAM HONDA LAGLISSE	1:38.585	4 12	+1.070 +0.152 152.7
7	40	ROMAN RAMOS	ESP	KAWASAKI PALMETO PL RACING	1:38.917	8 12	+1.402 +0.332 152.2
8	5	CHRISTOPHE PONSSON	FRA	GIL MOTOR SPORT	1:40.471	3 12	+2.956 +1.554 149.8
9	93	MATHIAS POULSEN	DEN	YAMAHA	1:41.400	7 10	+3.885 +0.929 148.5
<b>STCK1000</b>							
1	21	EDUARDO MONTERO	ESP	TEAM HONDA LAGLISSE	1:39.564	4 13	151.2
2	33	DANIEL VALLE	ESP	YAMAHA	1:39.745	4 13	+0.181 +0.181 150.9
3	20	BRETT ALEXANDER ROBERTS	RSA	BMW EASYRACE TEAM	1:40.259	12 13	+0.695 +0.514 150.2
4	52	GUILLEM ERILL	ESP	DEZA - BOX 77 EACING TEAM	1:40.264	11 14	+0.700 +0.005 150.2
5	29	JUAN JOSE NUÑEZ	ESP	YAMAHA MS RACING	1:42.774	9 12	+3.210 +2.510 146.5
6	58	RICARDO MATEUS MARINHO	POR	HONDA	1:43.259	4 10	+3.695 +0.485 145.8
7	82	RETO WIEDERKEHR	SUI		1:43.295	9 14	+3.731 +0.036 145.7
8	38	OLA NESBAKKEN	ESP	YAMAHA TEAM SCANDINAVIA	1:43.490	5 14	+3.926 +0.195 145.5
9	37	COREY TINKER	GBR	YAMAHA	1:43.490	10 13	+3.926 145.5
10	4	JAVIER ARTIME	ESP	CERBA PROMORACING TEAM	1:45.428	5 14	+5.864 +1.938 142.8

#12; #33 - voltas retiradas por track limits

Hora de publicación: .....

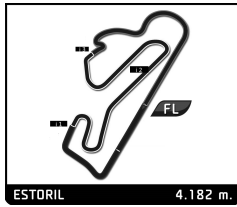
Estado de pista: **SECO**

**Diretor de Carrera:**  
João Pedro Lima



**Timekeeper**  
Jorge Pinto



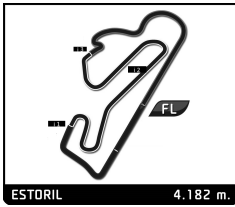


# SBK ESBK CIRCUITO DO ESTORIL II 30 AGOSTO Y 1 SEP. ENTRENAMIENTO CRONOMETRADO

Vuelta a vuelta

— Vuelta invalidada ■ Mejor Personal ■ Mejor de la sesión B Cruzando por el pit lane

Vlt.	Tiempo	Sector 1	Sector 2	Sector 3	Sector 4	T. Sesión	Vlt.	Tiempo	Sector 1	Sector 2	Sector 3	Sector 4	T. Sesión
<b>1</b>	<b>IVO LOPES</b>					POR	7	<b>1:38.433</b>	19.527	24.637	<b>22.956</b>	31.313	16:52.083
	BMW EASYRACE TEAM					BMW	8	1:38.434	<b>19.272</b>	24.574	23.039	31.549	18:30.517
1	2:03.743	43.629	25.458	23.349	31.307	2:03.743	9	1:47.819 B	20.374	24.872	23.516	39.057	20:18.336
2	1:41.688	22.740	24.688	23.102	31.158	3:45.431	10	4:28.419	3:05.451	26.709	23.949	32.310	24:46.755
3	1:39.096	20.095	24.628	23.154	31.219	5:24.527	11	1:39.374	19.457	24.580	23.447	31.890	26:26.129
4	1:38.801	19.540	24.789	23.128	31.344	7:03.328	12	1:38.436	19.421	24.739	22.987	<b>31.289</b>	28:04.565
5	1:38.700	19.379	24.696	23.173	31.452	8:42.028	13	1:49.427	23.658	26.056	25.073	34.640	29:53.992
6	1:49.683 B	21.621	25.029	23.340	39.693	10:31.711	14	1:43.484	23.025	25.145	23.496	31.818	31:37.476
7	6:55.819	5:18.867	25.206	39.981	31.765	17:27.530							
8	1:38.108	19.431	24.517	23.014	<b>31.146</b>	19:05.638							
9	<b>1:38.065</b>	<b>19.316</b>	24.689	<b>22.909</b>	31.151	20:43.703							
10	1:47.498 B	19.991	24.747	23.432	39.328	22:31.201							
11	5:40.931	4:12.234	24.848	30.842	33.007	28:12.132							
12	1:40.480	19.345	<b>24.466</b>	24.448	32.221	29:52.612							
13	1:47.186	24.201	25.044	23.551	34.390	31:39.798							
<b>4</b>	<b>JAVIER ARTIME</b>					ESP							
	CERBA PROMORACING TEAM					YAMAHA							
1	2:14.954	45.502	28.557	26.539	34.356	2:14.954							
2	1:48.621	22.062	26.850	25.658	34.051	4:03.575							
3	1:46.331	21.196	26.578	25.033	33.524	5:49.906							
4	1:45.823	21.120	26.480	25.016	<b>33.207</b>	7:35.729							
5	<b>1:45.428</b>	21.017	26.358	<b>24.717</b>	33.336	9:21.157							
6	1:46.100	21.093	<b>26.332</b>	25.245	33.430	11:07.257							
7	2:05.744 B	21.011	27.834	26.612	50.287	13:13.001							
8	7:09.188	5:40.876	27.653	25.800	34.859	20:22.189							
9	1:53.526	21.408	27.874	30.250	33.994	22:15.715							
10	1:46.271	21.094	26.644	25.077	33.456	24:01.986							
11	1:47.074	21.674	26.627	25.182	33.591	25:49.060							
12	1:46.190	21.098	26.369	25.095	33.628	27:35.250							
13	1:46.167	<b>20.989</b>	26.622	24.817	33.739	29:21.417							
14	2:07.652	33.475	32.343	26.451	35.383	31:29.069							
<b>5</b>	<b>CHRISTOPHE PONSSON</b>					FRA							
	GIL MOTOR SPORT												
1	1:56.274	30.818	26.380	25.820	33.256	1:56.274							
2	1:40.856	19.842	25.425	23.713	<b>31.876</b>	3:37.130							
3	<b>1:40.471</b>	19.792	25.030	23.702	31.947	5:17.601							
4	1:40.486	19.809	<b>24.988</b>	23.532	32.157	6:58.087							
5	1:53.138 B	20.807	25.745	24.089	42.497	8:51.225							
6	10:15.693	8:44.731	29.116	26.600	35.246	19:06.918							
7	1:42.661	19.916	25.187	23.613	33.945	20:49.579							
8	1:41.752	19.753	25.443	23.976	32.580	22:31.331							
9	1:40.806	<b>19.725</b>	25.154	23.707	32.220	24:12.137							
10	1:50.918 B	21.110	25.652	24.210	39.946	26:03.055							
11	3:53.659	2:30.193	25.995	24.475	32.996	29:56.714							
12	1:40.472	19.822	25.103	<b>23.527</b>	32.020	31:37.186							
<b>10</b>	<b>UNAI ORRADRE</b>					ESP							
	TEAM HONDA LAGLISSE					HONDA							
1	1:56.110	33.446	25.709	24.968	31.987	1:56.110							
2	1:39.670	19.822	25.205	23.162	31.481	3:35.780							
3	1:40.392	19.579	24.623	24.137	32.053	5:16.172							
4	1:38.824	19.586	<b>24.570</b>	23.119	31.549	6:54.996							
5	1:49.133 B	20.139	25.530	23.706	39.758	8:44.129							
6	6:29.521	5:06.866	25.804	24.294	32.557	15:13.650							
<b>12</b>	<b>BORJA GOMEZ</b>					ESP							
	TEAM HONDA LAGLISSE					HONDA							
1	2:04.120	43.753	25.640	23.403	31.324	2:04.120							
2	1:39.518	19.692	24.549	23.890	31.387	3:43.638							
3	1:41.554	19.395	24.511	23.291	34.357	5:25.192							
4	<b>1:38.585</b>	19.431	24.612	23.199	31.343	7:03.777							
5	1:54.405 B	21.161	25.264	23.922	44.058	8:58.182							
6	8:29.775	6:52.635	25.248	30.189	41.703	17:27.957							
7	1:38.616	19.477	24.675	<b>23.160</b>	<b>31.304</b>	19:06.573							
8	1:41.971	<b>19.374</b>	24.476	24.423	33.698	20:48.544							
9	1:49.995 B	19.389	25.152	23.931	41.523	22:38.539							
10	5:33.708	4:05.128	24.748	31.002	32.830	28:12.247							
11	1:40.655	19.606	<b>24.449</b>	24.491	32.109	29:52.902							
12	1:47.177	20.026	26.174	23.354	37.623	31:40.079							
<b>20</b>	<b>BRETT ALEXANDER ROBERTS</b>					RSA							
	BMW EASYRACE TEAM					BMW							
1	1:57.468	33.333	26.536	24.873	32.726	1:57.468							
2	1:41.592	20.245	25.207	23.975	32.165	3:39.060							
3	1:40.969	20.112	25.083	23.741	32.033	5:20.029							
4	1:41.369	20.125	25.179	23.951	32.114	7:01.398							
5	1:41.231	20.147	25.022	23.934	32.128	8:42.629							
6	1:53.180 B	20.298	26.808	24.308	41.766	10:35.809							
7	9:40.619	8:16.485	25.953	24.651	33.530	20:16.428							
8	1:40.881	20.211	25.130	<b>23.711</b>	31.829	21:57.309							
9	1:41.052	20.195	25.100	23.811	31.946	23:38.361							
10	1:40.607	20.002	25.037	23.751	31.817	25:18.968							
11	1:49.327	20.139	25.310	31.413	32.465	27:08.295							
12	<b>1:40.259</b>	<b>19.895</b>	24.994	23.759	<b>31.611</b>	28:48.554							
13	1:40.518	19.998	<b>24.916</b>	23.783	31.821	30:29.072							
<b>21</b>	<b>EDUARDO MONTERO</b>					ESP							
	TEAM HONDA LAGLISSE					HONDA							
1	1:56.826	34.117	26.367	24.342	32.000	1:56.826							
2	1:40.560	19.961	25.207	23.726	<b>31.666</b>	3:37.386							
3	1:40.276	19.923	25.118	23.512	31.723	5:17.662							
4	<b>1:39.564</b>	19.625	<b>24.854</b>	23.408	31.677	6:57.226							
5	1:39.887	19.665	24.940	23.366	31.916	8:37.113							
6	1:39.902	19.597	25.025	23.480	31.800	10:17.015							
7	1:52.378	22.328	26.905	25.684	37.461	12:09.393							
8	1:52.428 B	19.816	26.881	24.078	41.653	14:01.821							
9	10:45.393	9:23.825	25.980	23.759	31.829	24:47.214							
10	1:40.297	<b>19.526</b>	24.906	<b>23.358</b>	32.507	26:27.511							
11	1:40.232	19.762	24.990	23.409	32.071	28:07.743							
12	1:39.898	19.723	25.001	23.404	31.770	29:47.641							
13	1:52.854	30.204	25.488	23.436	33.726	31:40.495							



# SBK ESBK CIRCUITO DO ESTORIL II 30 AGOSTO Y 1 SEP. ENTRENAMIENTO CRONOMETRADO

Vuelta a vuelta

— Vuelta invalidada    ■ Mejor Personal    ■ Mejor de la sesión    B Cruzando por el pit lane

Vlt.	Tiempo	Sector 1	Sector 2	Sector 3	Sector 4	T. Sesión	Vlt.	Tiempo	Sector 1	Sector 2	Sector 3	Sector 4	T. Sesión	
<b>29</b>	<b>JUAN JOSE NUÑEZ</b>						ESP	8	2:06.282 <b>B</b>	20.758	27.680	26.128	51.716	14:53.064
	YAMAHA MS RACING						YAMAHA	9	8:05.741	6:40.507	27.117	25.052	33.065	22:58.805
1	2:00.595	32.858	28.463	25.812	33.462	2:00.595	10	1:44.351	20.464	26.025	24.926	32.936	24:43.156	
2	1:44.627	20.534	26.325	24.945	32.823	3:45.222	11	1:44.273	20.485	26.077	24.943	32.768	26:27.429	
3	1:44.233	20.425	26.363	24.408	33.037	5:29.455	12	1:44.665	20.302	<b>25.889</b>	24.967	33.507	28:12.094	
4	1:43.126	20.177	25.814	24.406	32.729	7:12.581	13	1:44.617	20.430	26.094	24.993	33.100	29:56.711	
5	1:43.568	20.270	25.775	24.733	32.790	8:56.149	14	2:06.336 <b>B</b>	24.292	27.999	26.284	47.761	32:03.047	
6	2:00.281 <b>B</b>	<b>20.107</b>	25.991	24.510	49.673	10:56.430								
7	11:16.890	9:51.413	27.199	25.270	33.008	22:13.320								
8	1:43.795	20.877	25.847	24.224	32.847	23:57.115								
9	<b>1:42.774</b>	20.166	25.730	<b>24.187</b>	32.691	25:39.889								
10	1:42.783	20.241	<b>25.586</b>	24.267	<b>32.689</b>	27:22.672								
11	1:49.557	23.443	26.514	25.484	34.116	29:12.229								
12	1:56.958	20.213	28.442	34.436	33.867	31:09.187								
<b>40</b>	<b>ROMAN RAMOS</b>						ESP							
	KAWASAKI PALMETO PL RACING						KAWASAKI							
1	2:12.359	50.263	26.216	24.199	31.681	2:12.359								
2	1:39.483	19.863	24.899	23.377	<b>31.344</b>	3:51.842								
3	1:39.406	19.763	24.771	23.383	31.489	5:31.248								
4	1:39.280	19.543	24.873	23.407	31.457	7:10.528								
5	1:51.003 <b>B</b>	19.550	24.787	24.057	42.609	9:01.531								
6	5:11.532	3:50.291	25.934	23.753	31.554	14:13.063								
7	1:39.505	19.594	24.737	23.297	31.877	15:52.568								
8	<b>1:38.917</b>	<b>19.533</b>	24.717	<b>23.281</b>	31.386	17:31.485								
9	1:49.751 <b>B</b>	20.140	25.648	23.775	40.188	19:21.236								
10	6:22.125	4:56.872	26.755	24.849	33.649	25:43.361								
11	1:39.358	19.650	<b>24.674</b>	23.320	31.714	27:22.719								
12	1:54.656 <b>B</b>	22.627	25.639	24.002	42.388	29:17.375								
<b>43</b>	<b>SIMON JESPERSEN</b>						DEN							
	YAMAHA TEAM SCANDINAVIA						YAMAHA							
1	2:18.831	58.012	25.397	23.535	31.887	2:18.831								
2	1:39.474	19.653	25.352	23.313	31.156	3:58.305								
3	1:38.622	19.592	24.552	23.099	31.379	5:36.927								
4	1:49.446 <b>B</b>	20.531	25.052	23.571	40.292	7:26.373								
5	4:22.530	3:02.569	25.312	23.225	31.424	11:48.903								
6	1:38.092	19.582	24.455	23.051	31.004	13:26.995								
7	1:37.909	19.369	24.514	<b>22.957</b>	31.069	15:04.904								
8	1:50.396 <b>B</b>	19.933	25.664	24.126	40.673	16:55.300								
9	7:01.732	5:42.395	25.239	23.007	31.091	23:57.032								
10	<b>1:37.592</b>	<b>19.215</b>	24.473	23.004	<b>30.900</b>	25:34.624								
11	1:38.217	19.605	24.460	23.041	31.111	27:12.841								
12	1:43.983	19.405	<b>24.411</b>	23.114	37.053	28:56.824								
13	1:46.056	21.045	24.970	27.881	32.160	30:42.880								
<b>44</b>	<b>STEVEN ODENDAAL</b>						RSA							
	NEW 2 PROJET						YAMAHA							
1	2:05.813	45.554	25.706	23.364	31.189	2:05.813								
2	1:38.313	19.451	24.708	22.998	<b>31.156</b>	3:44.126								
3	1:41.446	19.407	<b>24.459</b>	23.105	34.475	5:25.572								
4	1:38.378	19.319	24.841	<b>22.970</b>	31.248	7:03.950								
5	1:38.716	19.445	24.474	23.036	31.761	8:42.666								
6	1:52.094 <b>B</b>	19.870	26.546	23.285	42.393	10:34.760								
7	8:11.080	6:40.643	28.991	29.486	31.960	18:45.840								
8	1:38.621	19.482	24.557	23.054	31.528	20:24.461								
9	1:46.452	19.354	24.893	23.186	39.019	22:10.913								
10	1:43.561	23.661	25.109	23.351	31.440	23:54.474								
11	1:38.932	19.384	24.633	23.426	31.489	25:33.406								
12	<b>1:38.096</b>	<b>19.284</b>	24.535	23.015	31.262	27:11.502								
13	1:46.022	19.341	24.647	23.579	38.455	28:57.524								
14	1:58.551 <b>B</b>	19.471	24.852	28.284	45.944	30:56.075								
<b>33</b>	<b>DANIEL VALLE</b>						ESP							
	YAMAHA						YAMAHA							
1	2:05.502	42.516	27.599	23.617	31.770	2:05.502								
2	1:39.768	19.724	25.211	<b>23.273</b>	31.560	3:45.270								
3	1:41.134	20.660	25.120	23.340	32.014	5:26.404								
4	<b>1:39.745</b>	19.681	<b>24.718</b>	23.475	31.871	7:06.149								
5	2:00.633 <b>B</b>	25.028	28.074	24.662	42.869	9:06.782								
6	9:39.875	8:09.055	28.689	30.289	31.842	18:46.657								
7	1:39.854	19.804	25.015	23.319	31.716	20:26.511								
8	1:45.054	<b>19.509</b>	25.997	24.291	35.257	22:11.565								
9	1:42.619	22.410	25.019	23.675	<b>31.515</b>	23:54.184								
10	1:40.190	19.624	25.205	23.524	31.837	25:34.374								
11	1:49.338	24.132	26.085	23.831	35.290	27:23.712								
12	2:03.339 <b>B</b>	25.186	27.067	24.283	46.803	29:27.051								
13	2:47.977 <b>B</b>	59.467	29.479	27.537	51.494	32:15.028								
<b>37</b>	<b>COREY TINKER</b>						GBR							
	YAMAHA						YAMAHA							
1	1:54.761	29.882	26.704	24.940	33.235	1:54.761								
2	1:44.386	20.547	26.244	24.649	32.946	3:39.147								
3	1:44.298	20.582	25.841	24.766	33.109	5:23.445								
4	1:44.054	20.501	26.125	<b>24.629</b>	32.799	7:07.499								
5	1:44.449	20.286	26.069	24.899	33.195	8:51.948								
6	2:04.131 <b>B</b>	20.553	27.533	25.711	50.334	10:56.079								
7	9:52.237	8:27.153	26.679	25.222	33.183	20:48.316								
8	1:43.794	20.553	25.862	24.665	32.714	22:32.110								
9	1:43.532	20.308	25.828	24.689	<b>32.707</b>	24:15.642								
10	<b>1:43.490</b>	<b>20.242</b>	<b>25.732</b>	24.686	32.830	25:59.132								
11	1:53.478	26.686	27.346	26.034	33.412	27:52.610								
12	1:43.845	20.293	25.875	24.801	32.876	29:36.455								
13	1:44.053	20.325	26.173	24.754	32.801	31:20.508								
<b>38</b>	<b>OLA NESBAKKEN</b>						ESP							
	YAMAHA TEAM SCANDINAVIA						YAMAHA							
1	2:20.011	53.533	27.430	25.598	33.450	2:20.011								
2	1:45.065	20.748	26.333	25.087	32.897	4:05.076								
3	1:44.548	20.714	26.026	24.673	33.135	5:49.624								
4	1:43.934	20.652	25.987	<b>24.487</b>	32.808	7:33.558								
5	<b>1:43.490</b>	<b>20.172</b>	25.944	24.666	<b>32.708</b>	9:17.048								
6	1:45.204	20.439	25.982	25.139	33.644	11:02.252								
7	1:44.530	20.402	26.024	24.972	33.132	12:46.782								

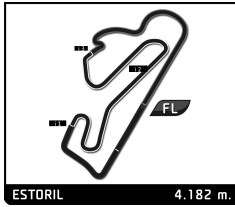


**SBK**  
ESBK CIRCUITO DO ESTORIL II 30 AGOSTO Y 1 SEP.  
ENTRENAMIENTO CRONOMETRADO

Vuelta a vuelta

— Vuelta invalidada    ■ Mejor Personal    ■ Mejor de la sesión    B Cruzando por el pit lane

Vlt.	Tiempo	Sector 1	Sector 2	Sector 3	Sector 4	T. Sesión	Vlt.	Tiempo	Sector 1	Sector 2	Sector 3	Sector 4	T. Sesión	
<b>52</b>	<b>GUILLEM ERILL</b>						ESP	9	<b>1:43.295</b>	20.574	<b>25.931</b>	<b>24.352</b>	<b>32.438</b>	22:54.525
	DEZA - BOX 77 EACING TEAM						KAWASAKI	10	1:43.519	<b>20.365</b>	26.015	24.518	32.621	24:38.044
1	1:51.839	29.405	25.750	24.227	32.457	1:51.839	11	1:45.882	20.447	26.807	25.148	33.480	26:23.926	
2	1:42.417	20.177	25.387	24.338	32.515	3:34.256	12	1:43.795	20.677	25.991	24.501	32.626	28:07.721	
3	1:41.809	20.157	25.328	24.080	32.244	5:16.065	13	1:44.602	20.536	26.009	25.040	33.017	29:52.323	
4	1:41.138	20.154	25.026	23.771	32.187	6:57.203	14	1:53.619	28.541	27.208	24.832	33.038	31:45.942	
5	1:41.034	20.090	25.020	<b>23.643</b>	32.281	8:38.237								
6	1:41.313	19.948	25.079	23.950	32.336	10:19.550								
7	1:57.201B	22.260	26.658	24.571	43.712	12:16.751								
8	8:08.223	6:46.331	25.737	23.940	32.215	20:24.974								
9	1:40.821	19.993	25.222	23.735	<b>31.871</b>	22:05.795								
10	1:40.324	<b>19.762</b>	<b>24.863</b>	23.692	32.007	23:46.119								
11	<b>1:40.264</b>	19.783	24.896	23.696	31.889	25:26.383								
12	1:40.781	19.854	24.885	23.934	32.108	27:07.164								
13	1:58.155B	20.035	26.601	27.583	43.936	29:05.319								
14	2:50.800B	58.351	28.778	29.057	54.614	31:56.119								
<b>93</b>	<b>MATHIAS POULSEN</b>						DEN							
							YAMAHA	1	2:50.848	1:25.275	27.216	25.056	33.301	2:50.848
							2	1:43.429	20.806	25.714	24.333	32.576	4:34.277	
							3	1:42.875	20.410	25.664	24.126	32.675	6:17.152	
							4	1:42.055	20.197	25.406	23.974	32.478	7:59.207	
							5	2:00.869B	20.329	25.518	24.300	50.722	10:00.076	
							6	10:24.242	9:00.292	26.707	24.631	32.612	20:24.318	
							7	<b>1:41.400</b>	<b>20.188</b>	25.428	<b>23.705</b>	<b>32.079</b>	22:05.718	
							8	1:41.537	20.194	<b>25.109</b>	23.874	32.360	23:47.255	
							9	1:43.579	20.566	25.800	24.418	32.795	25:30.834	
							10	2:02.177B	20.505	29.416	24.575	47.681	27:33.011	
<b>53</b>	<b>TITO RABAT</b>						ESP							
							KAWASAKI	1	1:50.546	28.879	25.732	23.765	32.170	1:50.546
							2	1:39.739	19.778	24.909	23.491	31.561	3:30.285	
							3	1:39.073	19.636	24.626	23.362	31.449	5:09.358	
							4	1:48.588B	19.664	24.670	23.226	41.028	6:57.946	
							5	4:33.543	3:12.899	25.476	23.575	31.593	11:31.489	
							6	1:38.633	19.588	24.575	23.180	31.290	13:10.122	
							7	1:38.302	19.577	<b>24.423</b>	23.058	31.244	14:48.424	
							8	1:47.990B	19.555	24.530	23.230	40.675	16:36.414	
							9	7:16.883	5:57.234	24.927	23.582	31.140	23:53.297	
							10	<b>1:37.515</b>	<b>19.298</b>	24.485	<b>22.909</b>	<b>30.823</b>	25:30.812	
							11	1:47.802	26.755	25.742	23.691	31.614	27:18.614	
							12	1:41.853	20.643	25.464	23.755	31.991	29:00.467	
							13	1:41.248	20.273	25.254	23.790	31.931	30:41.715	
<b>58</b>	<b>RICARDO MATEUS MARINHO</b>						POR							
							HONDA	1	4:29.251	3:01.825	27.906	25.758	33.762	4:29.251
							2	1:44.492	20.630	26.115	24.409	33.338	6:13.743	
							3	1:43.583	20.578	26.008	24.402	32.595	7:57.326	
							4	<b>1:43.259</b>	20.273	26.047	<b>24.352</b>	<b>32.587</b>	9:40.585	
							5	2:07.817B	<b>20.226</b>	28.381	26.376	52.834	11:48.402	
							6	10:30.051	9:03.486	27.649	25.465	33.451	22:18.453	
							7	1:43.686	20.526	<b>25.909</b>	24.492	32.759	24:02.139	
							8	1:45.433	21.086	26.295	24.869	33.183	25:47.572	
							9	1:43.461	20.364	26.001	24.415	32.681	27:31.033	
							10	2:14.128B	24.180	31.658	26.083	52.207	29:45.161	
<b>82</b>	<b>RETO WIEDERKEHR</b>						SUI							
							1	2:16.731	51.241	26.920	25.269	33.301	2:16.731	
							2	1:46.063	20.905	26.706	25.378	33.074	4:02.794	
							3	1:44.803	20.795	26.232	24.887	32.889	5:47.597	
							4	1:43.871	20.555	26.231	24.533	32.552	7:31.468	
							5	1:44.585	20.583	26.187	24.969	32.846	9:16.053	
							6	1:43.778	20.486	26.143	24.539	32.610	10:59.831	
							7	2:02.647B	21.234	30.473	25.454	45.486	13:02.478	
							8	8:08.752	6:43.396	26.977	25.462	32.917	21:11.230	

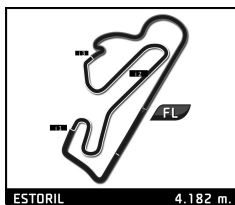


## SBK

### ESBK CIRCUITO DO ESTORIL II 30 AGOSTO Y 1 SEP. ENTRENAMIENTO CRONOMETRADO

#### Mejores tiempos de sector

Sector 1			Sector 2			Sector 3			Sector 4			Vuelta		Mejor Vuelta
Pos	Nº Piloto	Tiempo	Nº Piloto	Tiempo	Nº Piloto	Tiempo	Nº Piloto	Tiempo	Pos	Nº	Ideal			
1	43 S.JESPERSEN	19.215	43 S.JESPERSEN	24.411	1 I.LOPES	22.909	53 T.RABAT	30.823	1	53	1:37.453	1:37.515 (1)		
2	10 U.ORRADRE	19.272	53 T.RABAT	24.423	53 T.RABAT	22.909	43 S.JESPERSEN	30.900	2	43	1:37.483	1:37.592 (2)		
3	44 S.ODENDAAL	19.284	12 B.GOMEZ	24.449	10 U.ORRADRE	22.956	1 I.LOPES	31.146	3	1	1:37.837	1:38.065 (3)		
4	53 T.RABAT	19.298	44 S.ODENDAAL	24.459	43 S.JESPERSEN	22.957	44 S.ODENDAAL	31.156	4	44	1:37.869	1:38.096 (4)		
5	1 I.LOPES	19.316	1 I.LOPES	24.466	44 S.ODENDAAL	22.970	10 U.ORRADRE	31.289	5	10	1:38.087	1:38.433 (5)		
6	12 B.GOMEZ	19.374	10 U.ORRADRE	24.570	12 B.GOMEZ	23.160	12 B.GOMEZ	31.304	6	12	1:38.287	1:38.585 (6)		
7	33 D.VALLE	19.509	40 R.RAMOS	24.674	33 D.VALLE	23.273	40 R.RAMOS	31.344	7	40	1:38.832	1:38.917 (7)		
8	21 E.MONTERO	19.526	33 D.VALLE	24.718	40 R.RAMOS	23.281	33 D.VALLE	31.515	8	33	1:39.015	1:39.745 (9)		
9	40 R.RAMOS	19.533	21 E.MONTERO	24.854	21 E.MONTERO	23.358	20 B.ROBERTS	31.611	9	21	1:39.404	1:39.564 (8)		
10	5 C.PONSSON	19.725	52 G.ERILL	24.863	5 C.PONSSON	23.527	21 E.MONTERO	31.666	10	5	1:40.116	1:40.471 (12)		
11	52 G.ERILL	19.762	20 B.ROBERTS	24.916	52 G.ERILL	23.643	52 G.ERILL	31.871	11	20	1:40.133	1:40.259 (10)		
12	20 B.ROBERTS	19.895	5 C.PONSSON	24.988	93 M.POULSEN	23.705	5 C.PONSSON	31.876	12	52	1:40.139	1:40.264 (11)		
13	29 J.NUÑEZ	20.107	93 M.POULSEN	25.109	20 B.ROBERTS	23.711	93 M.POULSEN	32.079	13	93	1:41.081	1:41.400 (13)		
14	38 O.NESBAKKEN	20.172	29 J.NUÑEZ	25.586	29 J.NUÑEZ	24.187	82 R.WIEDERKEHR	32.438	14	29	1:42.569	1:42.774 (14)		
15	93 M.POULSEN	20.188	37 C.TINKER	25.732	58 R.MARINHO	24.352	58 R.MARINHO	32.587	15	58	1:43.074	1:43.259 (15)		
16	58 R.MARINHO	20.226	38 O.NESBAKKEN	25.889	82 R.WIEDERKEHR	24.352	29 J.NUÑEZ	32.689	16	82	1:43.086	1:43.295 (16)		
17	37 C.TINKER	20.242	58 R.MARINHO	25.909	38 O.NESBAKKEN	24.487	37 C.TINKER	32.707	17	38	1:43.256	1:43.490 (18)		
18	82 R.WIEDERKEHR	20.365	82 R.WIEDERKEHR	25.931	37 C.TINKER	24.629	38 O.NESBAKKEN	32.708	18	37	1:43.310	1:43.490 (17)		
19	4 J.ARTIME	20.989	4 J.ARTIME	26.332	4 J.ARTIME	24.717	4 J.ARTIME	33.207	19	4	1:45.245	1:45.428 (19)		

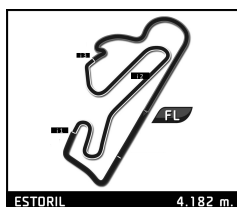


## SBK

ESBK CIRCUITO DO ESTORIL II 30 AGOSTO Y 1 SEP.  
Después de ENTRENAMIENTO CRONOMETRADO

Velocidad máxima del evento

Nº Piloto	Equipo	Moto	Clase	V.Max	Vlt.	Sesión
12 BORJA GOMEZ	TEAM HONDA LAGLISSE	HONDA	SBK	318.4	12	ENTRENAMIENTOS LII
21 EDUARDO MONTERO	TEAM HONDA LAGLISSE	HONDA	STCK1000	315.6	4	ENTRENAMIENTO CRONOMETRADO
1 IVO LOPES	BMW EASYRACE TEAM	BMW	SBK	314.7	3	ENTRENAMIENTOS LII
44 STEVEN ODENDAAL	NEW 2 PROJET	YAMAHA	SBK	314.7	5	ENTRENAMIENTO CRONOMETRADO
10 UNAI ORRADRE	TEAM HONDA LAGLISSE	HONDA	SBK	313.8	3	ENTRENAMIENTOS LII
58 RICARDO MATEUS MARINHO		HONDA	STCK1000	313.0	10	ENTRENAMIENTOS LII
43 SIMON JESPERSEN	YAMAHA TEAM SCANDINAVIA	YAMAHA	SBK	312.1	11	ENTRENAMIENTO CRONOMETRADO
5 CHRISTOPHE PONSSON	GIL MOTOR SPORT		SBK	312.1	4	ENTRENAMIENTO CRONOMETRADO
20 BRETT ALEXANDER ROBERTS	BMW EASYRACE TEAM	BMW	STCK1000	310.3	4	ENTRENAMIENTOS LII
38 OLA NESBAKKEN	YAMAHA TEAM SCANDINAVIA	YAMAHA	STCK1000	310.3	12	ENTRENAMIENTO CRONOMETRADO
29 JUAN JOSE NUÑEZ	YAMAHA MS RACING	YAMAHA	STCK1000	307.7	11	ENTRENAMIENTO CRONOMETRADO
33 DANIEL VALLE		YAMAHA	STCK1000	307.7	3	ENTRENAMIENTO CRONOMETRADO
40 ROMAN RAMOS	KAWASAKI PALMETO PL RACING	KAWASAKI	SBK	307.7	11	ENTRENAMIENTOS LII
82 RETO WIEDERKEHR			STCK1000	306.9	3	ENTRENAMIENTO CRONOMETRADO
37 COREY TINKER		YAMAHA	STCK1000	306.0	4	ENTRENAMIENTOS LII
53 TITO RABAT		KAWASAKI	SBK	305.2	5	ENTRENAMIENTOS LII
4 JAVIER ARTIME	CERBA PROMORACING TEAM	YAMAHA	STCK1000	304.3	5	ENTRENAMIENTO CRONOMETRADO
52 GUILLEM ERILL	DEZA - BOX 77 EACING TEAM	KAWASAKI	STCK1000	303.5	9	ENTRENAMIENTO CRONOMETRADO
93 MATHIAS POULSEN		YAMAHA	SBK	300.2	3	ENTRENAMIENTO CRONOMETRADO



## SBK

### ESBK CIRCUITO DO ESTORIL II 30 AGOSTO Y 1 SEP. ENTRENAMIENTO CRONOMETRADO

#### Secuencia de vueltas rápidas

T. Sesión	Nº Piloto	Equipo	Moto	Clase	Tiempo	Km/h	Vlt.
3:30.285	53 TITO RABAT		KAWASAKI	SBK	1:39.739	150.9	2
3:35.780	10 UNAI ORRADRE	TEAM HONDA LAGLISSE	HONDA	SBK	1:39.670	151.1	2
3:43.638	12 BORJA GOMEZ	TEAM HONDA LAGLISSE	HONDA	SBK	1:39.518	151.3	2
3:44.126	44 STEVEN ODENDAAL	NEW 2 PROJET	YAMAHA	SBK	1:38.313	153.1	2
13:26.995	43 SIMON JESPERSEN	YAMAHA TEAM SCANDINAVIA	YAMAHA	SBK	1:38.092	153.5	6
15:04.904	43 SIMON JESPERSEN	YAMAHA TEAM SCANDINAVIA	YAMAHA	SBK	1:37.909	153.8	7
25:30.812	53 TITO RABAT		KAWASAKI	SBK	1:37.515	154.4	10





## SBK ESBK CIRCUITO DO ESTORIL II 30 AGOSTO Y 1 SEP. ENTRENAMIENTO CRONOMETRADO

Mejores velocidades máximas

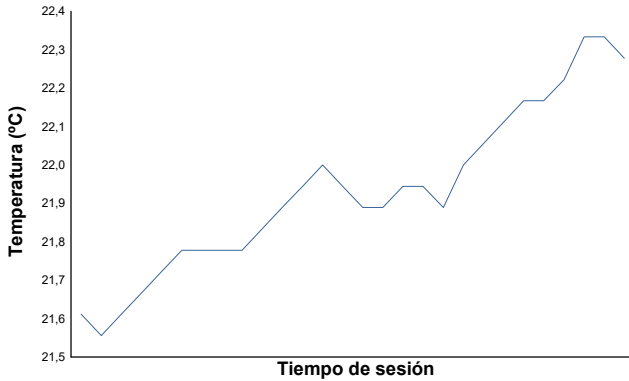
Nº Piloto	Equipo	Clase	V.Max 1		V.Max 2		V.Max 3		V.Max 4		V.Max 5		Pro	
			Km/h	Vlt.	Km/h	Vlt.	Km/h	Vlt.	Km/h	Vlt.	Km/h	Vlt.		
12	BORJA GOMEZ	TEAM HONDA LAGLISSE	SBK	318.4	12	317.5	9	317.5	5	317.5	2	313.0	4	316,8
21	EDUARDO MONTERO	TEAM HONDA LAGLISSE	STCK1000	315.6	11	315.6	4	313.0	12	312.1	10	312.1	2	313,7
44	STEVEN ODENDAAL	NEW 2 PROJET	SBK	314.7	5	313.0	3	313.0	2	312.1	11	312.1	6	313,0
10	UNAI ORRADRE	TEAM HONDA LAGLISSE	SBK	313.8	12	313.0	14	312.1	11	312.1	7	312.1	2	312,6
5	CHRISTOPHE PONSSON	GIL MOTOR SPORT	SBK	312.1	4	311.2	8	309.4	7	309.4	5	309.4	2	310,3
43	SIMON JESPERSEN	YAMAHA TEAM SCANDINAVIA	SBK	312.1	11	308.6	12	306.9	10	306.9	8	306.9	7	308,3
1	IVO LOPES	BMW EASYRACE TEAM	SBK	311.2	13	309.4	4	307.7	12	307.7	6	307.7	5	308,7
38	OLA NESBAKKEN	YAMAHA TEAM SCANDINAVIA	STCK1000	310.3	12	309.4	5	307.7	13	307.7	7	306.9	10	308,4
20	BRETT ALEXANDER ROBE	BMW EASYRACE TEAM	STCK1000	309.4	6	308.6	12	308.6	3	307.7	4	306.9	2	308,2
58	RICARDO MATEUS MARIN		STCK1000	308.6	8	303.5	9	303.5	5	303.5	3	302.6	10	304,3
29	JUAN JOSE NUÑEZ	YAMAHA MS RACING	STCK1000	307.7	11	306.0	6	306.0	3	305.2	5	305.2	4	306,0
33	DANIEL VALLE		STCK1000	307.7	12	307.7	3	306.9	9	306.9	4	306.0	11	307,0
40	ROMAN RAMOS	KAWASAKI PALMETO PL RACING	SBK	306.9	12	306.0	3	305.2	9	305.2	4	304.3	5	305,5
82	RETO WIEDERKEHR		STCK1000	306.9	3	305.2	9	305.2	2	304.3	14	304.3	13	305,2
37	COREY TINKER		STCK1000	306.0	9	305.2	12	305.2	5	304.3	10	304.3	6	305,0
53	TITO RABAT		SBK	305.2	13	305.2	11	304.3	12	304.3	8	304.3	4	304,7
4	JAVIER ARTIME	CERBA PROMORACING TEAM	STCK1000	304.3	5	301.8	13	301.8	3	301.0	12	299.3	10	301,6
52	GUILLEM ERILL	DEZA - BOX 77 EACING TEAM	STCK1000	303.5	9	302.6	10	302.6	6	301.8	7	301.0	13	302,3
93	MATHIAS POULSEN		SBK	300.2	4	300.2	3	298.5	7	298.5	5	297.7	10	299,0



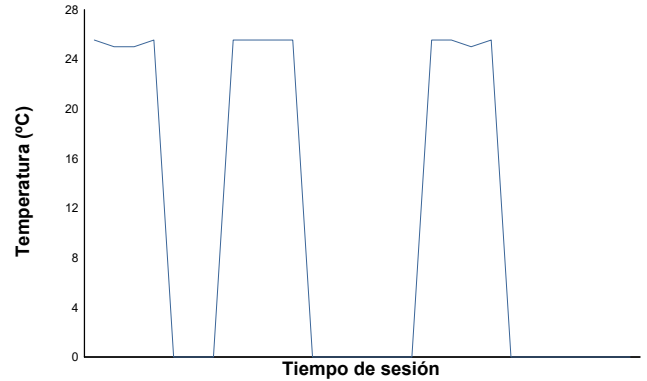
**ESBK CIRCUITO DO ESTORIL II 30 AGOSTO Y 1 SEP.**  
**SBK**  
**ENTRENAMIENTO CRONOMETRADO**

Informe meteorológico

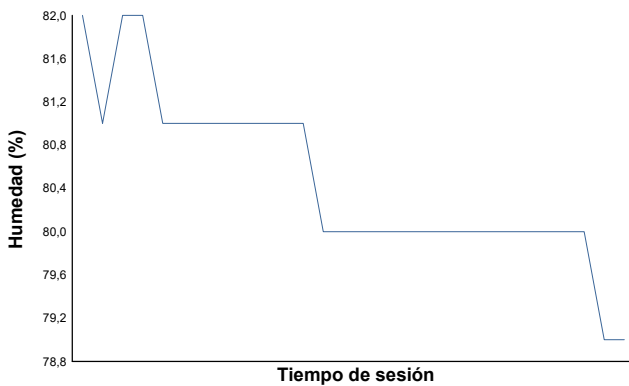
**Temperatura del Aire**



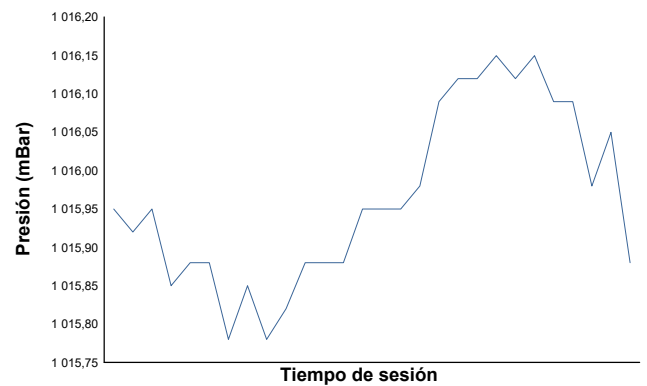
**Temperatura de la Pista**



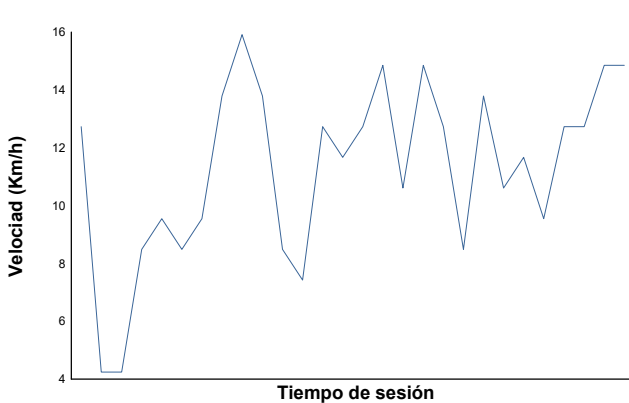
**Humedad**



**Presión**

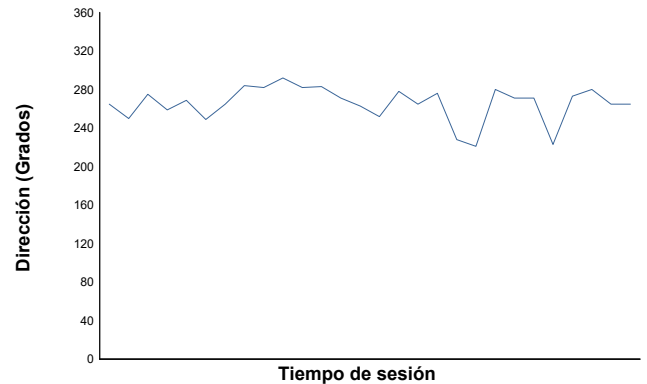


**Velocidad del viento**



**Dirección del viento**

Norte=0°/360° Este=90° Sur=180° Oeste=270°



Estado de pista: **SECO**