

SBK

ESBK CIRCUITO DO ESTORIL II 30 AGOS CARRERA 1 (17 Vlt., 71,1 km.)

Clasificación

Nº Piloto	Nac	Equipo	Moto	Neum. Cl.	Vlts.	Tiempo Total	Dif.	Km/h	Mejor Vuelta				
									Vlt.	Tiempo Km/h			
1	43	SIMON JESPERSEN	DEN	YAMAHA TEAM SCANDINAVIA	YAMAHA	SBK	17	28:08.738	-	151.6	11	1:38.646	152.6
2	53	TITO RABAT	ESP		KAWASAKI	Pirelli SBK	17	28:11.204	+2.466	151.3	2	1:38.877	152.3
3	10	UNAI ORRADRE	ESP	TEAM HONDA LAGLISSE	HONDA	Dunlop SBK	17	28:11.337	+2.599	151.3	3	1:38.580	152.7
4	44	STEVEN ODENDAAL	RSA	NEW 2 PROJET	YAMAHA	Pirelli SBK	17	28:11.423	+2.685	151.3	2	1:38.650	152.6
5	12	BORJA GOMEZ	ESP	TEAM HONDA LAGLISSE	HONDA	Dunlop SBK	17	28:15.003	+6.265	151.0	3	1:38.991	152.1
6	40	ROMAN RAMOS	ESP	KAWASAKI PALMETO PL RACING	KAWASAKI	Pirelli SBK	17	28:23.295	+14.557	150.3	7	1:39.575	151.2
7	21	EDUARDO MONTERO	ESP	TEAM HONDA LAGLISSE	HONDA	Dunlop STCK10C	17	28:37.283	+28.545	149.0	2	1:40.417	149.9
8	33	DANIEL VALLE	ESP		YAMAHA	Pirelli STCK10C	17	28:37.615	+28.877	149.0	2	1:40.267	150.2
9	20	BRETT ALEXANDER ROBERTS	RSA	BMW EASYRACE TEAM	BMW	Dunlop STCK10C	17	28:47.883	+39.145	148.1	2	1:40.586	149.7
10	5	CHRISTOPHE PONSSON	FRA	GIL MOTOR SPORT		Pirelli SBK	17	28:53.980	+45.242	147.6	3	1:40.828	149.3
11	52	GUILLEM ERILL	ESP	DEZA - BOX 77 EACING TEAM	KAWASAKI	Pirelli STCK10C	17	28:56.882	+48.144	147.4	10	1:41.399	148.5
12	1	IVO LOPES	POR	BMW EASYRACE TEAM	BMW	Dunlop SBK	17	29:19.925	+1:11.187	145.4	2	1:38.886	152.2
13	58	RICARDO MATEUS MARINHO	POR		HONDA	Dunlop STCK10C	17	29:29.635	+1:20.897	144.6	2	1:42.433	147.0
14	93	MATHIAS POULSEN	DEN		YAMAHA	SBK	17	29:32.393	+1:23.655	144.4	2	1:43.437	145.5
15	38	OLA NESBAKKEN	ESP	YAMAHA TEAM SCANDINAVIA	YAMAHA	Pirelli STCK10C	17	29:46.968	+1:38.230	143.2	5	1:43.799	145.0
16	82	RETO WIEDERKEHR	SUI			Pirelli STCK10C	17	29:51.998	+1:43.260	142.8	14	1:43.572	145.4
17	4	JAVIER ARTIME	ESP	CERBA PROMORACING TEAM	YAMAHA	Dunlop STCK10C	16	28:49.467	1 Vlt.	139.3	4	1:45.726	142.4

Retirados

37	COREY TINKER	GBR		YAMAHA	YAMAHA	Pirelli STCK10C	4	11:02.693			4	1:44.030	144.7
29	JUAN JOSE NUÑEZ	ESP	YAMAHA MS RACING	YAMAHA	YAMAHA	STCK10C							

Pole:		TITO RABAT	1:37.515	154.4 Km/h
Vuelta rápida:	Vlt.3	UNAI ORRADRE	1:38.580	152.7 Km/h

Hora de publicación: 17:07

Estado de pista: SECO

Diretor de Carrera: João Pedro Lima		Timekeeper Jorge Pinto	
---	---	----------------------------------	---



SBK

ESBK CIRCUITO DO ESTORIL II 30 AGOSTO Y 1 SEP.


CARRERA 1

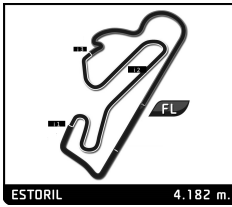
Clasificación por Clase

Nº Piloto	Nac	Equipo	Moto	Tiempo	Vlt. Total	Dif.	Km/h	
SBK								
1	43	SIMON JESPERSEN	DEN	YAMAHA TEAM SCANDINAVIA	YAMAHA	1:38.646	11 17	152.6
2	53	TITO RABAT	ESP		KAWASAKI	1:38.877	2 17	+2.466 +2.466 152.3
3	10	UNAI ORRADRE	ESP	TEAM HONDA LAGLISSE	HONDA	1:38.580	3 17	+2.599 +0.133 152.7
4	44	STEVEN ODENDAAL	RSA	NEW 2 PROJET	YAMAHA	1:38.650	2 17	+2.685 +0.086 152.6
5	12	BORJA GOMEZ	ESP	TEAM HONDA LAGLISSE	HONDA	1:38.991	3 17	+6.265 +3.580 152.1
6	40	ROMAN RAMOS	ESP	KAWASAKI PALMETO PL RACING	KAWASAKI	1:39.575	7 17	+14.557 +8.292 151.2
7	5	CHRISTOPHE PONSSON	FRA	GIL MOTOR SPORT		1:40.828	3 17	+45.242 +30.685 149.3
8	1	IVO LOPES	POR	BMW EASYRACE TEAM	BMW	1:38.886	2 17	+1'11.187 +25.945 152.2
9	93	MATHIAS POULSEN	DEN		YAMAHA	1:43.437	2 17	+1'23.655 +12.468 145.5
STCK1000								
1	21	EDUARDO MONTERO	ESP	TEAM HONDA LAGLISSE	HONDA	1:40.417	2 17	149.9
2	33	DANIEL VALLE	ESP		YAMAHA	1:40.267	2 17	+0.332 +0.332 150.2
3	20	BRETT ALEXANDER ROBERTS	RSA	BMW EASYRACE TEAM	BMW	1:40.586	2 17	+10.600 +10.268 149.7
4	52	GUILLEM ERILL	ESP	DEZA - BOX 77 EACING TEAM	KAWASAKI	1:41.399	10 17	+19.599 +8.999 148.5
5	58	RICARDO MATEUS MARINHO	POR		HONDA	1:42.433	2 17	+52.352 +32.753 147.0
6	38	OLA NESBAKKEN	ESP	YAMAHA TEAM SCANDINAVIA	YAMAHA	1:43.799	5 17	+1'09.685 +17.333 145.0
7	82	RETO WIEDERKEHR	SUI			1:43.572	14 17	+1'14.715 +5.030 145.4
8	4	JAVIER ARTIME	ESP	CERBA PROMORACING TEAM	YAMAHA	1:45.726	4 16	1 Laps 1 Laps 142.4
Retirados								
	37	COREY TINKER	GBR		YAMAHA	1:44.030	4 4	144.7
	29	JUAN JOSE NUÑEZ	ESP	YAMAHA MS RACING	YAMAHA			

Hora de publicación:

Estado de pista: **SECO**

<p>Diretor de Carrera: João Pedro Lima</p> 	<p>Timekeeper Jorge Pinto</p> 
---	--



SBK

ESBK CIRCUITO DO ESTORIL II 30 AGOSTO Y 1 SEP.
CARRERA 1 (17 Vlt., 71,1 km.)

Parrilla de salida

37 C. TINKER 1:43.490 18	38 O. NESBAKKEN 1:43.490 17	4 J. ARTIME 1:45.428 19	7
58 R. MARINHO 1:43.259 15	29 J. NUÑEZ 1:42.774 14	82 R. WIEDERKEHR 1:43.295 16	6
5 C. PONSSON 1:40.471 12	52 G. ERILL 1:40.264 11	93 M. POULSEN 1:41.400 13	5
33 D. VALLE 1:39.745 9	21 E. MONTERO 1:39.564 8	20 B. ROBERTS 1:40.259 10	4
12 B. GOMEZ 1:38.585 6	10 U. ORRADRE 1:38.433 5	40 R. RAMOS 1:38.917 7	3
1 I. LOPES 1:38.065 3	43 S. JESPERSEN 1:37.592 2	44 S. ODENDAAL 1:38.096 4	2
		53 T. RABAT 1:37.515 1	1

Pole

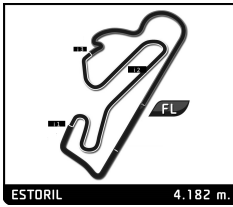
15:35

Diretor de Carrera:
João Pedro Lima



Timekeeper
Jorge Pinto



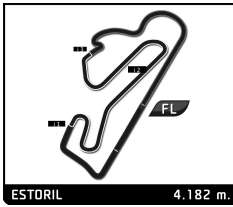


SBK ESBK CIRCUITO DO ESTORIL II 30 AGOSTO Y 1 SEP. CARRERA 1

Vuelta a vuelta

— Vuelta invalidada ■ Mejor Personal ■ Mejor de la sesión B Cruzando por el pit lane

Vlt.	Tiempo	Sector 1	Sector 2	Sector 3	Sector 4	T. Sesión	Vlt.	Tiempo	Sector 1	Sector 2	Sector 3	Sector 4	T. Sesión
1	IVO LOPES					POR	16	1:41.197	19.840	25.263	23.782	32.312	27:12.490
	BMW EASYRACE TEAM					BMW	17	1:41.490	19.879	25.510	23.737	32.364	28:53.980
1	1:43.279	23.640	25.115	23.206	31.318	1:43.279							
2	1:38.886	19.534	24.754	23.306	31.292	3:22.165							
3	1:39.108	19.657	24.656	23.300	31.495	5:01.273							
4	1:39.124	19.885	24.623	23.079	31.537	6:40.397							
5	1:38.925	19.614	24.648	23.187	31.476	8:19.322							
6	1:40.102	20.557	24.887	23.225	31.433	9:59.424							
7	2:08.576	45.453	26.159	24.394	32.570	12:08.000							
8	1:44.561	21.954	25.587	24.411	32.609	13:52.561							
9	1:42.395	20.377	25.610	24.056	32.352	15:34.956							
10	1:42.415	20.395	25.552	24.220	32.248	17:17.371							
11	1:42.765	20.644	25.700	24.154	32.267	19:00.136							
12	1:42.698	20.453	25.560	24.189	32.496	20:42.834							
13	1:43.033	20.554	25.636	24.186	32.657	22:25.867							
14	1:43.249	20.494	26.045	24.250	32.460	24:09.116							
15	1:43.387	20.629	25.795	24.362	32.601	25:52.503							
16	1:43.702	20.743	25.722	24.439	32.798	27:36.205							
17	1:43.720	20.637	25.834	24.391	32.858	29:19.925							
4	JAVIER ARTIME					ESP							
	CERBA PROMORACING TEAM					YAMAHA							
1	1:52.959	26.689	27.218	25.718	33.334	1:52.959							
2	1:46.862	21.226	26.938	25.207	33.491	3:39.821							
3	1:46.941	21.465	26.765	25.094	33.617	5:26.762							
4	1:45.726	20.938	26.500	24.916	33.372	7:12.488							
5	1:46.476	21.009	26.455	24.898	34.114	8:58.964							
6	1:47.463	21.704	26.840	25.206	33.713	10:46.427							
7	1:47.106	21.388	26.656	24.990	34.072	12:33.533							
8	1:46.768	21.116	26.755	25.151	33.746	14:20.301							
9	1:47.212	21.037	26.795	25.185	34.195	16:07.513							
10	1:46.847	20.902	26.655	25.364	33.926	17:54.360							
11	1:46.123	21.212	26.426	24.891	33.594	19:40.483							
12	1:46.661	21.006	26.531	25.141	33.983	21:27.144							
13	1:58.017	20.850	26.592	34.293	36.282	23:25.161							
14	1:47.129	21.307	26.578	25.168	34.076	25:12.290							
15	1:50.354	20.946	30.423	25.326	33.659	27:02.644							
16	1:46.823	21.110	26.537	24.889	34.287	28:49.467							
5	CHRISTOPHE PONSSON					FRA							
	GIL MOTOR SPORT												
1	1:50.256	27.425	26.218	24.313	32.300	1:50.256							
2	1:41.004	19.814	25.085	23.833	32.272	3:31.260							
3	1:40.828	19.866	25.167	23.641	32.154	5:12.088							
4	1:41.309	19.887	25.195	23.902	32.325	6:53.397							
5	1:41.564	19.930	25.266	23.998	32.370	8:34.961							
6	1:41.570	19.946	25.243	23.896	32.485	10:16.531							
7	1:41.429	19.875	25.266	23.942	32.346	11:57.960							
8	1:44.359	21.481	25.562	24.149	33.167	13:42.319							
9	1:41.125	20.008	25.228	23.655	32.234	15:23.444							
10	1:41.211	19.944	25.255	23.807	32.205	17:04.655							
11	1:41.400	19.894	25.388	23.834	32.284	18:46.055							
12	1:41.404	19.937	25.337	23.856	32.274	20:27.459							
13	1:41.754	19.916	25.218	24.370	32.250	22:09.213							
14	1:41.015	19.867	25.163	23.818	32.167	23:50.228							
15	1:41.065	19.847	25.263	23.764	32.191	25:31.293							
10	UNAI ORRADRE					ESP							
	TEAM HONDA LAGLISSE					HONDA							
1	1:44.609	24.515	24.932	23.398	31.764	1:44.609							
2	1:38.749	19.489	24.615	23.339	31.306	3:23.358							
3	1:38.580	19.465	24.626	23.257	31.232	5:01.938							
4	1:39.336	19.780	24.724	23.383	31.449	6:41.274							
5	1:38.863	19.531	24.648	23.260	31.424	8:20.137							
6	1:39.738	19.838	24.916	23.386	31.598	9:59.875							
7	1:38.845	19.594	24.642	23.198	31.411	11:38.720							
8	1:39.015	19.563	24.728	23.432	31.292	13:17.735							
9	1:39.417	19.794	24.728	23.505	31.390	14:57.152							
10	1:39.172	19.666	24.720	23.486	31.300	16:36.324							
11	1:39.020	19.609	24.657	23.371	31.383	18:15.344							
12	1:39.019	19.652	24.647	23.302	31.418	19:54.363							
13	1:39.468	19.637	25.022	23.400	31.409	21:33.831							
14	1:39.150	19.802	24.689	23.282	31.377	23:12.981							
15	1:39.140	19.688	24.737	23.311	31.404	24:52.121							
16	1:39.211	19.677	24.836	23.282	31.416	26:31.332							
17	1:40.005	19.959	24.994	23.508	31.544	28:11.337							
12	BORJA GOMEZ					ESP							
	TEAM HONDA LAGLISSE					HONDA							
1	1:44.538	23.957	24.954	23.386	32.241	1:44.538							
2	1:39.264	19.791	24.681	23.414	31.378	3:23.802							
3	1:38.991	19.528	24.604	23.390	31.469	5:02.793							
4	1:39.094	19.582	24.651	23.411	31.450	6:41.887							
5	1:39.095	19.475	24.710	23.381	31.529	8:20.982							
6	1:39.364	19.645	24.648	23.411	31.660	10:00.346							
7	1:39.107	19.624	24.581	23.377	31.525	11:39.453							
8	1:39.347	19.590	24.649	23.562	31.546	13:18.800							
9	1:39.342	19.570	24.807	23.437	31.528	14:58.142							
10	1:39.315	19.511	24.705	23.536	31.563	16:37.457							
11	1:39.309	19.555	24.792	23.354	31.608	18:16.766							
12	1:39.741	19.718	24.754	23.441	31.828	19:56.507							
13	1:39.578	19.563	24.899	23.410	31.706	21:36.085							
14	1:39.552	19.548	24.862	23.512	31.630	23:15.637							
15	1:39.630	19.583	24.879	23.527	31.641	24:55.267							
16	1:39.872	19.679	24.901	23.698	31.594	26:35.139							
17	1:39.864	19.721	24.931	23.543	31.669	28:15.003							
20	BRETT ALEXANDER ROBERTS					RSA							
	BMW EASYRACE TEAM					BMW							
1	1:46.363	25.119	25.496	23.968	31.780	1:46.363							
2	1:40.586	19.871	24.998	23.805	31.912	3:26.949							
3	1:41.091	20.169	25.189	23.786	31.947	5:08.040							
4	1:41.271	20.105	25.262	23.987	31.917	6:49.311							
5	1:41.268	20.168	25.191	23.881	32.028	8:30.579							
6	1:41.346	20.242	25.139	24.003	31.962	10:11.925							
7	1:41.552	20.253	25.203	23.995	32.101	11:53.477							
8	1:41.106	20.169	25.146	23.936	31.855	13:34.583							
9	1:41.085	20.018	25.237	23.904	31.926	15:15.668							
10	1:41.366	20.163	25.145	24.019	32.039	16:57.034							
11	1:41.634	20.240	25.225	24.110	32.059	18:38.668							
12													



SBK ESBK CIRCUITO DO ESTORIL II 30 AGOSTO Y 1 SEP. CARRERA 1

Vuelta a vuelta

— Vuelta invalidada ■ Mejor Personal ■ Mejor de la sesión B Cruzando por el pit lane

Vlt.	Tiempo	Sector 1	Sector 2	Sector 3	Sector 4	T. Sesión	Vlt.	Tiempo	Sector 1	Sector 2	Sector 3	Sector 4	T. Sesión
13	1:41.289	20.253	25.155	23.924	31.957	22:00.872	3	1:44.423	20.555	26.239	24.694	32.935	5:22.943
14	1:41.237	20.280	25.107	23.901	31.949	23:42.109	4	1:44.268	20.535	26.190	24.678	32.865	7:07.211
15	1:41.603	20.356	25.302	23.797	32.148	25:23.712	5	1:43.799	20.490	25.956	24.652	32.701	8:51.010
16	1:41.964	20.404	25.337	24.246	31.977	27:05.676	6	1:44.466	20.624	26.005	24.734	33.103	10:35.476
17	1:42.207	20.097	25.197	24.394	32.519	28:47.883	7	1:44.479	20.562	26.172	24.733	33.012	12:19.955

21 EDUARDO MONTERO ESP
TEAM HONDA LAGLISSE HONDA

1	1:45.536	24.782	25.314	23.632	31.808	1:45.536
2	1:40.417	19.909	25.097	23.627	31.784	3:25.953
3	1:40.715	19.821	25.258	23.636	32.000	5:06.668
4	1:40.657	19.808	25.250	23.643	31.956	6:47.325
5	1:40.541	19.709	25.306	23.545	31.981	8:27.866
6	1:40.801	19.888	25.274	23.607	32.032	10:08.667
7	1:40.513	19.835	25.157	23.517	32.004	11:49.180
8	1:40.773	19.705	25.210	23.700	32.158	13:29.953
9	1:40.633	19.818	25.231	23.609	31.975	15:10.586
10	1:40.719	19.755	25.265	23.592	32.107	16:51.305
11	1:40.818	19.795	25.306	23.606	32.111	18:32.123
12	1:41.011	19.802	25.387	23.779	32.043	20:13.134
13	1:40.837	19.791	25.288	23.625	32.133	21:53.971
14	1:40.863	19.814	25.381	23.688	31.980	23:34.834
15	1:40.772	19.787	25.299	23.663	32.023	25:15.606
16	1:40.816	19.843	25.273	23.617	32.083	26:56.422
17	1:40.861	19.989	25.263	23.627	31.982	28:37.283

33 DANIEL VALLE ESP
YAMAHA

1	1:45.855	24.946	25.328	23.782	31.799	1:45.855
2	1:40.267	19.858	25.010	23.671	31.728	3:26.122
3	1:40.759	19.892	25.145	23.668	32.054	5:06.881
4	1:40.759	20.247	25.140	23.499	31.873	6:47.640
5	1:40.512	19.878	25.053	23.656	31.925	8:28.152
6	1:40.690	19.870	25.214	23.682	31.924	10:08.842
7	1:40.600	20.163	25.060	23.535	31.842	11:49.442
8	1:40.711	19.792	25.035	23.954	31.930	13:30.153
9	1:40.841	19.909	25.372	23.683	31.877	15:10.994
10	1:40.667	19.768	25.004	23.896	31.999	16:51.661
11	1:40.669	19.776	25.190	23.677	32.026	18:32.330
12	1:41.102	19.880	25.286	23.853	32.083	20:13.432
13	1:40.765	19.840	25.083	23.820	32.022	21:54.197
14	1:41.016	19.871	25.195	23.923	32.027	23:35.213
15	1:40.687	19.769	25.149	23.811	31.958	25:15.900
16	1:40.762	19.849	25.117	23.780	32.016	26:56.662
17	1:40.953	19.910	25.215	23.905	31.923	28:37.615

37 COREY TINKER GBR
YAMAHA

1	5:43.437	26.025	26.510	4:14.360	36.542	5:43.437
2	1:50.271	22.361	27.874	26.386	33.650	7:33.708
3	1:44.955	20.743	26.248	24.914	33.050	9:18.663
4	1:44.030	20.390	25.964	24.830	32.846	11:02.693

38 OLA NESBAKKEN ESP
YAMAHA TEAM SCANDINAVIA YAMAHA

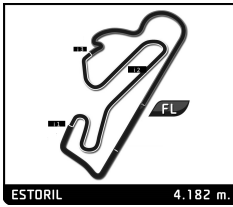
1	1:53.154	26.890	27.209	25.680	33.375	1:53.154
2	1:45.366	21.146	26.291	25.121	32.808	3:38.520

40 ROMAN RAMOS ESP
KAWASAKI PALMETO PL RACING KAWASAKI

1	1:44.792	24.270	25.096	23.698	31.728	1:44.792
2	1:39.951	19.760	24.791	24.027	31.373	3:24.743
3	1:39.647	19.677	24.874	23.629	31.467	5:04.390
4	1:39.719	19.743	24.812	23.587	31.577	6:44.109
5	1:39.834	19.728	25.019	23.423	31.664	8:23.943
6	1:39.844	19.816	24.904	23.470	31.654	10:03.787
7	1:39.575	19.797	24.841	23.366	31.571	11:43.362
8	1:39.814	19.706	24.913	23.471	31.724	13:23.176
9	1:39.979	19.866	24.917	23.494	31.702	15:03.155
10	1:39.663	19.651	24.932	23.491	31.589	16:42.818
11	1:39.813	19.788	24.834	23.450	31.741	18:22.631
12	1:40.030	19.725	24.870	23.685	31.750	20:02.661
13	1:39.844	19.709	24.908	23.354	31.873	21:42.505
14	1:39.851	19.703	24.911	23.585	31.652	23:22.356
15	1:39.938	19.780	24.968	23.590	31.600	25:02.294
16	1:40.597	19.945	25.054	23.829	31.769	26:42.891
17	1:40.404	19.874	25.034	23.715	31.781	28:23.295

43 SIMON JESPERSEN DEN
YAMAHA TEAM SCANDINAVIA YAMAHA

1	1:42.988	23.778	24.833	23.086	31.291	1:42.988
2	1:38.969	19.702	24.722	23.200	31.345	3:21.957
3	1:39.103	19.612	24.788	23.397	31.306	5:01.060
4	1:39.597	20.379	24.705	23.202	31.311	6:40.657
5	1:38.930	19.556	24.764	23.166	31.444	8:19.587
6	1:39.814	20.193	24.780	23.350	31.491	9:59.401
7	1:38.817	19.714	24.607	23.096	31.400	11:38.218
8	1:39.497	19.630	24.919	23.524	31.424	13:17.715
9	1:38.793	19.685	24.722	23.147	31.239	14:56.508
10	1:38.758	19.535	24.818	23.158	31.247	16:35.266
11	1:38.646	19.528	24.695	23.083	31.340	18:13.912
12	1:39.210	19.632	24.701	23.324	31.553	19:53.122
13	1:38.815	19.630	24.727	23.181	31.277	21:31.937
14	1:38.670	19.533	24.674	23.187	31.276	23:10.607
15	1:39.199	19.735	24.742	23.274	31.448	24:49.806
16	1:39.395	19.732	24.793	23.318	31.552	26:29.201
17	1:39.537	19.730	24.916	23.419	31.472	28:08.738

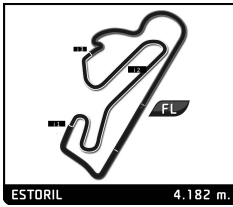


SBK ESBK CIRCUITO DO ESTORIL II 30 AGOSTO Y 1 SEP. CARRERA 1

Vuelta a vuelta

— Vuelta invalidada ■ Mejor Personal ■ Mejor de la sesión B Cruzando por el pit lane

Vlt.	Tiempo	Sector 1	Sector 2	Sector 3	Sector 4	T. Sesión	Vlt.	Tiempo	Sector 1	Sector 2	Sector 3	Sector 4	T. Sesión		
44	STEVEN ODENDAAL						RSA	15	1:39.309	19.704	24.801	23.301	31.503	24:51.890	
	NEW 2 PROJET						YAMAHA	16	1:39.306	19.770	24.734	23.251	31.551	26:31.196	
	1	1:44.087	24.092	24.959	23.352	31.684	1:44.087	17	1:40.008	19.905	25.088	23.331	31.684	28:11.204	
	2	1:38.650	19.372	24.575	23.216	31.487	3:22.737								
	3	1:38.887	19.506	24.702	23.221	31.458	5:01.624								
	4	1:39.430	19.689	24.942	23.338	31.461	6:41.054								
	5	1:38.700	19.411	24.738	23.199	31.352	8:19.754								
	6	1:39.386	19.911	24.644	23.412	31.419	9:59.140								
	7	1:38.840	19.558	24.744	23.107	31.431	11:37.980								
	8	1:39.612	19.654	24.832	23.517	31.609	13:17.592								
	9	1:39.433	19.457	24.926	23.564	31.486	14:57.025								
	10	1:39.109	19.565	24.713	23.326	31.505	16:36.134								
	11	1:38.963	19.438	24.682	23.310	31.533	18:15.097								
	12	1:39.146	19.525	24.684	23.315	31.622	19:54.243								
	13	1:39.336	19.565	25.044	23.356	31.371	21:33.579								
	14	1:39.211	19.697	24.683	23.194	31.637	23:12.790								
	15	1:39.545	19.617	25.022	23.427	31.479	24:52.335								
	16	1:39.230	19.615	24.886	23.286	31.443	26:31.565								
	17	1:39.858	19.576	25.427	23.344	31.511	28:11.423								
52	GUILLEM ERILL						ESP	58	RICARDO MATEUS MARINHO						POR
	DEZA - BOX 77 EACING TEAM						KAWASAKI		HONDA						
	1	1:48.065	25.638	25.757	24.164	32.506	1:48.065	1	1:50.616	26.472	26.684	24.773	32.687	1:50.616	
	2	1:41.702	20.037	25.198	24.354	32.113	3:29.767	2	1:42.433	20.210	25.706	24.190	32.327	3:33.049	
	3	1:41.894	20.230	25.310	24.047	32.307	5:11.661	3	1:42.661	20.407	25.559	24.230	32.465	5:15.710	
	4	1:41.985	20.045	25.345	23.986	32.609	6:53.646	4	1:43.298	20.459	25.873	24.336	32.630	6:59.008	
	5	1:41.637	20.166	25.487	23.771	32.213	8:35.283	5	1:42.926	20.180	25.816	24.285	32.645	8:41.934	
	6	1:41.456	20.084	25.178	23.994	32.200	10:16.739	6	1:43.360	20.349	25.848	24.332	32.831	10:25.294	
	7	1:41.727	20.360	25.185	23.897	32.285	11:58.466	7	1:43.456	20.674	25.861	24.382	32.539	12:08.750	
	8	1:41.534	20.110	25.236	23.920	32.268	13:40.000	8	1:43.854	20.569	25.873	24.516	32.896	13:52.604	
	9	1:41.559	20.017	25.314	23.998	32.230	15:21.559	9	1:43.843	20.609	26.043	24.406	32.785	15:36.447	
	10	1:41.399	20.054	25.315	23.942	32.088	17:02.958	10	1:43.959	20.554	26.064	24.504	32.837	17:20.406	
	11	1:41.456	20.136	25.347	23.810	32.163	18:44.414	11	1:43.682	20.450	25.908	24.575	32.749	19:04.088	
	12	1:41.980	20.066	25.381	24.315	32.218	20:26.394	12	1:44.034	20.538	26.126	24.631	32.739	20:48.122	
	13	1:41.825	20.058	25.429	24.045	32.293	22:08.219	13	1:43.844	20.421	26.062	24.584	32.777	22:31.966	
	14	1:41.743	19.960	25.307	24.012	32.464	23:49.962	14	1:44.057	20.492	26.026	24.717	32.822	24:16.023	
	15	1:42.170	20.388	25.350	24.192	32.240	25:32.132	15	1:44.759	20.777	26.468	24.682	32.832	26:00.782	
	16	1:42.112	20.104	25.414	24.120	32.474	27:14.244	16	1:44.123	20.612	26.123	24.554	32.834	27:44.905	
	17	1:42.638	20.125	25.579	24.209	32.725	28:56.882	17	1:44.730	20.835	26.411	24.601	32.883	29:29.635	
53	TITO RABAT						ESP	82	RETO WIEDERKEHR						SUI
	KAWASAKI														
	1	1:42.881	23.532	24.718	23.225	31.406	1:42.881	1	1:51.391	26.351	27.123	25.297	32.620	1:51.391	
	2	1:38.877	19.656	24.715	23.210	31.296	3:21.758	2	1:44.808	20.760	26.250	24.886	32.912	3:36.199	
	3	1:39.403	19.704	24.727	23.382	31.590	5:01.161	3	1:44.822	20.862	26.298	24.851	32.811	5:21.021	
	4	1:39.005	19.708	24.674	23.059	31.564	6:40.166	4	1:44.725	20.822	26.270	24.748	32.885	7:05.746	
	5	1:38.971	19.585	24.762	23.253	31.371	8:19.137	5	1:44.273	20.593	26.223	24.600	32.857	8:50.019	
	6	1:39.252	20.019	24.718	23.143	31.372	9:58.389	6	1:44.708	20.661	26.476	24.675	32.896	10:34.727	
	7	1:39.147	19.663	24.703	23.292	31.489	11:37.536	7	1:44.022	20.667	26.149	24.465	32.741	12:18.749	
	8	1:39.570	19.777	24.920	23.325	31.548	13:17.106	8	1:44.312	20.591	26.217	24.591	32.913	14:03.061	
	9	1:39.103	19.703	24.744	23.260	31.396	14:56.209	9	1:44.441	20.962	26.134	24.637	32.708	15:47.502	
	10	1:39.533	19.683	25.195	23.340	31.315	16:35.742	10	1:44.417	20.704	26.277	24.583	32.853	17:31.919	
	11	1:38.944	19.628	24.644	23.362	31.310	18:14.686	11	1:44.368	20.735	26.132	24.774	32.727	19:16.287	
	12	1:39.021	19.714	24.598	23.354	31.355	19:53.707	12	1:44.153	20.842	26.057	24.471	32.783	21:00.440	
	13	1:39.527	19.708	24.778	23.718	31.323	21:33.234	13	1:43.780	20.641	26.145	24.576	32.418	22:44.220	
	14	1:39.347	19.704	24.677	23.250	31.716	23:12.581	14	1:43.572	20.418	26.041	24.505	32.608	24:27.792	
93	MATHIAS POULSEN						DEN	15	1:44.062	20.821	25.985	24.414	32.842	26:11.854	
	YAMAHA							16	1:50.049	20.687	27.040	27.405	34.917	28:01.903	
	1	1:48.439	25.407	25.854	24.208	32.970	1:48.439	17	1:50.095	24.109	27.414	25.330	33.242	29:51.998	
	2	1:43.437	20.543	25.581	24.295	33.018	3:31.876								
	3	1:43.568	20.605	25.749	24.294	32.920	5:15.444								
	4	1:43.543	20.424	25.822	24.394	32.903	6:58.987								
	5	1:43.914	20.701	25.934	24.408	32.871	8:42.901								
	6	1:43.979	20.605	25.912	24.579	32.883	10:26.880								
	7	1:44.357	20.954	25.905	24.451	33.047	12:11.237								
	8	1:43.994	20.454	25.876	24.557	33.107	13:55.231								
	9	1:44.015	20.542	25.824	24.620	33.029	15:39.246								
	10	1:44.262	20.674	25.872	24.608	33.108	17:23.508								
	11	1:44.077	20.539	25.850	24.536	33.152	19:07.585								

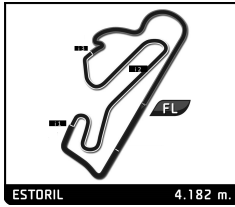


SBK
ESBK CIRCUITO DO ESTORIL II 30 AGOSTO Y 1 SEP.
CARRERA 1

Vuelta a vuelta

— Vuelta invalidada ■ Mejor Personal ■ Mejor de la sesión B Cruzando por el pit lane

Vlt.	Tiempo	Sector 1	Sector 2	Sector 3	Sector 4	T. Sesión	Vlt.	Tiempo	Sector 1	Sector 2	Sector 3	Sector 4	T. Sesión
12	1:44.080	20.498	25.861	24.628	33.093	20:51.665							
13	1:44.396	20.560	25.950	24.842	33.044	22:36.061							
14	1:44.144	20.466	25.912	24.615	33.151	24:20.205							
15	1:43.920	20.550	26.035	24.463	32.872	26:04.125							
16	1:43.732	20.394	25.837	24.579	32.922	27:47.857							
17	1:44.536	20.552	26.018	24.756	33.210	29:32.393							



SBK ESBK CIRCUITO DO ESTORIL II 30 AGOSTO Y 1 SEP. CARRERA 1

Mejores tiempos de sector

Sector 1			Sector 2		Sector 3		Sector 4		Vuelta		Mejor	
Pos	Nº Piloto	Tiempo	Nº Piloto	Tiempo	Nº Piloto	Tiempo	Nº Piloto	Tiempo	Pos	Nº	Ideal	Vuelta
1	44 S.ODENDAAL	19.372	44 S.ODENDAAL	24.575	53 T.RABAT	23.059	10 U.ORRADRE	31.232	1	44	1:38.406	1:38.650 (3)
2	10 U.ORRADRE	19.465	12 B.GOMEZ	24.581	1 I.LOPES	23.079	43 S.JESPERSEN	31.239	2	43	1:38.457	1:38.646 (2)
3	12 B.GOMEZ	19.475	53 T.RABAT	24.598	43 S.JESPERSEN	23.083	1 I.LOPES	31.292	3	10	1:38.510	1:38.580 (1)
4	43 S.JESPERSEN	19.528	43 S.JESPERSEN	24.607	44 S.ODENDAAL	23.107	53 T.RABAT	31.296	4	1	1:38.528	1:38.886 (5)
5	1 I.LOPES	19.534	10 U.ORRADRE	24.615	10 U.ORRADRE	23.198	44 S.ODENDAAL	31.352	5	53	1:38.538	1:38.877 (4)
6	53 T.RABAT	19.585	1 I.LOPES	24.623	40 R.RAMOS	23.354	40 R.RAMOS	31.373	6	12	1:38.788	1:38.991 (6)
7	40 R.RAMOS	19.651	40 R.RAMOS	24.791	12 B.GOMEZ	23.354	12 B.GOMEZ	31.378	7	40	1:39.169	1:39.575 (7)
8	21 E.MONTERO	19.705	20 B.ROBERTS	24.998	33 D.VALLE	23.499	33 D.VALLE	31.728	8	33	1:39.999	1:40.267 (8)
9	33 D.VALLE	19.768	33 D.VALLE	25.004	21 E.MONTERO	23.517	20 B.ROBERTS	31.780	9	21	1:40.103	1:40.417 (9)
10	5 C.PONSSON	19.814	5 C.PONSSON	25.085	5 C.PONSSON	23.641	21 E.MONTERO	31.784	10	20	1:40.435	1:40.586 (10)
11	20 B.ROBERTS	19.871	21 E.MONTERO	25.097	52 G.ERILL	23.771	52 G.ERILL	32.088	11	5	1:40.694	1:40.828 (11)
12	52 G.ERILL	19.960	52 G.ERILL	25.178	20 B.ROBERTS	23.786	5 C.PONSSON	32.154	12	52	1:40.997	1:41.399 (12)
13	58 R.MARINHO	20.180	58 R.MARINHO	25.559	58 R.MARINHO	24.190	58 R.MARINHO	32.327	13	58	1:42.256	1:42.433 (13)
14	38 O.NESBAKKEN	20.369	93 M.POULSEN	25.581	93 M.POULSEN	24.208	82 R.WIEDERKEHR	32.418	14	93	1:43.054	1:43.437 (14)
15	37 C.TINKER	20.390	38 O.NESBAKKEN	25.956	82 R.WIEDERKEHR	24.414	38 O.NESBAKKEN	32.701	15	82	1:43.235	1:43.572 (15)
16	93 M.POULSEN	20.394	37 C.TINKER	25.964	38 O.NESBAKKEN	24.652	37 C.TINKER	32.846	16	38	1:43.678	1:43.799 (16)
17	82 R.WIEDERKEHR	20.418	82 R.WIEDERKEHR	25.985	37 C.TINKER	24.830	93 M.POULSEN	32.871	17	37	1:44.030	1:44.030 (17)
18	4 J.ARTIME	20.850	4 J.ARTIME	26.426	4 J.ARTIME	24.889	4 J.ARTIME	33.334	18	4	1:45.499	1:45.726 (18)



SBK
ESBK CIRCUITO DO ESTORIL II 30 AGOSTO Y 1 SEP.
CARRERA 1

Planing

Nº	Pos	Parrilla	Vit.																
			1	2	3	4	5	6	7	8	9	10	11	12	13	14	15	16	17
53	1	53	53	53	43	53	53	53	53	53	53	43	43	43	43	43	43	43	43
43	2	43	43	43	53	1	1	44	44	44	43	53	53	53	53	53	53	53	53
1	3	1	1	1	43	43	43	43	43	44	44	44	44	44	44	10	10	10	10
44	4	44	44	44	44	44	1	10	10	10	10	10	10	10	10	44	44	44	44
10	5	10	12	10	10	10	10	10	12	12	12	12	12	12	12	12	12	12	12
12	6	12	10	12	12	12	12	40	40	40	40	40	40	40	40	40	40	40	40
40	7	40	40	40	40	40	40	21	21	21	21	21	21	21	21	21	21	21	21
21	8	21	21	21	21	21	21	33	33	33	33	33	33	33	33	33	33	33	33
33	9	33	33	33	33	33	33	20	20	20	20	20	20	20	20	20	20	20	20
20	10	20	20	20	20	20	20	5	52	52	52	52	52	52	52	5	5	5	5
52	11	52	52	52	52	5	5	5	52	5	5	5	5	5	5	52	52	52	52
5	12	5	93	5	5	52	52	1	1	1	1	1	1	1	1	1	1	1	1
93	13	93	5	93	93	93	58	58	58	58	58	58	58	58	58	58	58	58	58
29	14	29	58	58	58	58	93	93	93	93	93	93	93	93	93	93	93	93	93
58	15	58	82	82	82	82	82	82	82	82	82	82	82	82	82	82	82	38	38
82	16	82	4	38	38	38	38	38	38	38	38	38	38	38	38	38	38	82	82
38	17	38	38	4	4	4	4	4	4	4	4	4	4	4	4	4	4	4	4
37	18	37	37	37	37	37	37	37	37	37	37	37	37	37	37	37	37	37	37
4	19	4	4	4	4	4	4	4	4	4	4	4	4	4	4	4	4	4	4

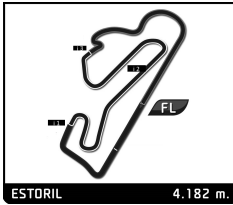


SBK

ESBK CIRCUITO DO ESTORIL II 30 AGOSTO Y 1 SEP.
Después de CARRERA 1

Velocidad máxima del evento

Nº Piloto	Equipo	Moto	Clase	V.Max	Vlt.	Sesión
12 BORJA GOMEZ	TEAM HONDA LAGLISSE	HONDA	SBK	320.2	3	CARRERA 1
10 UNAI ORRADRE	TEAM HONDA LAGLISSE	HONDA	SBK	317.5	17	CARRERA 1
21 EDUARDO MONTERO	TEAM HONDA LAGLISSE	HONDA	STCK1000	315.6	4	ENTRENAMIENTO CR
44 STEVEN ODENDAAL	NEW 2 PROJET	YAMAHA	SBK	315.6	17	CARRERA 1
1 IVO LOPES	BMW EASYRACE TEAM	BMW	SBK	314.7	3	ENTRENAMIENTOS LII
5 CHRISTOPHE PONSSON	GIL MOTOR SPORT		SBK	313.8	15	CARRERA 1
58 RICARDO MATEUS MARINHO		HONDA	STCK1000	313.0	10	ENTRENAMIENTOS LII
43 SIMON JESPERSEN	YAMAHA TEAM SCANDINAVIA	YAMAHA	SBK	312.1	11	ENTRENAMIENTO CR
20 BRETT ALEXANDER ROBERTS	BMW EASYRACE TEAM	BMW	STCK1000	311.2	2	CARRERA 1
33 DANIEL VALLE		YAMAHA	STCK1000	311.2	2	CARRERA 1
38 OLA NESBAKKEN	YAMAHA TEAM SCANDINAVIA	YAMAHA	STCK1000	310.3	12	ENTRENAMIENTO CR
40 ROMAN RAMOS	KAWASAKI PALMETO PL RACING	KAWASAKI	SBK	308.6	3	CARRERA 1
53 TITO RABAT		KAWASAKI	SBK	308.6	4	CARRERA 1
29 JUAN JOSE NUÑEZ	YAMAHA MS RACING	YAMAHA	STCK1000	307.7	11	ENTRENAMIENTO CR
82 RETO WIEDERKEHR			STCK1000	306.9	3	ENTRENAMIENTO CR
37 COREY TINKER		YAMAHA	STCK1000	306.0	4	ENTRENAMIENTOS LII
4 JAVIER ARTIME	CERBA PROMORACING TEAM	YAMAHA	STCK1000	304.3	5	ENTRENAMIENTO CR
52 GUILLEM ERILL	DEZA - BOX 77 EACING TEAM	KAWASAKI	STCK1000	304.3	2	CARRERA 1
93 MATHIAS POULSEN		YAMAHA	SBK	300.2	3	ENTRENAMIENTO CR



SBK

ESBK CIRCUITO DO ESTORIL II 30 AGOSTO Y 1 SEP. CARRERA 1

Mejores velocidades máximas

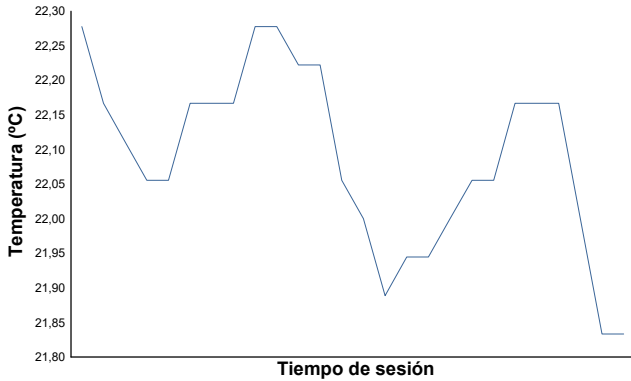
Nº Piloto	Equipo	Clase	V.Max 1		V.Max 2		V.Max 3		V.Max 4		V.Max 5		Pro	
			Km/h	Vlt.	Km/h	Vlt.	Km/h	Vlt.	Km/h	Vlt.	Km/h	Vlt.		
12	BORJA GOMEZ	TEAM HONDA LAGLISSE	SBK	320.2	3	318.4	7	317.5	8	317.5	6	316.6	17	318,0
10	UNAI ORRADRE	TEAM HONDA LAGLISSE	SBK	317.5	17	316.6	7	316.6	3	316.6	2	315.6	11	316,6
44	STEVEN ODENDAAL	NEW 2 PROJET	SBK	315.6	17	313.8	11	313.0	15	313.0	6	312.1	16	313,5
5	CHRISTOPHE PONSSON	GIL MOTOR SPORT	SBK	313.8	15	310.3	14	310.3	4	310.3	2	309.4	5	310,8
21	EDUARDO MONTERO	TEAM HONDA LAGLISSE	STCK1000	313.8	3	312.1	2	310.3	11	310.3	8	310.3	5	311,4
1	IVO LOPES	BMW EASYRACE TEAM	SBK	311.2	7	311.2	2	310.3	6	310.3	5	309.4	3	310,5
33	DANIEL VALLE		STCK1000	311.2	2	309.4	8	308.6	4	307.7	17	307.7	10	308,9
43	SIMON JESPERSEN	YAMAHA TEAM SCANDINAVIA	SBK	311.2	8	311.2	5	311.2	2	309.4	9	309.4	7	310,5
20	BRETT ALEXANDER ROBE	BMW EASYRACE TEAM	STCK1000	311.2	2	306.9	5	306.9	3	306.0	8	306.0	4	307,4
40	ROMAN RAMOS	KAWASAKI PALMETO PL RACING	SBK	308.6	3	306.0	8	306.0	5	305.2	4	304.3	11	306,0
53	TITO RABAT		SBK	308.6	4	307.7	11	306.0	14	306.0	12	305.2	17	306,7
38	OLA NESBAKKEN	YAMAHA TEAM SCANDINAVIA	STCK1000	307.7	11	306.9	5	306.0	16	306.0	15	306.0	13	306,5
82	RETO WIEDERKEHR		STCK1000	306.9	7	304.3	16	304.3	14	304.3	8	304.3	5	304,8
37	COREY TINKER		STCK1000	304.3	4	301.0	3	284.7	2	204.0	1			273,5
52	GUILLEM ERILL	DEZA - BOX 77 EACING TEAM	STCK1000	304.3	2	303.5	8	302.6	6	301.8	3	301.0	14	302,6
58	RICARDO MATEUS MARIN		STCK1000	303.5	5	303.5	2	301.0	6	300.2	7	300.2	3	301,7
4	JAVIER ARTIME	CERBA PROMORACING TEAM	STCK1000	302.6	12	301.0	16	301.0	15	301.0	9	300.2	10	301,2
93	MATHIAS POULSEN		SBK	299.3	9	299.3	8	298.5	5	298.5	4	297.7	17	298,7
29	JUAN JOSE NUÑEZ	YAMAHA MS RACING	STCK1000											



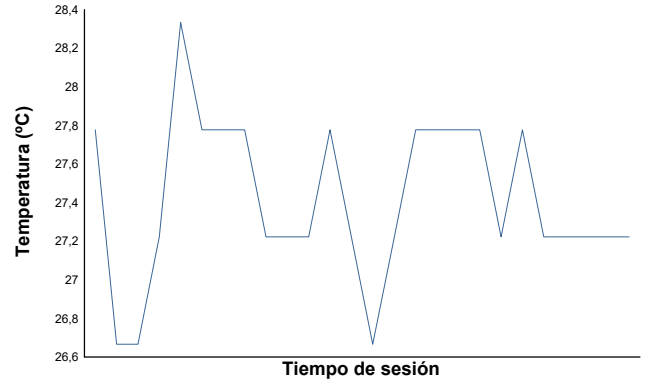
ESBK CIRCUITO DO ESTORIL II 30 AGOSTO Y 1 SEP.
SBK
CARRERA 1

Informe meteorológico

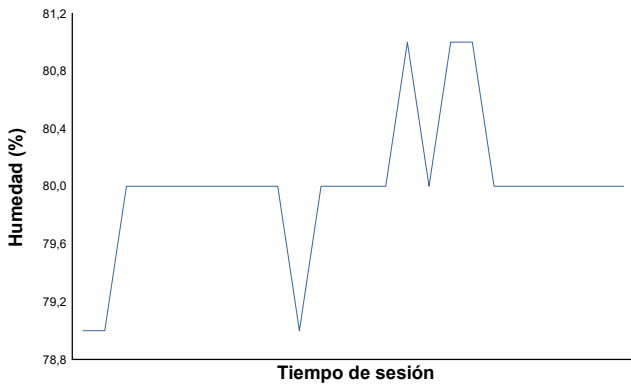
Temperatura del Aire



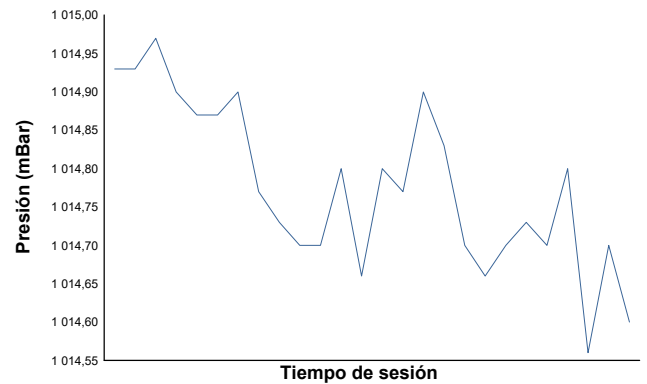
Temperatura de la Pista



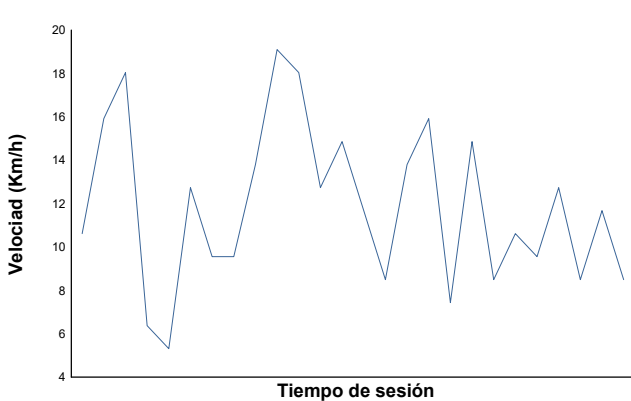
Humedad



Presión

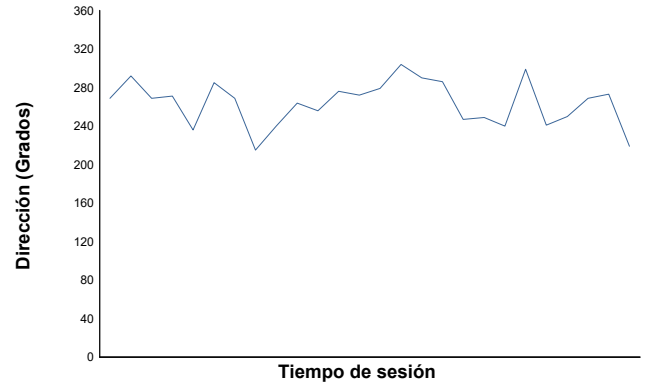


Velocidad del viento



Dirección del viento

Norte=0°/360° Este=90° Sur=180° Oeste=270°



Estado de pista: **SECO**