



PREMOTO 3

ESBK CIRCUITO DO ESTORIL II 30 AGOSTO Y 1 SEP.

ENTRENAMIENTOS LIBRE 1


Clasificación

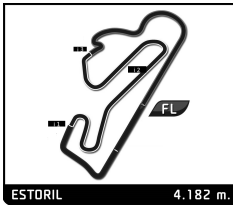
Nº	Piloto	Nac	Equipo	Moto	Neum.CI.	Tiempo	Vlt.	Total	Dif.	Km/h
1	23 TRAVIS BORG	MLT	FRANCO RACING VHC TEAM LIQUI MOLY	BEON	Dunlop	1:49.974	12	12	-	136.9
2	46 ALVARO LUCAS	ESP	IGAXTEAM	BEON	Dunlop	1:50.118	10	11	+0.144	136.7
3	27 MATEO MARULANDA	COL	FRANCO RACING VHC TEAM LIQUI MOLY	BEON	Dunlop	1:50.399	12	12	+0.425	136.4
4	5 IGNACIO GALAN	ESP	IMPALA HONDA	BEON	Dunlop	1:50.589	9	10	+0.615	136.1
5	84 VASCO CESAR	POR	BULTACO RACING	BULTACO	Dunlop	1:51.019	5	12	+1.045	135.6
6	49 IZAN RODRIGUEZ	ESP	ETG RACING	BEON	Dunlop	1:51.347	13	13	+1.373	135.2
7	8 NIKOLA MIROSLAVOV	BUL	BULTACO RACING	BULTACO	Dunlop	1:51.798	3	12	+1.824	134.7
8	13 PEDRO VARELA	POR	QRG CERRO - GROUP	BEON	Dunlop	1:51.823	3	11	+1.849	134.6
9	26 ALBERTO ENRIQUEZ	ECU	MIR RACING	MIR RACING	Dunlop	1:52.166	10	10	+2.192	134.2
10	64 CARMELO BELLUZZO	ITA	ETG RACING	BEON	Dunlop	1:52.519	12	13	+2.545	133.8
11	11 OLIVER CANTOS	ESP	MRE TALENT	BEON	Dunlop	1:52.644	6	11	+2.670	133.7
12	38 TOMMASO PIERONI	ITA	ALMA RACING TEAM	BEON	Dunlop	1:52.781	12	12	+2.807	133.5
13	20 IKER RODRIGUEZ	ESP	IGAXTEAM	BEON	Dunlop	1:52.787	10	10	+2.813	133.5
14	98 MIKA SIEBRATH	GER	SUPERHUGO 44 TEAM	BEON	Dunlop	1:52.969	11	12	+2.995	133.3
15	62 ETHAN GAVIN SPARKS	GBR		BEON	Dunlop	1:53.462	13	13	+3.488	132.7
16	12 LEWIS MULLEN	GBR		BEON	Dunlop	1:53.516	13	14	+3.542	132.6
17	81 JOSE CEA	ESP	ALMA RACING TEAM	BEON	Dunlop	1:53.956	11	12	+3.982	132.1
18	31 LEONIDAS CASTILLO GUIMAFUSA	MRE TALENT		BEON	Dunlop	1:54.107	11	13	+4.133	131.9
19	29 MAHDI SALEM ABUAWAD	USA	QRG CERRO-GROUP	BEON	Dunlop	1:54.232	6	7	+4.258	131.8
20	32 AARON RODRIGUEZ	FRA	MECAPROJETS TEAM ADO		Dunlop	1:54.418	12	13	+4.444	131.6
21	66 QUENTIN MANDINE	FRA	MECAPROJETS TEAM ADO	BEON	Dunlop	1:54.431	10	13	+4.457	131.6
22	10 DANIEL PAZ	ESP	TCM TEAM	BEON	Dunlop	1:54.532	13	14	+4.558	131.4
23	74 KENSEI MATSUDAIRA	USA		BEON	Dunlop	1:54.600	6	10	+4.626	131.4
24	22 CELESTIN MASY	FRA	MECAPROJETS TEAM ADO	BEON	Dunlop	1:55.853	11	13	+5.879	130.0

Vuelta rápida: Vlt. 12 TRAVIS BORG 1:49.974 136.9 Km/h

Hora de publicación:

Estado de pista: **SECO**

<p>Diretor de Carrera: João Pedro Lima</p> 	<p>Timekeeper Jorge Pinto</p> 
---	--



PREMOTO 3

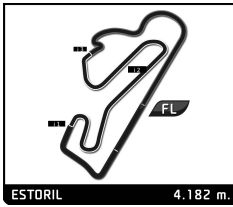
ESBK CIRCUITO DO ESTORIL II 30 AGOSTO Y 1 SEP.

ENTRENAMIENTOS LIBRE 1

Vuelta a vuelta

— Vuelta invalidada ■ Mejor Personal ■ Mejor de la sesión B Cruzando por el pit lane

Vlt.	Tiempo	Sector 1	Sector 2	Sector 3	Sector 4	T. Sesión	Vlt.	Tiempo	Sector 1	Sector 2	Sector 3	Sector 4	T. Sesión			
5	IGNACIO GALAN ESP						10	2:12.592 B 23.990 29.525 27.411 51.666 19:50.279								
	IMPALA HONDA BEON							11 5:15.136 26.020 35.776 25:05.415								
	1	3:22.184	1:50.138	30.026	26.067	35.953		3:22.184	12	LEWIS MULLEN GBR						
	2	1:52.809	22.765	28.900	25.485	35.659		5:14.993		BEON						
	3	1:52.282	22.715	28.740	25.480	35.347		7:07.275		1	2:43.696	1:06.431	32.408	27.266	37.591	2:43.696
	4	2:02.647	23.893	30.574	27.857	40.323		9:09.922		2	1:55.889	23.503	29.747	26.406	36.233	4:39.585
	5	1:52.196	22.807	28.904	25.376	35.109		11:02.118		3	1:55.644	23.127	29.592	26.567	36.358	6:35.229
	6	2:02.115 B	22.938	30.047	25.477	43.653		13:04.233		4	1:55.192	23.302	29.372	26.287	36.231	8:30.421
	7	11:50.092	...	32.287	28.270	35.536		24:54.325		5	1:54.260	23.169	29.338	26.052	35.701	10:24.681
	8	1:52.886	22.718	29.411	26.121	34.636		26:47.211		6	1:54.058	22.712	29.373	25.914	36.059	12:18.739
	9	1:50.589	22.172	28.441	25.355	34.621		28:37.800		7	1:57.026	23.822	30.393	26.175	36.636	14:15.765
10	1:51.321	22.921	28.627	25.346	34.427	30:29.121	8	2:08.570 B		24.252	32.274	26.638	45.406	16:24.335		
8	NIKOLA MIROSLAVOV BUL						10	4:19.280 2:46.766 30.014 26.422 36.078 20:43.615								
	BULTACO RACING BULTACO							10 1:54.483 23.145 29.166 26.107 36.065 22:38.098								
	1	2:52.433	1:19.722	29.939	26.770	36.002		2:52.433	11	1:53.797	22.870	29.275	25.937	35.715	24:31.895	
	2	1:53.334	23.419	28.897	25.923	35.095		4:45.767	12	1:53.940	22.871	29.428	25.881	35.760	26:25.835	
	3	1:51.798	22.640	28.718	25.388	35.052		6:37.565	13	1:53.516	22.698	29.211	25.919	35.688	28:19.351	
	4	1:52.770	22.495	28.509	25.852	35.914		8:30.335	14	1:53.816	22.616	29.387	26.092	35.721	30:13.167	
	5	1:54.261	23.128	29.997	25.727	35.409		10:24.596	13	PEDRO VARELA POR						
	6	2:09.620 B	22.981	29.389	26.380	50.870		12:34.216		QRC CERRO - GROUP BEON						
	7	8:18.254	6:44.285	30.378	26.946	36.645		20:52.470		1	2:52.382	1:17.332	31.767	26.561	36.722	2:52.382
	8	1:53.248	22.866	29.119	25.807	35.456		22:45.718		2	1:53.506	23.549	28.906	26.128	34.923	4:45.888
	9	1:52.628	22.546	28.816	25.849	35.417		24:38.346		3	1:51.823	22.752	28.780	25.407	34.884	6:37.711
	10	1:52.043	22.529	28.761	25.578	35.175		26:30.389		4	1:52.679	22.565	28.525	25.813	35.776	8:30.390
	11	2:04.826 B	22.865	29.012	25.930	47.019		28:35.215		5	1:52.340	22.719	29.029	25.722	34.870	10:22.730
12	2:15.057	43.585	29.417	26.246	35.809	30:50.272	6	2:14.832 B		26.376	30.822	33.264	44.370	12:37.562		
10	DANIEL PAZ ESP						10	7 10:07.500 8:30.846 33.268 27.619 35.767 22:45.062								
	TCM TEAM BEON							8 1:53.322 22.970 29.006 26.099 35.247 24:38.384								
	1	2:30.964	54.828	31.302	27.750	37.084		2:30.964		9	1:52.216	22.572	28.866	25.632	35.146	26:30.600
	2	1:56.713	23.850	29.863	26.690	36.310		4:27.677		10	1:53.700	22.996	28.794	26.077	35.833	28:24.300
	3	1:55.770	23.474	29.606	26.521	36.169		6:23.447		11	1:53.000	22.682	29.454	25.765	35.099	30:17.300
	4	1:56.336	23.589	29.637	26.544	36.566		8:19.783	20	IKER RODRIGUEZ ESP						
	5	1:55.834	23.792	29.889	26.191	35.962		10:15.617		IGAXTEAM BEON						
	6	1:55.225	23.604	29.432	26.231	35.958		12:10.842		1	2:54.268	1:17.158	32.790	27.751	36.569	2:54.268
	7	1:54.841	23.588	29.365	26.004	35.884		14:05.683		2	1:55.134	23.223	29.076	26.932	35.903	4:49.402
	8	2:03.878 B	23.381	29.491	26.548	44.458		16:09.561		3	1:54.825	23.066	29.184	26.601	35.974	6:44.227
	9	4:31.542	2:52.987	29.930	32.118	36.507		20:41.103		4	1:55.013	23.081	29.061	27.133	35.738	8:39.240
	10	1:57.003	23.623	29.836	27.198	36.346		22:38.106		5	1:53.316	22.869	28.809	26.127	35.511	10:32.556
	11	1:55.067	23.426	29.565	26.030	36.046		24:33.173		6	11:43.111 B	23.631	31.198	27.238	...	22:15.667
	12	1:54.885	23.221	29.458	26.191	36.015		26:28.058		7	2:24.436	43.883	31.790	32.710	36.053	24:40.103
13	1:54.532	23.130	29.367	26.047	35.988	28:22.590	8	1:53.699		22.554	29.100	26.209	35.836	26:33.802		
14	1:55.973	24.336	29.578	26.461	35.598	30:18.563	9	1:53.351		22.734	28.932	25.970	35.715	28:27.153		
10	1:52.787	22.507	28.848	25.951	35.481	30:19.940	22	CELESTIN MASY FRA								
11	OLIVER CANTOS ESP							MECAPROJETS TEAM ADO BEON								
	MRE TALENT BEON							1 2:59.609 1:23.354 30.783 27.528 37.944 2:59.609								
	1	2:28.993	52.372	31.511	27.728	37.382		2:28.993	2	1:58.629	23.845	30.180	27.082	37.522	4:58.238	
	2	1:55.046	23.261	29.499	26.262	36.024		4:24.039	3	1:58.003	23.613	29.766	27.243	37.381	6:56.241	
	3	1:54.045	22.915	29.211	25.992	35.927		6:18.084	4	1:58.183	23.970	30.038	27.137	37.038	8:54.424	
	4	1:55.225	22.811	29.410	27.020	35.984		8:13.309	5	2:08.295 B	24.540	30.376	27.901	45.478	11:02.719	
	5	1:53.252	22.925	29.128	25.702	35.497		10:06.561	6	3:03.213	1:28.078	30.129	27.362	37.644	14:05.932	
	6	1:52.644	22.637	28.941	25.715	35.351		11:59.205	7	2:04.546 B	23.817	29.564	26.890	44.275	16:10.478	
	7	1:52.727	22.737	28.973	25.539	35.478		13:51.932	8	4:34.963	3:00.342	30.270	26.997	37.354	20:45.441	
	8	1:52.694	22.767	28.721	25.688	35.518		15:44.626								
	9	1:53.061	22.735	28.870	25.814	35.642		17:37.687								



PREMOTO 3

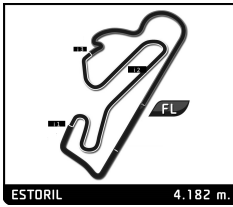
ESBK CIRCUITO DO ESTORIL II 30 AGOSTO Y 1 SEP.

ENTRENAMIENTOS LIBRE 1

Vuelta a vuelta

— Vuelta invalidada ■ Mejor Personal ■ Mejor de la sesión B Cruzando por el pit lane

Vlt.	Tiempo	Sector 1	Sector 2	Sector 3	Sector 4	T. Sesión	Vlt.	Tiempo	Sector 1	Sector 2	Sector 3	Sector 4	T. Sesión
9	1:58.146	24.020	29.792	27.058	37.276	22:43.587	7	1:54.843	23.079	29.313	26.394	36.057	30:23.064
10	1:56.690	23.819	29.639	26.801	36.431	24:40.277	31 LEONIDAS CASTILLO GUIMARAES USA						
11	1:55.853	23.461	29.511	26.515	36.366	26:36.130	MRE TALENT BEON						
12	2:01.503	25.950	29.784	26.947	38.822	28:37.633	1	2:22.594	46.091	31.715	27.650	37.138	2:22.594
13	1:58.506	23.597	29.566	26.886	38.457	30:36.139	2	1:57.698	23.942	30.213	27.108	36.435	4:20.292
23 TRAVIS BORG MLT							FRANDO RACING VHC TEAM LIQUI BEON						
1	3:22.067	1:50.398	29.870	26.431	35.368	3:22.067	3	1:56.744	23.575	30.033	26.750	36.386	6:17.036
2	1:52.468	22.625	28.733	25.628	35.482	5:14.535	4	1:55.776	23.429	29.743	26.573	36.031	8:12.812
3	1:51.933	22.599	28.652	25.740	34.942	7:06.468	5	1:54.690	23.708	29.292	26.131	35.559	10:07.502
4	2:04.021	25.351	30.504	27.930	40.236	9:10.489	6	1:54.184	23.205	29.338	26.193	35.448	12:01.686
5	1:50.911	22.529	28.451	25.232	34.699	11:01.400	7	1:54.495	23.283	29.304	26.286	35.622	13:56.181
6	2:02.510	24.129	29.290	25.384	43.707	13:03.910	8	2:04.530	23.580	29.222	26.393	45.335	16:00.711
7	7:48.339	6:05.994	29.363	26.550	46.432	20:52.249	9	4:54.519	3:22.442	29.914	26.383	35.780	20:55.230
8	2:12.948	41.184	30.008	27.024	34.732	23:05.197	10	1:54.871	23.269	29.602	26.226	35.774	22:50.101
9	1:51.018	22.402	28.296	25.653	34.667	24:56.215	11	1:54.107	23.163	29.293	26.102	35.549	24:44.208
10	1:50.721	22.244	28.294	25.666	34.517	26:46.936	12	2:01.447	29.085	29.585	26.562	36.215	26:45.655
11	1:50.333	22.028	28.522	25.182	34.601	28:37.269	13	2:07.733	23.103	28.988	29.828	45.814	28:53.388
12	1:49.974	22.175	28.230	25.087	34.482	30:27.243	32 AARON RODRIGUEZ FRA						
							MECAPROJETS TEAM ADO						
1	2:59.447	1:23.072	31.085	27.617	37.673	2:59.447	1	2:59.447	1:23.072	31.085	27.617	37.673	2:59.447
2	1:58.206	24.141	30.287	27.140	36.638	4:57.653	2	1:58.206	24.141	30.287	27.140	36.638	4:57.653
3	1:57.145	23.682	30.218	27.000	36.245	6:54.798	3	1:57.145	23.682	30.218	27.000	36.245	6:54.798
4	1:56.672	23.746	30.004	26.571	36.351	8:51.470	4	1:56.672	23.746	30.004	26.571	36.351	8:51.470
5	1:56.439	23.528	30.018	26.874	36.019	10:47.909	5	1:56.439	23.528	30.018	26.874	36.019	10:47.909
6	1:55.789	23.480	29.717	26.395	36.197	12:43.698	6	1:55.789	23.480	29.717	26.395	36.197	12:43.698
7	2:10.071	23.607	30.401	27.134	48.929	14:53.769	7	2:10.071	23.607	30.401	27.134	48.929	14:53.769
8	5:47.723	4:13.702	30.474	27.137	36.410	20:41.492	8	5:47.723	4:13.702	30.474	27.137	36.410	20:41.492
9	1:56.590	23.508	29.908	26.648	36.526	22:38.082	9	1:56.590	23.508	29.908	26.648	36.526	22:38.082
10	1:55.441	23.183	30.372	26.334	35.552	24:33.523	10	1:55.441	23.183	30.372	26.334	35.552	24:33.523
11	1:54.815	23.090	29.434	26.520	35.771	26:28.338	11	1:54.815	23.090	29.434	26.520	35.771	26:28.338
12	1:54.418	23.042	29.447	26.343	35.586	28:22.756	12	1:54.418	23.042	29.447	26.343	35.586	28:22.756
13	1:55.626	23.968	29.682	26.396	35.580	30:18.382	13	1:55.626	23.968	29.682	26.396	35.580	30:18.382
							38 TOMMASO PIERONI ITA						
							ALMA RACING TEAM BEON						
1	2:52.320	1:15.181	32.212	27.928	36.999	2:52.320	1	2:52.320	1:15.181	32.212	27.928	36.999	2:52.320
2	1:55.371	23.862	29.293	26.332	35.884	4:47.691	2	1:55.371	23.862	29.293	26.332	35.884	4:47.691
3	1:54.795	22.879	29.550	26.527	35.839	6:42.486	3	1:54.795	22.879	29.550	26.527	35.839	6:42.486
4	1:57.084	23.009	29.305	29.317	35.453	8:39.570	4	1:57.084	23.009	29.305	29.317	35.453	8:39.570
5	1:53.095	22.747	29.127	26.033	35.188	10:32.665	5	1:53.095	22.747	29.127	26.033	35.188	10:32.665
6	1:57.719	22.984	29.299	27.433	38.003	12:30.384	6	1:57.719	22.984	29.299	27.433	38.003	12:30.384
7	2:18.786	30.349	30.675	29.487	48.275	14:49.170	7	2:18.786	30.349	30.675	29.487	48.275	14:49.170
8	7:42.630	6:03.890	31.673	29.239	37.828	22:31.800	8	7:42.630	6:03.890	31.673	29.239	37.828	22:31.800
9	2:00.028	24.362	30.291	27.819	37.556	24:31.828	9	2:00.028	24.362	30.291	27.819	37.556	24:31.828
10	2:01.281	23.169	29.403	26.125	42.584	26:33.109	10	2:01.281	23.169	29.403	26.125	42.584	26:33.109
11	1:55.095	22.972	29.495	26.113	36.515	28:28.204	11	1:55.095	22.972	29.495	26.113	36.515	28:28.204
12	1:52.781	22.726	29.013	25.888	35.154	30:20.985	12	1:52.781	22.726	29.013	25.888	35.154	30:20.985
							46 ALVARO LUCAS ESP						
							IGAXTEAM BEON						
1	6:19.238	1:30.622	32.077	30.906	3:45.633	6:19.238	1	6:19.238	1:30.622	32.077	30.906	3:45.633	6:19.238
2	6:51.383	44.782	30.531	34.138	5:01.932	13:10.621	2	6:51.383	44.782	30.531	34.138	5:01.932	13:10.621
3	2:21.578	46.090	31.002	28.109	36.377	15:32.199	3	2:21.578	46.090	31.002	28.109	36.377	15:32.199
4	1:54.035	23.362	29.112	26.047	35.514	17:26.234	4	1:54.035	23.362	29.112	26.047	35.514	17:26.234
5	1:52.224	22.594	28.825	25.667	35.138	19:18.458	5	1:52.224	22.594	28.825	25.667	35.138	19:18.458
6	1:51.667	22.427	28.707	25.400	35.133	21:10.125	6	1:51.667	22.427	28.707	25.400	35.133	21:10.125
							26 ALBERTO ENRIQUEZ ECU						
							MIR RACING						
1	2:57.422	1:22.673	31.188	27.041	36.520	2:57.422	1	2:57.422	1:22.673	31.188	27.041	36.520	2:57.422
2	1:54.553	23.155	29.167	26.377	35.854	4:51.975	2	1:54.553	23.155	29.167	26.377	35.854	4:51.975
3	1:53.275	22.759	29.092	26.005	35.419	6:45.250	3	1:53.275	22.759	29.092	26.005	35.419	6:45.250
4	1:53.396	22.842	28.767	26.211	35.576	8:38.646	4	1:53.396	22.842	28.767	26.211	35.576	8:38.646
5	1:52.685	22.558	28.909	25.817	35.401	10:31.331	5	1:52.685	22.558	28.909	25.817	35.401	10:31.331
6	2:09.162	25.921	30.083	27.208	45.950	12:40.493	6	2:09.162	25.921	30.083	27.208	45.950	12:40.493
7	12:06.836	...	30.341	26.461	35.748	24:47.329	7	12:06.836	...	30.341	26.461	35.748	24:47.329
8	1:53.003	22.597	29.037	25.843	35.526	26:40.332	8	1:53.003	22.597	29.037	25.843	35.526	26:40.332
9	1:52.617	22.482	28.952	25.850	35.333	28:32.949	9	1:52.617	22.482	28.952	25.850	35.333	28:32.949
10	1:52.166	22.471	28.819	25.668	35.208	30:25.115	10	1:52.166	22.471	28.819	25.668	35.208	30:25.115
							27 MATEO MARULANDA COL						
							FRANDO RACING VHC TEAM LIQUI BEON						
1	3:20.306	1:44.502	31.384	27.536	36.884	3:20.306	1	3:20.306	1:44.502	31.384	27.536	36.884	3:20.306
2	1:54.758	23.559	29.675	25.977	35.547	5:15.064	2	1:54.758	23.559	29.675	25.977	35.547	5:15.064
3	1:52.454	22.754	28.840	25.728	35.132	7:07.518	3	1:52.454	22.754	28.840	25.728	35.132	7:07.518
4	2:03.378	23.696	30.289	27.796	41.597	9:10.896	4	2:03.378	23.696	30.289	27.796	41.597	9:10.896
5	1:52.880	22.979	28.886	25.636	35.379	11:03.776	5	1:52.880	22.979	28.886	25.636	35.379	11:03.776
6	2:01.556	22.846	28.848	25.542	44.320	13:05.332	6	2:01.556	22.846	28.848	25.542	44.320	13:05.332
7	7:44.740	6:04.258	29.445	26.467	44.570	20:50.072	7	7:44.740	6:04.258	29.445	26.467	44.570	20:50.072
8	2:14.564	43.588	29.706	25.995	35.275	23:04.636	8	2:14.564	43.588	29.706	25.995		



PREMOTO 3

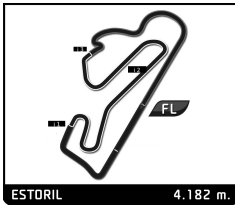
ESBK CIRCUITO DO ESTORIL II 30 AGOSTO Y 1 SEP.

ENTRENAMIENTOS LIBRE 1

Vuelta a vuelta

— Vuelta invalidada ■ Mejor Personal ■ Mejor de la sesión B Cruzando por el pit lane

Vlt.	Tiempo	Sector 1	Sector 2	Sector 3	Sector 4	T. Sesión	Vlt.	Tiempo	Sector 1	Sector 2	Sector 3	Sector 4	T. Sesión
7	1:51.394	22.375	28.634	25.456	34.929	23:01.519	2	1:56.064	23.764	29.599	26.643	36.058	4:29.309
8	1:51.249	22.399	28.480	25.361	35.009	24:52.768	3	1:55.739	23.728	29.433	26.540	36.038	6:25.048
9	1:55.071	24.376	29.853	25.903	34.939	26:47.839	4	1:55.267	23.576	29.406	26.401	35.884	8:20.315
10	1:50.118	22.130	28.244	25.316	34.428	28:37.957	5	1:55.373	23.532	29.771	26.636	35.434	10:15.688
11	1:51.030	22.339	28.207	25.782	34.702	30:28.987	6	1:54.536	23.296	29.303	26.260	35.677	12:10.224
49 IZAN RODRIGUEZ ESP							74 KENSEI MATSUDAIRA USA						
ETG RACING BEON							BEON						
1	2:52.459	1:19.467	30.026	27.202	35.764	2:52.459	1	2:29.055	53.492	30.756	27.632	37.175	2:29.055
2	1:52.987	23.270	28.907	25.785	35.025	4:45.446	2	1:56.561	23.518	29.701	26.925	36.417	4:25.616
3	1:51.501	22.774	28.670	25.265	34.792	6:36.947	3	1:55.139	23.109	29.662	26.652	35.716	6:20.755
4	1:55.050	22.602	28.357	27.907	36.184	8:31.997	4	1:54.991	22.881	29.565	26.581	35.964	8:15.746
5	2:02.621 B	22.647	28.903	25.888	45.183	10:34.618	5	1:54.729	23.138	29.600	26.273	35.718	10:10.475
6	5:56.376	4:26.470	29.111	25.516	35.279	16:30.994	6	1:54.600	23.010	29.495	26.356	35.739	12:05.075
7	1:52.893	22.887	28.743	26.386	34.877	18:23.887	7	1:54.686	23.001	29.503	26.464	35.718	13:59.761
8	1:51.747	22.689	28.665	25.232	35.161	20:15.634	8	2:09.006 B	24.150	30.755	27.025	47.076	16:08.767
9	1:51.549	22.600	28.723	25.167	35.059	22:07.183	9	4:43.957 B	2:59.191	31.266	26.872	46.628	20:52.724
10	2:06.660 B	22.551	30.061	27.010	47.038	24:13.843	10	2:13.308	40.588	30.350	26.996	35.374	23:06.032
11	3:05.848	1:35.281	29.056	26.200	35.311	27:19.691							
12	1:51.639	22.835	28.694	25.308	34.802	29:11.330							
13	1:51.347	22.503	28.620	25.328	34.896	31:02.677							
62 ETHAN GAVIN SPARKS GBR							81 JOSE CEA ESP						
BEON							ALMA RACING TEAM BEON						
1	2:43.609	1:06.250	31.631	28.170	37.558	2:43.609	1	2:55.201	1:16.806	32.939	28.493	36.963	2:55.201
2	1:56.332	23.684	29.829	26.779	36.040	4:39.941	2	1:57.212	24.054	30.425	26.894	35.839	4:52.413
3	1:55.292	23.042	29.281	26.995	35.974	6:35.233	3	1:54.507	22.784	29.367	26.344	36.012	6:46.920
4	1:54.851	23.065	29.248	26.406	36.132	8:30.084	4	2:07.960 B	23.054	29.447	27.278	48.181	8:54.880
5	1:54.121	23.235	29.124	26.298	35.464	10:24.205	5	3:26.736	1:51.431	31.961	26.616	36.728	12:21.616
6	1:53.982	22.831	29.310	26.213	35.628	12:18.187	6	1:54.855	23.380	29.429	26.393	35.653	14:16.471
7	2:12.457 B	28.005	29.581	26.645	48.226	14:30.644	7	2:13.984 B	24.088	32.584	27.080	50.232	16:30.455
8	6:12.584	4:40.307	29.746	26.446	36.085	20:43.228	8	6:01.351	4:23.211	31.237	29.393	37.510	22:31.806
9	1:54.721	22.737	29.139	26.761	36.084	22:37.949	9	1:59.918	24.438	30.544	27.290	37.646	24:31.724
10	1:53.739	22.732	29.026	26.086	35.895	24:31.688	10	1:55.346	23.503	29.642	26.315	35.886	26:27.070
11	1:53.649	22.814	29.213	25.992	35.630	26:25.337	11	1:53.956	22.840	29.538	26.005	35.573	28:21.026
12	1:53.795	22.927	29.192	26.086	35.590	28:19.132	12	1:54.013	22.955	29.276	26.052	35.730	30:15.039
13	1:53.462	22.709	29.073	26.154	35.526	30:12.594							
64 CARMELO BELLUZZO ITA							84 VASCO CESAR POR						
ETG RACING BEON							BULTACO RACING BULTACO						
1	2:12.802	40.554	29.834	26.354	36.060	2:12.802	1	2:45.444	1:13.463	30.452	26.082	35.447	2:45.444
2	1:53.729	23.154	29.062	25.969	35.544	4:06.531	2	1:52.048	22.566	28.761	25.516	35.205	4:37.492
3	1:53.259	22.864	29.137	25.706	35.552	5:59.790	3	1:52.760	22.611	28.710	26.187	35.252	6:30.252
4	1:53.150	22.721	28.938	25.816	35.675	7:52.940	4	1:52.427	22.473	28.817	25.975	35.162	8:22.679
5	2:06.952 B	24.645	30.077	26.714	45.516	9:59.892	5	1:51.019	22.334	28.500	25.497	34.688	10:13.698
6	6:17.081	4:45.129	29.761	26.055	36.136	16:16.973	6	1:52.234	22.469	28.831	25.737	35.197	12:05.932
7	1:52.816	22.859	28.962	25.625	35.370	18:09.789	7	2:03.027 B	23.114	29.257	26.027	44.629	14:08.959
8	1:52.525	22.747	28.860	25.505	35.413	20:02.314	8	6:43.822	5:10.554	29.769	26.411	37.088	20:52.781
9	1:57.652	22.672	29.547	29.730	35.703	21:59.966	9	2:45.747 B	23.397	42.489	37.583	1:02.278	23:38.528
10	2:06.663 B	22.768	29.884	29.378	44.633	24:06.629	10	3:02.116	1:27.255	30.537	26.704	37.620	26:40.644
11	3:13.185	1:42.622	29.086	25.964	35.513	27:19.814	11	1:52.526	22.611	28.883	25.925	35.107	28:33.170
12	1:52.519	22.913	28.699	25.679	35.228	29:12.333	12	1:51.988	22.313	28.961	25.590	35.124	30:25.158
13	1:52.584	22.760	28.839	25.683	35.302	31:04.917							
66 QUENTIN MANDINE FRA													
MECAPROJETS TEAM ADO BEON													
1	2:33.245	58.481	30.680	27.330	36.754	2:33.245							



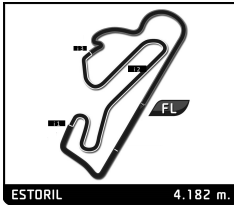
PREMOTO 3

ESBK CIRCUITO DO ESTORIL II 30 AGOSTO Y 1 SEP. ENTRENAMIENTOS LIBRE 1

Vuelta a vuelta

— Vuelta invalidada ■ Mejor Personal ■ Mejor de la sesión B Cruzando por el pit lane

Vlt.	Tiempo	Sector 1	Sector 2	Sector 3	Sector 4	T. Sesión	Vlt.	Tiempo	Sector 1	Sector 2	Sector 3	Sector 4	T. Sesión
98	MIKA SIEBDRATH					GER							
	SUPERHUGO 44 TEAM					BEON							
1	2:29.857	47.687	32.211	32.726	37.233	2:29.857							
2	1:55.850	23.572	29.492	26.583	36.203	4:25.707							
3	1:55.157	23.146	29.665	26.373	35.973	6:20.864							
4	2:10.520	23.240	29.328	33.813	44.139	8:31.384							
5	1:54.180	22.850	29.248	26.243	35.839	10:25.564							
6	1:59.734 B	22.875	29.541	26.206	41.112	12:25.298							
7	8:15.842	6:35.792	30.732	32.591	36.727	20:41.140							
8	2:05.174	23.633	29.768	28.832	42.941	22:46.314							
9	1:53.972	22.846	29.061	26.159	35.906	24:40.286							
10	1:54.102	23.389	29.188	26.113	35.412	26:34.388							
11	1:52.969	22.738	29.072	25.865	35.294	28:27.357							
12	1:53.035	22.858	29.080	25.959	35.138	30:20.392							



PREMOTO 3

ESBK CIRCUITO DO ESTORIL II 30 AGOSTO Y 1 SEP.

ENTRENAMIENTOS LIBRE 1

Mejores tiempos de sector

Sector 1		Sector 2		Sector 3		Sector 4		Vuelta		Mejor		
Pos	Nº Piloto	Tiempo	Nº Piloto	Tiempo	Nº Piloto	Tiempo	Nº Piloto	Tiempo	Pos	Nº	Ideal	Vuelta
1	23 T.BORG	22.028	46 A.LUCAS	28.207	23 T.BORG	25.087	5 I.GALAN	34.427	1	23	1:49.827	1:49.974 (1)
2	46 A.LUCAS	22.130	23 T.BORG	28.230	49 I.RODRIGUEZ	25.167	46 A.LUCAS	34.428	2	46	1:50.081	1:50.118 (2)
3	5 I.GALAN	22.172	49 I.RODRIGUEZ	28.357	27 M.MARULANDA	25.247	23 T.BORG	34.482	3	5	1:50.386	1:50.589 (4)
4	27 M.MARULANDA	22.190	27 M.MARULANDA	28.359	46 A.LUCAS	25.316	27 M.MARULANDA	34.603	4	27	1:50.399	1:50.399 (3)
5	84 V.CESAR	22.313	5 I.GALAN	28.441	5 I.GALAN	25.346	84 V.CESAR	34.688	5	49	1:50.819	1:51.347 (6)
6	26 A.ENRIQUEZ	22.471	84 V.CESAR	28.500	8 N.MIROSILAVOV	25.388	49 I.RODRIGUEZ	34.792	6	84	1:50.998	1:51.019 (5)
7	8 N.MIROSILAVOV	22.495	8 N.MIROSILAVOV	28.509	13 P.VARELA	25.407	13 P.VARELA	34.870	7	13	1:51.367	1:51.823 (8)
8	49 I.RODRIGUEZ	22.503	13 P.VARELA	28.525	84 V.CESAR	25.497	8 N.MIROSILAVOV	35.052	8	8	1:51.444	1:51.798 (7)
9	20 I.RODRIGUEZ	22.507	64 C.BELLUZZO	28.699	64 C.BELLUZZO	25.505	98 M.SIEBDRATH	35.138	9	64	1:52.104	1:52.519 (10)
10	13 P.VARELA	22.565	11 O.CANTOS	28.721	11 O.CANTOS	25.539	38 T.PIERONI	35.154	10	26	1:52.114	1:52.166 (9)
11	11 O.CANTOS	22.575	26 A.ENRIQUEZ	28.767	26 A.ENRIQUEZ	25.668	26 A.ENRIQUEZ	35.208	11	11	1:52.186	1:52.644 (11)
12	12 L.MULLEN	22.616	20 I.RODRIGUEZ	28.809	98 M.SIEBDRATH	25.865	64 C.BELLUZZO	35.228	12	20	1:52.748	1:52.787 (13)
13	64 C.BELLUZZO	22.672	31 L.GUIMARAES	28.988	12 L.MULLEN	25.881	11 O.CANTOS	35.351	13	38	1:52.781	1:52.781 (12)
14	62 E.SPARKS	22.709	38 T.PIERONI	29.013	38 T.PIERONI	25.888	74 K.MATSUDAIRA	35.374	14	98	1:52.802	1:52.969 (14)
15	38 T.PIERONI	22.726	62 E.SPARKS	29.026	20 I.RODRIGUEZ	25.951	66 Q.MANDINE	35.434	15	62	1:53.191	1:53.462 (15)
16	98 M.SIEBDRATH	22.738	98 M.SIEBDRATH	29.061	62 E.SPARKS	25.992	31 L.GUIMARAES	35.448	16	12	1:53.351	1:53.516 (16)
17	74 K.MATSUDAIRA	22.747	12 L.MULLEN	29.166	10 D.PAZ	26.004	62 E.SPARKS	35.464	17	81	1:53.638	1:53.956 (17)
18	81 J.CEA	22.784	29 M.ABUAWAD	29.194	81 J.CEA	26.005	20 I.RODRIGUEZ	35.481	18	31	1:53.641	1:54.107 (18)
19	29 M.ABUAWAD	22.865	66 Q.MANDINE	29.217	31 L.GUIMARAES	26.102	32 A.RODRIGUEZ	35.552	19	29	1:53.775	1:54.232 (19)
20	32 A.RODRIGUEZ	23.042	81 J.CEA	29.276	29 M.ABUAWAD	26.160	29 M.ABUAWAD	35.556	20	74	1:53.889	1:54.600 (23)
21	31 L.GUIMARAES	23.103	10 D.PAZ	29.365	66 Q.MANDINE	26.193	81 J.CEA	35.573	21	10	1:54.097	1:54.532 (22)
22	10 D.PAZ	23.130	32 A.RODRIGUEZ	29.434	74 K.MATSUDAIRA	26.273	10 D.PAZ	35.598	22	66	1:54.104	1:54.431 (21)
23	66 Q.MANDINE	23.260	74 K.MATSUDAIRA	29.495	32 A.RODRIGUEZ	26.334	12 L.MULLEN	35.688	23	32	1:54.362	1:54.418 (20)
24	22 C.MASY	23.461	22 C.MASY	29.511	22 C.MASY	26.515	22 C.MASY	36.366	24	22	1:55.853	1:55.853 (24)



PREMOTO 3

ESBK CIRCUITO DO ESTORIL II 30 AGOSTO Y 1 SEP.
Después de ENTRENAMIENTOS LIBRE 1

Velocidad máxima del evento

Nº Piloto	Equipo	Moto	Clase	V.Max	Vit.	Sesión
32 AARON RODRIGUEZ	MECAPROJETS TEAM ADO			223.4	12	ENTRENAMIENTOS LII
23 TRAVIS BORG	FRANDO RACING VHC TEAM LIQUI MOLY	BEON		222.5	10	ENTRENAMIENTOS LII
13 PEDRO VARELA	QRG CERRO - GROUP	BEON		221.2	3	ENTRENAMIENTOS LII
46 ALVARO LUCAS	IGAXTEAM	BEON		220.8	10	ENTRENAMIENTOS LII
5 IGNACIO GALAN	IMPALA HONDA	BEON		220.3	10	ENTRENAMIENTOS LII
27 MATEO MARULANDA	FRANDO RACING VHC TEAM LIQUI MOLY	BEON		216.9	12	ENTRENAMIENTOS LII
29 MAHDI SALEM ABUAWAD	QRG CERRO-GROUP	BEON		216.4	6	ENTRENAMIENTOS LII
12 LEWIS MULLEN		BEON		216.0	6	ENTRENAMIENTOS LII
84 VASCO CESAR	BULTACO RACING	BULTACO		216.0	9	ENTRENAMIENTOS LII
20 IKER RODRIGUEZ	IGAXTEAM	BEON		214.7	9	ENTRENAMIENTOS LII
8 NIKOLA MIROSLAVOV	BULTACO RACING	BULTACO		214.7	6	ENTRENAMIENTOS LII
38 TOMMASO PIERONI	ALMA RACING TEAM	BEON		214.3	6	ENTRENAMIENTOS LII
26 ALBERTO ENRIQUEZ		MIR RACING		213.1	3	ENTRENAMIENTOS LII
62 ETHAN GAVIN SPARKS		BEON		213.1	3	ENTRENAMIENTOS LII
22 CELESTIN MASY	MECAPROJETS TEAM ADO	BEON		212.7	2	ENTRENAMIENTOS LII
31 LEONIDAS CASTILLO GUIMARAES	MRE TALENT	BEON		212.7	12	ENTRENAMIENTOS LII
74 KENSEI MATSUDAIRA		BEON		211.8	11	ENTRENAMIENTOS LII
98 MIKA SIEBRATH	SUPERHUGO 44 TEAM	BEON		211.8	10	ENTRENAMIENTOS LII
81 JOSE CEA	ALMA RACING TEAM	BEON		211.0	3	ENTRENAMIENTOS LII
49 IZAN RODRIGUEZ	ETG RACING	BEON		210.2	2	ENTRENAMIENTOS LII
11 OLIVER CANTOS	MRE TALENT	BEON		209.8	4	ENTRENAMIENTOS LII
10 DANIEL PAZ	TCM TEAM	BEON		209.4	12	ENTRENAMIENTOS LII
64 CARMELO BELLUZZO	ETG RACING	BEON		208.2	13	ENTRENAMIENTOS LII
66 QUENTIN MANDINE	MECAPROJETS TEAM ADO	BEON		204.4	6	ENTRENAMIENTOS LII

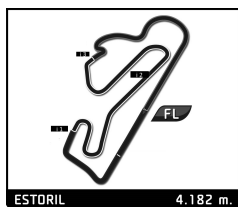


PREMOTO 3

ESBK CIRCUITO DO ESTORIL II 30 AGOSTO Y 1 SEP.
ENTRENAMIENTOS LIBRE 1

Secuencia de vueltas rápidas

T. Sesión	Nº Piloto	Equipo	Moto	Clase	Tiempo	Km/h	Vlt.
4:06.531	64 CARMELO BELLUZZO	ETG RACING	BEON		1:53.729	132.4	2
4:37.492	84 VASCO CESAR	BULTACO RACING	BULTACO		1:52.048	134.4	2
6:36.947	49 IZAN RODRIGUEZ	ETG RACING	BEON		1:51.501	135.0	3
10:13.698	84 VASCO CESAR	BULTACO RACING	BULTACO		1:51.019	135.6	5
11:01.400	23 TRAVIS BORG	FRANDO RACING VHC TEAM LIQUI MOLY	BEON		1:50.911	135.7	5
26:46.936	23 TRAVIS BORG	FRANDO RACING VHC TEAM LIQUI MOLY	BEON		1:50.721	136.0	10
28:37.269	23 TRAVIS BORG	FRANDO RACING VHC TEAM LIQUI MOLY	BEON		1:50.333	136.5	11
28:37.957	46 ALVARO LUCAS	IGAXTEAM	BEON		1:50.118	136.7	10
30:27.243	23 TRAVIS BORG	FRANDO RACING VHC TEAM LIQUI MOLY	BEON		1:49.974	136.9	12

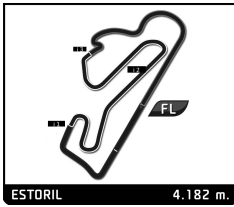


PREMOTO 3

ESBK CIRCUITO DO ESTORIL II 30 AGOSTO Y 1 SEP. ENTRENAMIENTOS LIBRE 1

Mejores velocidades máximas

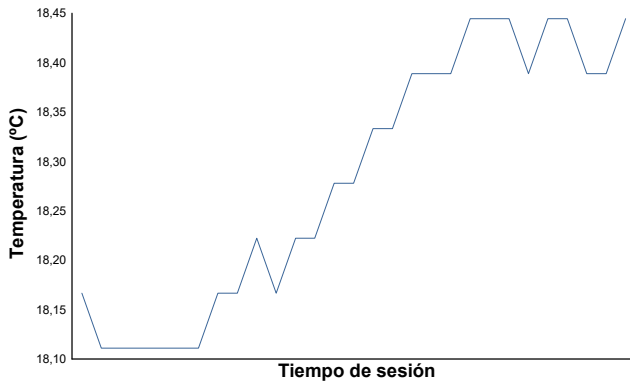
Nº Piloto	Equipo	Clase	V.Max 1		V.Max 2		V.Max 3		V.Max 4		V.Max 5		Pro
			Km/h	Vlt.	Km/h	Vlt.	Km/h	Vlt.	Km/h	Vlt.	Km/h	Vlt.	
32	AARON RODRIGUEZ	MECAPROJETS TEAM ADO	223.4	12	221.2	11	220.8	13	219.0	9	216.4	2	220,2
23	TRAVIS BORG	FRANDO RACING VHC TEAM LIQUI MOLY	222.5	10	218.6	9	217.7	11	215.6	2	213.5	12	217,6
13	PEDRO VARELA	QRG CERRO - GROUP	221.2	3	216.9	4	215.6	5	213.9	10	211.8	8	215,9
46	ALVARO LUCAS	IGAXTEAM	220.8	10	219.4	11	214.3	9	212.3	8	212.3	7	215,8
5	IGNACIO GALAN	IMPALA HONDA	220.3	10	219.4	9	211.0	3	211.0	2	209.4	8	214,2
27	MATEO MARULANDA	FRANDO RACING VHC TEAM LIQUI MOLY	216.9	12	214.7	4	214.3	11	214.3	3	212.7	10	214,6
29	MAHDI SALEM ABUAWAD	QRG CERRO-GROUP	216.4	6	214.3	5	212.3	7	210.2	2	210.2	4	212,7
12	LEWIS MULLEN		216.0	6	210.2	14	210.2	12	208.6	2	208.2	10	210,6
84	VASCO CESAR	BULTACO RACING	216.0	9	215.6	12	214.7	2	214.3	3	213.9	7	214,9
8	NIKOLA MIROSLAVOV	BULTACO RACING	214.7	9	214.7	6	214.3	3	213.9	11	212.7	5	214,1
20	IKER RODRIGUEZ	IGAXTEAM	214.7	9	213.5	8	212.3	3	211.0	6	210.6	4	212,4
38	TOMMASO PIERONI	ALMA RACING TEAM	214.3	6	213.9	12	212.3	3	211.4	10	210.2	5	212,4
26	ALBERTO ENRIQUEZ		213.1	3	212.7	4	212.7	2	210.2	9	209.0	10	211,5
62	ETHAN GAVIN SPARKS		213.1	3	211.4	10	211.0	12	210.2	6	209.8	13	211,1
22	CELESTIN MASY	MECAPROJETS TEAM ADO	212.7	2	211.0	11	211.0	7	209.8	3	209.0	13	210,7
31	LEONIDAS CASTILLO GUIMRE TALENT		212.7	12	211.0	13	210.2	10	208.6	11	208.6	6	210,2
98	MIKA SIEBDRATH	SUPERHUGO 44 TEAM	211.8	10	211.4	12	211.4	11	211.0	3	209.0	9	210,9
81	JOSE CEA	ALMA RACING TEAM	211.0	11	211.0	3	208.2	2	207.5	4	207.1	10	209,0
49	IZAN RODRIGUEZ	ETG RACING	210.2	2	206.3	13	205.9	3	205.1	4	204.8	10	206,5
74	KENSEI MATSUDAIRA		210.2	4	210.2	3	209.4	2	208.2	7	208.2	6	209,2
11	OLIVER CANTOS	MRE TALENT	209.8	4	207.8	5	207.5	9	206.7	3	205.9	6	207,5
10	DANIEL PAZ	TCM TEAM	209.4	12	208.6	3	206.7	13	204.4	14	204.4	7	206,7
64	CARMELO BELLUZZO	ETG RACING	208.2	13	207.8	3	207.1	4	206.3	10	205.9	9	207,1
66	QUENTIN MANDINE	MECAPROJETS TEAM ADO	204.4	6	204.0	11	203.6	5	203.6	4	203.2	13	203,8



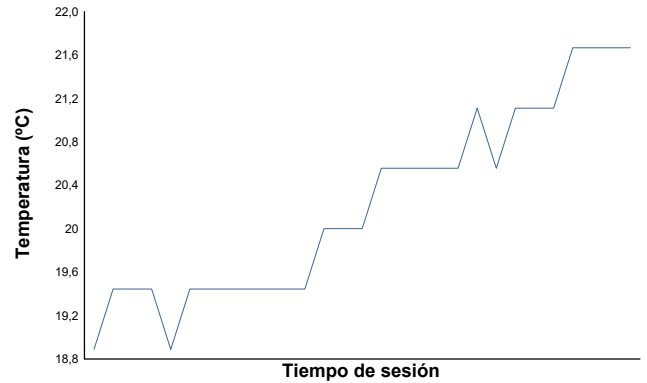
ESBK CIRCUITO DO ESTORIL II 30 AGOSTO Y 1 SEP.
PREMOTO 3
ENTRENAMIENTOS LIBRE 1

Informe meteorológico

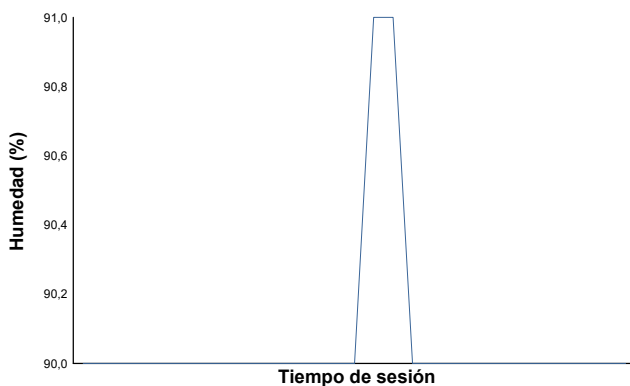
Temperatura del Aire



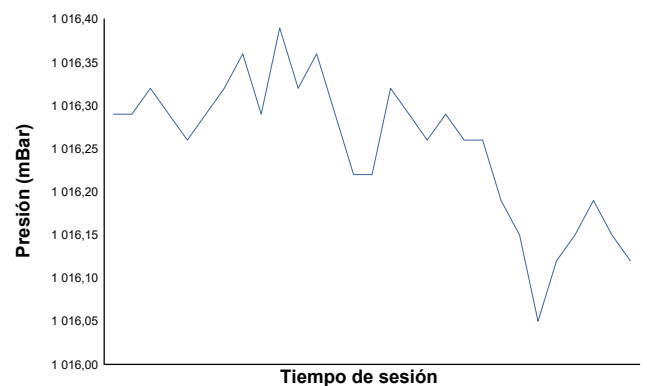
Temperatura de la Pista



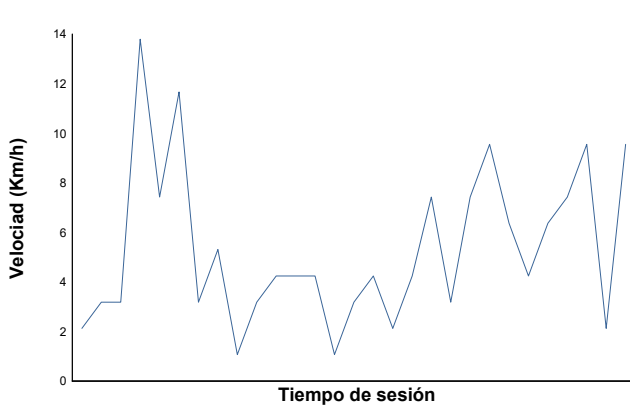
Humedad



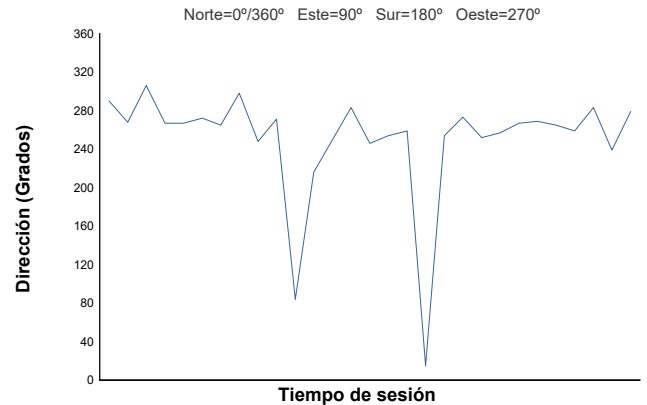
Presión



Velocidad del viento



Dirección del viento



Estado de pista: **SECO**