

PREMOTO 3

ESBK CIRCUITO DO ESTORIL II 30 AGOSTO Y 1 SEP. ENTRENAMIENTO CRONOMETRADO

Clasificación

Nº	Piloto	Nac	Equipo	Moto	Neum. Cl.	Tiempo	Vlt.	Total	Dif.	Km/h
1	49 IZAN RODRIGUEZ	ESP	ETG RACING	BEON	Dunlop	1:49.881	6	13	-	137.0
2	26 ALBERTO ENRIQUEZ	ECU		MIR RACING	Dunlop	1:50.444	10	10	+0.563	136.3
3	62 ETHAN GAVIN SPARKS	GBR		BEON	Dunlop	1:50.475	11	11	+0.594	136.3
4	20 IKER RODRIGUEZ	ESP	IGAXTEAM	BEON	Dunlop	1:50.670	10	13	+0.789	136.0
5	8 NIKOLA MIROSLAVOV	BUL	BULTACO RACING	BULTACO	Dunlop	1:50.831	12	13	+0.950	135.8
6	84 VASCO CESAR	POR	BULTACO RACING	BULTACO	Dunlop	1:50.888	4	9	+1.007	135.8
7	5 IGNACIO GALAN	ESP	IMPALA HONDA	BEON	Dunlop	1:50.890	11	11	+1.009	135.8
8	64 CARMELO BELLUZZO	ITA	ETG RACING	BEON	Dunlop	1:50.988	3	12	+1.107	135.6
9	11 OLIVER CANTOS	ESP	MRE TALENT	BEON	Dunlop	1:51.009	11	12	+1.128	135.6
10	98 MIKA SIEBDRATH	GER	SUPERHUGO 44 TEAM	BEON	Dunlop	1:51.092	10	10	+1.211	135.5
11	46 ALVARO LUCAS	ESP	IGAXTEAM	BEON	Dunlop	1:51.134	4	11	+1.253	135.5
12	13 PEDRO VARELA	POR	QRG CERRO - GROUP	BEON	Dunlop	1:51.176	10	12	+1.295	135.4
13	27 MATEO MARULANDA	COL	FRANDO RACING VHC TEAM LIQUI MOLY	BEON	Dunlop	1:51.295	4	11	+1.414	135.3
14	74 KENSEI MATSUDAIRA	USA		BEON	Dunlop	1:51.821	13	13	+1.940	134.6
15	12 LEWIS MULLEN	GBR		BEON	Dunlop	1:52.033	12	13	+2.152	134.4
16	81 JOSE GEA	ESP	ALMA RACING TEAM	BEON	Dunlop	1:52.479	4	12	+2.598	133.8
17	38 TOMMASO PIERONI	ITA	ALMA RACING TEAM	BEON	Dunlop	1:52.627	4	8	+2.746	133.7
18	31 LEONIDAS CASTILLO GUIMAFUSA	MRE TALENT		BEON	Dunlop	1:52.671	4	9	+2.790	133.6
19	10 DANIEL PAZ	ESP	TCM TEAM	BEON	Dunlop	1:53.527	9	9	+3.646	132.6
20	66 QUENTIN MANDINE	FRA	MECAPROJETS TEAM ADO	BEON	Dunlop	1:53.579	4	8	+3.698	132.6
21	32 AARON RODRIGUEZ	FRA		BEON	Dunlop	1:53.587	11	11	+3.706	132.5
22	22 CELESTIN MASY	FRA	MECAPROJETS TEAM ADO	BEON	Dunlop	1:55.956	10	11	+6.075	129.8

Tiempo máx: 2:03.066

23 TRAVIS BORG

MLT FRANDO RACING VHC TEAM LIQUI MOLY BEON Dunlop

Vuelta rápida: Vlt. 6 IZAN RODRIGUEZ 1:49.881 137.0 Km/h

#31 ; #81 ; #84 - voltadas retiradas por situação em bandeiras amarelas
#10 ; #26 ; #27 ; #49 ; #98 - voltadas retiradas por track limits

Hora de publicación: 10:05

Estado de pista: SECO

Diretor de Carrera:

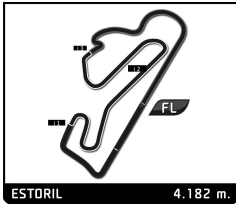
João Pedro Lima



Timekeeper

Jorge Pinto







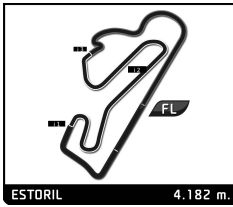
Clasificación por Clase

Nº Piloto	Nac	Equipo	Moto	Tiempo	Vlt. Total	Dif.	Km/h
-----------	-----	--------	------	--------	------------	------	------

Hora de publicación:

Estado de pista: XXXXXXXXXX

<p>Diretor de Carrera: João Pedro Lima</p> 	<p>Timekeeper Jorge Pinto</p> 
---	--



PREMOTO 3

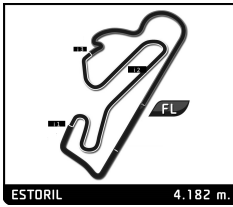
ESBK CIRCUITO DO ESTORIL II 30 AGOSTO Y 1 SEP.

ENTRENAMIENTO CRONOMETRADO

Vuelta a vuelta

— Vuelta invalidada ■ Mejor Personal ■ Mejor de la sesión B Cruzando por el pit lane

Vlt.	Tiempo	Sector 1	Sector 2	Sector 3	Sector 4	T. Sesión	Vlt.	Tiempo	Sector 1	Sector 2	Sector 3	Sector 4	T. Sesión		
5	IGNACIO GALAN						ESP	12	LEWIS MULLEN						GBR
	IMPALA HONDA						BEON								BEON
1	2:58.743	1:18.024	32.045	28.185	40.489	2:58.743	1	2:17.394	44.188	30.463	26.616	36.127	2:17.394		
2	1:53.921	22.607	29.120	26.686	35.508	4:52.664	2	1:54.198	22.980	29.271	26.148	35.799	4:11.592		
3	1:52.594	22.604	28.909	25.836	35.245	6:45.258	3	1:53.279	22.943	29.104	25.788	35.444	6:04.871		
4	1:52.247	22.768	28.717	25.541	35.221	8:37.505	4	1:52.829	22.692	28.907	25.751	35.479	7:57.700		
5	2:05.462 B	23.925	29.697	27.070	44.770	10:42.967	5	1:53.782	22.898	29.173	25.940	35.771	9:51.482		
6	5:25.237	3:51.177	33.126	25.564	35.370	16:08.204	6	1:52.802	22.577	29.085	25.611	35.529	11:44.284		
7	1:51.696	22.679	28.657	25.301	35.059	17:59.900	7	2:09.881 B	27.455	30.226	26.000	46.200	13:54.165		
8	1:51.451	22.583	28.627	25.377	34.864	19:51.351	8	2:25.208	54.173	29.343	26.173	35.519	16:19.373		
9	1:54.931	22.413	28.760	26.895	36.863	21:46.282	9	1:53.107	22.578	28.815	26.117	35.597	18:12.480		
10	1:51.138	22.423	28.622	25.322	34.771	23:37.420	10	1:54.343	24.067	28.782	25.928	35.566	20:06.823		
11	1:50.890	22.291	28.610	25.187	34.802	25:28.310	11	1:52.282	22.653	28.883	25.511	35.235	21:59.105		
8	NIKOLA MIROSLAVOV						BUL	13	PEDRO VARELA						POR
	BULTACO RACING						BULTACO		ORG CERRO - GROUP						BEON
1	2:20.472	48.242	30.252	26.484	35.494	2:20.472	1	2:16.126	44.128	29.883	26.196	35.919	2:16.126		
2	1:52.296	22.766	28.687	25.638	35.205	4:12.768	2	1:51.602	22.633	28.545	25.528	34.896	4:07.728		
3	2:04.173 B	22.852	28.847	26.386	46.088	6:16.941	3	1:51.283	22.275	28.621	25.421	34.966	5:59.011		
4	2:14.143	43.693	29.238	25.646	35.566	8:31.084	4	2:00.646 B	22.620	29.066	26.107	42.853	7:59.657		
5	1:52.082	22.585	28.713	25.424	35.360	10:23.166	5	4:14.836	2:40.682	31.036	26.927	36.191	12:14.493		
6	1:51.483	22.447	28.701	25.353	34.982	12:14.649	6	1:51.348	22.524	28.536	25.479	34.809	14:05.841		
7	1:51.159	22.271	28.540	25.388	34.960	14:05.808	7	1:51.236	22.715	28.512	25.200	34.809	15:57.077		
8	1:51.238	22.437	28.595	25.184	35.022	15:57.046	8	1:51.857	22.345	28.560	25.316	35.636	17:48.934		
9	1:50.958	22.286	28.451	25.211	35.010	17:48.004	9	1:51.974	22.647	28.803	25.654	34.870	19:40.908		
10	1:53.930	22.572	30.168	25.617	35.573	19:41.934	10	1:51.176	22.481	28.578	25.385	34.732	21:32.084		
11	1:51.696	23.116	28.527	25.189	34.864	21:33.630	11	1:51.423	22.480	28.799	25.273	34.871	23:23.507		
12	1:50.831	22.249	28.363	25.264	34.955	23:24.461	12	1:55.423	22.763	29.737	25.481	37.442	25:18.930		
13	1:54.415	22.388	29.266	25.865	36.896	25:18.876									
10	DANIEL PAZ						ESP	20	IKER RODRIGUEZ						ESP
	TCM TEAM						BEON		IGAXTEAM						BEON
1	2:16.956	42.946	31.034	26.817	36.159	2:16.956	1	2:17.853	44.596	30.838	26.652	35.767	2:17.853		
2	1:55.254	23.568	29.400	26.183	36.103	4:12.210	2	1:54.244	22.972	29.457	26.032	35.783	4:12.097		
3	1:55.300	23.286	29.587	26.724	35.703	6:07.510	3	1:55.414	22.937	29.499	26.492	36.486	6:07.511		
4	1:53.552	22.919	29.141	25.954	35.538	8:01.062	4	1:54.142	24.544	28.868	25.825	34.905	8:01.653		
5	2:02.860 B	23.464	29.155	25.772	44.469	10:03.922	5	2:12.180 B	22.625	28.365	25.532	55.658	10:13.833		
6	6:13.964	4:41.567	30.388	26.123	35.886	16:17.886	6	2:08.213	37.773	29.129	25.761	35.550	12:22.046		
7	1:54.594	23.220	29.440	26.226	35.708	18:12.480	7	1:51.206	22.393	28.544	25.486	34.783	14:13.252		
8	1:54.591	23.333	29.157	26.419	35.682	20:07.071	8	1:52.058	22.623	28.837	25.587	35.011	16:05.310		
9	1:53.527	22.910	29.202	25.800	35.615	22:00.598	9	1:55.283	22.478	28.501	26.889	37.415	18:00.593		
11	OLIVER CANTOS						ESP	22	CELESTIN MASY						FRA
	MRE TALENT						BEON		MECAPROJETS TEAM ADO						BEON
1	2:57.771	1:05.457	39.104	33.272	39.938	2:57.771	1	2:26.201	50.203	30.670	27.755	37.573	2:26.201		
2	1:54.404	23.545	29.036	26.029	35.794	4:52.175	2	1:58.095	23.951	29.931	27.206	37.007	4:24.296		
3	1:53.063	22.818	29.112	25.822	35.311	6:45.238	3	2:04.253 B	23.745	29.972	27.004	43.532	6:28.549		
4	1:52.137	22.881	28.562	25.884	34.810	8:37.375	4	3:24.813	1:46.802	31.462	29.463	37.086	9:53.362		
5	1:52.087	22.644	28.865	25.410	35.168	10:29.462	5	1:56.303	23.644	29.487	26.591	36.581	11:49.665		
6	1:52.271	22.596	28.710	25.636	35.329	12:21.733	6	1:56.342	23.417	29.536	26.756	36.633	13:46.007		
7	1:51.468	22.475	28.684	25.412	34.897	14:13.201	7	2:10.527 B	23.825	31.548	29.509	45.645	15:56.534		
8	1:51.065	22.373	28.502	25.395	34.795	16:04.266									
9	1:55.667	22.392	28.677	28.737	35.861	17:59.933									
10	1:51.798	22.615	28.575	25.838	34.771	19:51.731									
11	1:51.009	22.283	28.444	25.417	34.865	21:42.740									
12	2:06.105 B	22.379	29.031	26.328	48.367	23:48.845									



PREMOTO 3

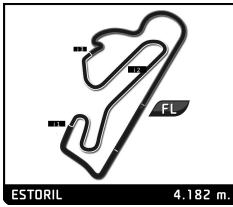
ESBK CIRCUITO DO ESTORIL II 30 AGOSTO Y 1 SEP.

ENTRENAMIENTO CRONOMETRADO

Vuelta a vuelta

— Vuelta invalidada ■ Mejor Personal ■ Mejor de la sesión B Cruzando por el pit lane

Vlt.	Tiempo	Sector 1	Sector 2	Sector 3	Sector 4	T. Sesión	Vlt.	Tiempo	Sector 1	Sector 2	Sector 3	Sector 4	T. Sesión
8	2:14.870	39.246	31.299	27.495	36.830	18:11.404							
9	1:56.708	23.506	29.609	26.729	36.864	20:08.112							
10	1:55.956	23.421	29.576	26.385	36.574	22:04.068							
11	2:01.668 B	23.361	29.419	26.577	42.311	24:05.736							
26	ALBERTO ENRIQUEZ ECU												
	MIR RACING												
1	2:21.619	49.466	30.265	26.399	35.489	2:21.619							
2	1:51.838	22.665	28.611	25.589	34.973	4:13.457							
3	1:56.467	22.783	28.789	26.375	38.520	6:09.924							
4	1:51.457	22.492	28.471	25.480	35.014	8:01.381							
5	2:02.208 B	22.435	28.345	25.880	45.548	10:03.589							
6	8:17.022	6:32.206	30.927	37.623	36.266	18:20.611							
7	1:52.153	22.782	28.836	25.504	35.031	20:12.764							
8	1:51.143	22.256	28.600	25.259	35.028	22:03.907							
9	1:51.942	22.191	29.116	25.457	35.178	23:55.849							
10	1:50.444	22.195	28.369	25.167	34.713	25:46.293							
27	MATEO MARULANDA COL												
	FRANDO RACING VHC TEAM LIQUI BEON												
1	2:57.768	1:13.443	34.048	30.550	39.727	2:57.768							
2	1:54.440	23.342	29.338	25.953	35.807	4:52.208							
3	1:54.292	23.927	29.005	25.782	35.578	6:46.500							
4	1:51.295	22.497	28.443	25.394	34.961	8:37.795							
5	2:07.993 B	22.990	29.568	27.893	47.542	10:45.788							
6	5:35.364	4:02.027	29.703	27.069	36.565	16:21.152							
7	1:52.050	22.600	28.733	25.672	35.045	18:13.202							
8	1:52.040	22.669	28.879	25.533	34.959	20:05.242							
9	1:51.469	22.611	28.710	25.354	34.794	21:56.711							
10	1:54.367	22.901	29.683	25.850	35.933	23:51.078							
11	1:51.366	22.357	28.709	25.282	35.018	25:42.444							
31	LEONIDAS CASTILLO GUIMARAES USA												
	MRE TALENT BEON												
1	2:16.935	43.864	30.668	26.541	35.862	2:16.935							
2	1:55.128	23.397	29.218	26.442	36.071	4:12.063							
3	1:53.528	23.200	29.195	26.056	35.077	6:05.591							
4	1:52.671	22.781	29.029	25.705	35.156	7:58.262							
5	1:53.468	22.768	29.014	26.450	35.236	9:51.730							
6	2:06.697 B	22.732	29.255	26.586	48.124	11:58.427							
7	10:54.862	9:22.248	29.635	26.064	36.915	22:53.289							
8	1:52.766	22.744	29.066	25.905	35.051	24:46.055							
9	1:54.456	23.297	29.493	26.691	34.975	26:40.511							
32	AARON RODRIGUEZ FRA												
	BEON												
1	2:24.219	49.903	30.686	27.174	36.456	2:24.219							
2	1:56.196	23.615	29.956	26.736	35.889	4:20.415							
3	1:55.656	23.345	29.628	26.683	36.000	6:16.071							
4	1:55.520	23.251	29.852	26.421	35.996	8:11.591							
5	2:07.966 B	23.559	30.176	26.677	47.554	10:19.557							
6	5:58.478	4:26.334	30.056	26.541	35.547	16:18.035							
7	1:54.338	22.913	29.362	26.335	35.728	18:12.373							
8	1:55.415	23.164	29.443	26.674	36.134	20:07.788							
9	1:53.805	22.916	29.409	25.974	35.506	22:01.593							
10	1:54.222	23.036	29.354	26.103	35.729	23:55.815							
11	1:53.587	23.098	29.260	25.833	35.396	25:49.402							
38	TOMMASO PIERONI ITA												
	ALMA RACING TEAM BEON												
1	2:18.268	44.882	30.824	26.752	35.810	2:18.268							
2	1:54.022	22.895	29.312	26.402	35.413	4:12.290							
3	1:55.034	23.530	29.163	26.671	35.670	6:07.324							
4	1:52.627	22.724	28.783	25.857	35.263	7:59.951							
5	1:53.341	23.045	28.890	25.804	35.602	9:53.292							
6	2:06.817 B	22.943	28.985	26.138	48.751	12:00.109							
7	7:02.861	5:25.313	31.773	28.721	37.054	19:02.970							
8	1:55.247	23.940	30.113	25.917	35.277	20:58.217							
46	ALVARO LUCAS ESP												
	IGAXTEAM BEON												
1	2:57.884	1:15.917	32.504	30.718	38.745	2:57.884							
2	1:56.488	23.323	29.465	27.055	36.645	4:54.372							
3	1:51.822	22.682	28.409	25.512	35.219	6:46.194							
4	1:51.134	22.470	28.364	25.378	34.922	8:37.328							
5	2:09.049 B	24.043	29.361	27.279	48.366	10:46.377							
6	4:42.179 B					15:28.556							
7	2:20.751	46.111	33.430	25.984	35.226	17:49.307							
8	1:51.554	22.418	28.594	25.505	35.037	19:40.861							
9	1:51.197	22.438	28.559	25.407	34.793	21:32.058							
10	1:52.463	22.774	29.107	25.908	34.674	23:24.521							
11	1:54.570	22.385	28.668	25.773	37.744	25:19.091							
49	IZAN RODRIGUEZ ESP												
	ETG RACING BEON												
1	2:16.025	44.019	29.893	26.140	35.973	2:16.025							
2	1:51.339	22.570	28.639	25.416	34.714	4:07.364							
3	1:50.723	22.444	28.384	25.179	34.716	5:58.087							
4	1:50.643	22.345	28.349	24.982	34.967	7:48.730							
5	1:50.160	22.301	28.359	24.936	34.564	9:38.890							
6	1:49.881	22.223	28.427	24.860	34.371	11:28.771							
7	1:49.955	22.212	28.290	24.949	34.504	13:18.726							
8	1:57.841	26.808	29.276	26.060	35.697	15:16.567							
9	1:50.923	22.433	28.432	25.093	34.965	17:07.490							
10	2:07.130 B	23.689	30.092	25.780	47.569	19:14.620							
11	3:11.011	1:39.540	29.209	25.699	36.563	22:25.631							
12	1:51.059	22.221	28.734	25.306	34.798	24:16.690							
13	1:50.663	22.356	28.532	25.038	34.737	26:07.353							
62	ETHAN GAVIN SPARKS GBR												
	BEON												
1	2:25.427	51.651	30.715	26.995	36.066	2:25.427							
2	1:53.069	22.687	29.256	25.942	35.184	4:18.496							
3	1:52.285	22.519	28.845	25.923	34.998	6:10.781							
4	1:51.168	22.435	28.389	25.687	34.657	8:01.949							
5	2:04.161 B	22.679	28.586	25.666	47.230	10:06.110							
6	6:10.689	4:38.850	29.993	26.256	35.590	16:16.799							
7	1:52.062	22.450	28.465	26.128	35.019	18:08.861							
8	1:51.369	22.416	28.548	25.536	34.869	20:00.230							



PREMOTO 3

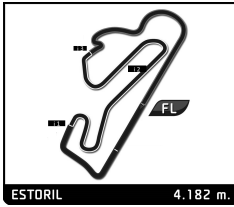
ESBK CIRCUITO DO ESTORIL II 30 AGOSTO Y 1 SEP.

ENTRENAMIENTO CRONOMETRADO

Vuelta a vuelta

— Vuelta invalidada ■ Mejor Personal ■ Mejor de la sesión B Cruzando por el pit lane

Vlt.	Tiempo	Sector 1	Sector 2	Sector 3	Sector 4	T. Sesión	Vlt.	Tiempo	Sector 1	Sector 2	Sector 3	Sector 4	T. Sesión		
64	CARMELO BELLUZZO						ITA	84	VASCO CESAR						POR
	ETG RACING						BEON		BULTACO RACING						BULTACO
1	2:16.066	43.142	30.484	26.278	36.162	2:16.066	1	2:24.660	54.415	29.293	25.668	35.284	2:24.660		
2	1:51.970	23.003	28.556	25.581	34.830	4:08.036	2	1:51.627	22.470	28.682	25.426	35.049	4:16.287		
3	1:50.988	22.362	28.453	25.421	34.752	5:59.024	3	1:51.258	22.246	28.568	25.226	35.218	6:07.545		
4	1:54.089	22.391	29.567	26.161	35.970	7:53.113	4	1:50.888	22.214	28.462	25.300	34.912	7:58.433		
5	2:05.260 B	22.969	30.235	26.018	46.038	9:58.373	5	2:10.087 B	23.349	31.951	27.792	46.995	10:08.520		
6	3:20.927	1:50.655	29.240	25.919	35.113	13:19.300	6	10:56.112	9:21.494	30.714	27.925	35.979	21:04.632		
7	1:57.486	22.572	29.466	26.808	38.640	15:16.786	7	1:52.503	22.649	29.020	25.607	35.227	22:57.135		
8	1:51.853	22.529	28.628	25.366	35.330	17:08.639	8	1:51.600	22.389	28.714	25.463	35.034	24:48.735		
9	2:05.681 B	23.021	29.725	25.968	46.967	19:14.320	9	1:51.008	22.297	28.388	25.439	34.884	26:39.743		
10	3:11.024	1:39.585	29.328	25.738	36.373	22:25.344									
11	1:52.067	22.771	28.850	25.449	34.997	24:17.411									
12	1:51.302	22.317	28.541	25.395	35.049	26:08.713									
66	QUENTIN MANDINE						FRA	98	MIKA SIEBDRATH						GER
	MECAPROJETS TEAM ADO						BEON		SUPERHUGO 44 TEAM						BEON
1	2:18.688	45.156	30.757	26.894	35.881	2:18.688	1	2:20.891	48.584	30.277	26.545	35.485	2:20.891		
2	1:54.534	23.159	29.196	26.120	36.059	4:13.222	2	1:52.603	22.750	28.791	25.882	35.180	4:13.494		
3	1:54.885	23.241	29.092	26.758	35.794	6:08.107	3	1:56.540	23.121	28.541	26.338	38.540	6:10.034		
4	1:53.579	22.989	28.960	26.213	35.417	8:01.686	4	1:51.450	22.504	28.433	25.642	34.871	8:01.484		
5	1:53.689	23.180	29.042	25.957	35.510	9:55.375	5	2:03.489 B	22.645	28.264	25.886	46.694	10:04.973		
6	1:53.974	22.925	28.876	25.986	36.187	11:49.349	6	8:15.300	6:30.986	30.860	33.258	40.196	18:20.273		
7	2:10.615 B	23.880	29.930	27.321	49.484	13:59.964	7	1:52.531	23.220	28.803	25.621	34.887	20:12.804		
8	6:09.245	4:38.390	29.645	26.025	35.185	20:09.209	8	1:52.081	22.604	28.502	25.341	35.634	22:04.885		
							9	1:51.835	22.603	28.683	25.484	35.065	23:56.720		
							10	1:51.092	22.299	28.579	25.285	34.929	25:47.812		
74	KENSEI MATSUDAIRA						USA								
							BEON								
1	2:17.292	44.056	30.725	26.951	35.560	2:17.292									
2	1:54.853	23.403	29.486	26.486	35.478	4:12.145									
3	1:53.414	22.785	29.402	26.084	35.143	6:05.559									
4	1:52.859	22.712	29.087	26.115	34.945	7:58.418									
5	1:52.979	22.757	28.935	26.090	35.197	9:51.397									
6	1:58.753	22.814	29.683	30.934	35.322	11:50.150									
7	2:08.556 B	23.131	29.548	27.414	48.463	13:58.706									
8	2:18.180	46.901	30.022	26.104	35.153	16:16.886									
9	1:53.208	22.633	28.892	26.241	35.442	18:10.094									
10	1:52.904	22.655	29.013	25.970	35.266	20:02.998									
11	1:53.065	22.555	29.214	26.099	35.197	21:56.063									
12	1:54.913	23.471	29.930	26.123	35.389	23:50.976									
13	1:51.821	22.551	28.895	25.542	34.833	25:42.797									
81	JOSE CEA						ESP								
	ALMA RACING TEAM						BEON								
1	2:19.774	45.586	31.383	27.086	35.719	2:19.774									
2	1:53.335	23.362	29.067	25.996	34.910	4:13.109									
3	1:54.520	22.910	29.214	26.703	35.693	6:07.629									
4	1:52.479	23.077	28.842	25.715	34.845	8:00.108									
5	1:53.032	22.655	28.961	25.752	35.664	9:53.140									
6	1:53.029	22.947	29.044	25.759	35.279	11:46.169									
7	2:17.599 B	24.237	31.797	27.865	53.700	14:03.768									
8	4:59.266	3:25.560	29.972	27.240	36.494	19:03.034									
9	1:55.188	23.624	29.927	26.051	35.586	20:58.222									
10	1:54.020	23.177	29.076	26.115	35.652	22:52.242									
11	1:53.064	22.948	29.098	25.753	35.265	24:45.306									
12	2:07.587 B	25.074	29.005	26.403	47.105	26:52.893									



PREMOTO 3

ESBK CIRCUITO DO ESTORIL II 30 AGOSTO Y 1 SEP. ENTRENAMIENTO CRONOMETRADO

Mejores tiempos de sector

Sector 1			Sector 2			Sector 3			Sector 4			Vuelta		Mejor Vuelta
Pos	Nº Piloto	Tiempo	Nº Piloto	Tiempo	Nº Piloto	Tiempo	Nº Piloto	Tiempo	Pos	Nº	Ideal			
1	62 E.SPARKS	22.171	98 M.SIEBDRATH	28.264	49 I.RODRIGUEZ	24.860	49 I.RODRIGUEZ	34.371	1	49	1:49.733	1:49.881 (1)		
2	26 A.ENRIQUEZ	22.195	49 I.RODRIGUEZ	28.290	26 A.ENRIQUEZ	25.167	62 E.SPARKS	34.448	2	62	1:50.374	1:50.475 (3)		
3	49 I.RODRIGUEZ	22.212	26 A.ENRIQUEZ	28.345	8 N.MIROSLAVOV	25.184	20 I.RODRIGUEZ	34.468	3	26	1:50.420	1:50.444 (2)		
4	84 V.CESAR	22.214	8 N.MIROSLAVOV	28.363	5 I.GALAN	25.187	46 A.LUCAS	34.674	4	20	1:50.526	1:50.670 (4)		
5	8 N.MIROSLAVOV	22.249	46 A.LUCAS	28.364	13 P.VARELA	25.200	26 A.ENRIQUEZ	34.713	5	8	1:50.660	1:50.831 (5)		
6	20 I.RODRIGUEZ	22.263	20 I.RODRIGUEZ	28.365	84 V.CESAR	25.226	13 P.VARELA	34.732	6	84	1:50.712	1:50.888 (6)		
7	13 P.VARELA	22.275	84 V.CESAR	28.388	27 M.MARULANDA	25.282	64 C.BELLUZZO	34.752	7	13	1:50.719	1:51.176 (12)		
8	11 O.CANTOS	22.283	62 E.SPARKS	28.389	98 M.SIEBDRATH	25.285	11 O.CANTOS	34.770	8	98	1:50.719	1:51.092 (10)		
9	5 I.GALAN	22.291	27 M.MARULANDA	28.443	64 C.BELLUZZO	25.366	5 I.GALAN	34.771	9	46	1:50.801	1:51.134 (11)		
10	98 M.SIEBDRATH	22.299	11 O.CANTOS	28.444	62 E.SPARKS	25.366	27 M.MARULANDA	34.794	10	5	1:50.859	1:50.890 (7)		
11	64 C.BELLUZZO	22.317	64 C.BELLUZZO	28.453	46 A.LUCAS	25.378	74 K.MATSUDAIRA	34.833	11	27	1:50.876	1:51.295 (13)		
12	27 M.MARULANDA	22.357	13 P.VARELA	28.512	11 O.CANTOS	25.395	81 J.CEA	34.845	12	64	1:50.888	1:50.988 (8)		
13	46 A.LUCAS	22.385	5 I.GALAN	28.610	20 I.RODRIGUEZ	25.430	8 N.MIROSLAVOV	34.864	13	11	1:50.892	1:51.009 (9)		
14	12 L.MULLEN	22.528	12 L.MULLEN	28.700	12 L.MULLEN	25.511	98 M.SIEBDRATH	34.871	14	12	1:51.761	1:52.033 (15)		
15	74 K.MATSUDAIRA	22.551	38 T.PIERONI	28.783	74 K.MATSUDAIRA	25.542	84 V.CESAR	34.884	15	74	1:51.818	1:51.821 (14)		
16	81 J.CEA	22.655	81 J.CEA	28.842	31 L.GUIMARAES	25.705	31 L.GUIMARAES	34.975	16	81	1:52.057	1:52.479 (16)		
17	38 T.PIERONI	22.724	66 Q.MANDINE	28.876	81 J.CEA	25.715	12 L.MULLEN	35.022	17	31	1:52.426	1:52.671 (18)		
18	31 L.GUIMARAES	22.732	74 K.MATSUDAIRA	28.892	10 D.PAZ	25.772	66 Q.MANDINE	35.185	18	38	1:52.574	1:52.627 (17)		
19	66 Q.MANDINE	22.748	31 L.GUIMARAES	29.014	38 T.PIERONI	25.804	38 T.PIERONI	35.263	19	66	1:52.766	1:53.579 (20)		
20	10 D.PAZ	22.910	10 D.PAZ	29.141	32 A.RODRIGUEZ	25.833	32 A.RODRIGUEZ	35.396	20	10	1:53.361	1:53.527 (19)		
21	32 A.RODRIGUEZ	22.913	32 A.RODRIGUEZ	29.260	66 Q.MANDINE	25.957	10 D.PAZ	35.538	21	32	1:53.402	1:53.587 (21)		
22	22 C.MASY	23.361	22 C.MASY	29.419	22 C.MASY	26.385	22 C.MASY	36.574	22	22	1:55.739	1:55.956 (22)		



PREMOTO 3

ESBK CIRCUITO DO ESTORIL II 30 AGOSTO Y 1 SEP.
Después de ENTRENAMIENTO CRONOMETRADO

Velocidad máxima del evento

Nº Piloto	Equipo	Moto	Clase	V.Max	Vit.	Sesión
32 AARON RODRIGUEZ		BEON		227.6	9	ENTRENAMIENTOS LII
98 MIKA SIEBDRATH	SUPERHUGO 44 TEAM	BEON		226.2	3	ENTRENAMIENTO CRONOMETRADO
26 ALBERTO ENRIQUEZ		MIR RACING		225.3	3	ENTRENAMIENTO CRONOMETRADO
31 LEONIDAS CASTILLO GUIMARAES	MRE TALENT	BEON		223.4	6	ENTRENAMIENTO CRONOMETRADO
20 IKER RODRIGUEZ	IGAXTEAM	BEON		222.5	5	ENTRENAMIENTO CRONOMETRADO
23 TRAVIS BORG	FRANDO RACING VHC TEAM LIQUI MOLY	BEON		222.5	10	ENTRENAMIENTOS LII
27 MATEO MARULANDA	FRANDO RACING VHC TEAM LIQUI MOLY	BEON		222.5	5	ENTRENAMIENTO CRONOMETRADO
5 IGNACIO GALAN	IMPALA HONDA	BEON		222.1	5	ENTRENAMIENTOS LII
62 ETHAN GAVIN SPARKS		BEON		222.1	5	ENTRENAMIENTO CRONOMETRADO
38 TOMMASO PIERONI	ALMA RACING TEAM	BEON		221.6	2	ENTRENAMIENTO CRONOMETRADO
81 JOSE CEA	ALMA RACING TEAM	BEON		221.6	3	ENTRENAMIENTO CRONOMETRADO
13 PEDRO VARELA	QRG CERRO - GROUP	BEON		221.2	3	ENTRENAMIENTOS LII
46 ALVARO LUCAS	IGAXTEAM	BEON		220.8	10	ENTRENAMIENTOS LII
49 IZAN RODRIGUEZ	ETG RACING	BEON		219.9	12	ENTRENAMIENTO CRONOMETRADO
11 OLIVER CANTOS	MRE TALENT	BEON		219.4	11	ENTRENAMIENTO CRONOMETRADO
84 VASCO CESAR	BULTACO RACING	BULTACO		219.4	2	ENTRENAMIENTO CRONOMETRADO
12 LEWIS MULLEN		BEON		218.6	2	ENTRENAMIENTO CRONOMETRADO
74 KENSEI MATSUDAIRA		BEON		218.6	2	ENTRENAMIENTO CRONOMETRADO
8 NIKOLA MIROSLAVOV	BULTACO RACING	BULTACO		218.6	7	ENTRENAMIENTO CRONOMETRADO
64 CARMELO BELLUZZO	ETG RACING	BEON		218.1	8	ENTRENAMIENTO CRONOMETRADO
66 QUENTIN MANDINE	MECAPROJETS TEAM ADO	BEON		217.7	5	ENTRENAMIENTO CRONOMETRADO
22 CELESTIN MASY	MECAPROJETS TEAM ADO	BEON		216.4	5	ENTRENAMIENTO CRONOMETRADO
29 MAHDI SALEM ABUAWAD	QRG CERRO-GROUP	BEON		216.4	6	ENTRENAMIENTOS LII
10 DANIEL PAZ	TCM TEAM	BEON		213.1	4	ENTRENAMIENTO CRONOMETRADO



PREMOTO 3

ESBK CIRCUITO DO ESTORIL II 30 AGOSTO Y 1 SEP. ENTRENAMIENTO CRONOMETRADO

Secuencia de vueltas rápidas

T. Sesión	Nº Piloto	Equipo	Moto	Clase	Tiempo	Km/h	Vlt.
4:07.364	49 IZAN RODRIGUEZ	ETG RACING	BEON		1:51.339	135.2	2
5:58.087	49 IZAN RODRIGUEZ	ETG RACING	BEON		1:50.723	136.0	3
7:48.730	49 IZAN RODRIGUEZ	ETG RACING	BEON		1:50.643	136.1	4
9:38.890	49 IZAN RODRIGUEZ	ETG RACING	BEON		1:50.160	136.7	5
11:28.771	49 IZAN RODRIGUEZ	ETG RACING	BEON		1:49.881	137.0	6



PREMOTO 3

ESBK CIRCUITO DO ESTORIL II 30 AGOSTO Y 1 SEP. ENTRENAMIENTO CRONOMETRADO

Mejores velocidades máximas

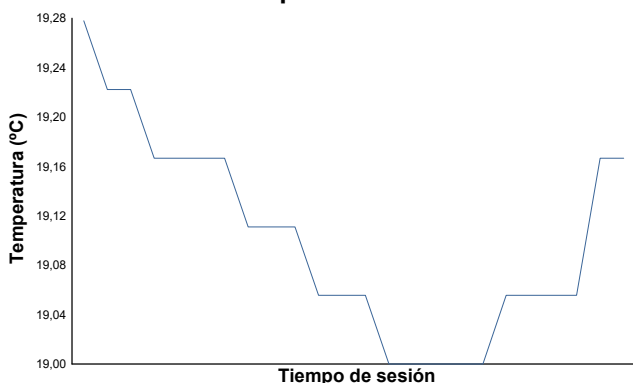
Nº Piloto	Equipo	Clase	V.Max 1		V.Max 2		V.Max 3		V.Max 4		V.Max 5		Pro
			Km/h	Vlt.	Km/h	Vlt.	Km/h	Vlt.	Km/h	Vlt.	Km/h	Vlt.	
98 MIKA SIEBDRATH	SUPERHUGO 44 TEAM		226.2	3	223.0	5	218.6	4	218.1	10	218.1	9	220,8
26 ALBERTO ENRIQUEZ			225.3	3	223.9	5	219.0	10	217.7	4	216.4	9	220,5
31 LEONIDAS CASTILLO GUIJMRE TALENT			223.4	6	217.7	9	217.3	3	217.3	4	216.9	5	218,5
20 IKER RODRIGUEZ	IGAXTEAM		222.5	5	221.6	2	219.4	7	218.1	13	217.7	12	219,9
27 MATEO MARULANDA	FRANDO RACING VHC TEAM LIQUI MOLY		222.5	5	220.8	11	219.4	4	219.0	8	215.6	10	219,5
62 ETHAN GAVIN SPARKS			222.1	5	221.6	11	221.6	4	221.2	2	220.8	3	221,5
38 TOMMASO PIERONI	ALMA RACING TEAM		221.6	2	219.4	6	219.0	3	215.6	5	215.2	4	218,2
81 JOSE CEA	ALMA RACING TEAM		221.6	5	221.6	3	214.7	4	214.7	2	212.3	6	217,0
49 IZAN RODRIGUEZ	ETG RACING		219.9	12	214.3	6	213.9	2	212.7	7	211.8	13	214,5
11 OLIVER CANTOS	MRE TALENT		219.4	11	216.9	5	213.1	12	213.1	7	212.7	8	215,0
84 VASCO CESAR	BULTACO RACING		219.4	2	219.0	4	218.1	3	217.7	5	216.9	9	218,2
46 ALVARO LUCAS	IGAXTEAM		219.0	11	218.6	8	218.1	4	217.3	3	216.9	5	218,0
8 NIKOLA MIROSLAVOV	BULTACO RACING		218.6	7	218.1	2	217.7	3	217.3	11	216.9	12	217,7
12 LEWIS MULLEN			218.6	2	217.7	6	215.2	13	214.3	10	212.7	12	215,7
74 KENSEI MATSUDAIRA			218.6	7	218.6	4	218.6	2	217.7	5	217.7	3	218,2
64 CARMELO BELLUZZO	ETG RACING		218.1	8	216.9	3	214.7	12	214.7	7	212.3	4	215,3
66 QUENTIN MANDINE	MECAPROJETS TEAM ADO		217.7	5	217.3	4	216.0	2	216.0	3	212.3	6	215,9
13 PEDRO VARELA	QRG CERRO - GROUP		216.9	11	216.4	10	216.4	8	216.4	3	215.6	7	216,3
22 CELESTIN MASY	MECAPROJETS TEAM ADO		216.4	5	216.0	11	215.6	10	214.3	6	214.3	2	215,3
32 AARON RODRIGUEZ			216.0	7	211.4	10	210.6	9	210.6	8	210.6	3	211,8
5 IGNACIO GALAN	IMPALA HONDA		214.3	5	214.3	3	213.5	11	212.7	2	211.0	9	213,2
10 DANIEL PAZ	TCM TEAM		213.1	4	212.7	3	211.4	2	211.0	5	211.0	8	211,8
23 TRAVIS BORG	FRANDO RACING VHC TEAM LIQUI MOLY												



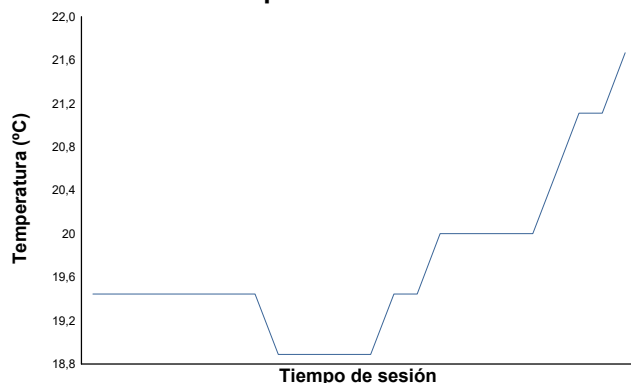
ESBK CIRCUITO DO ESTORIL II 30 AGOSTO Y 1 SEP.
PREMOTO 3
ENTRENAMIENTO CRONOMETRADO

Informe meteorológico

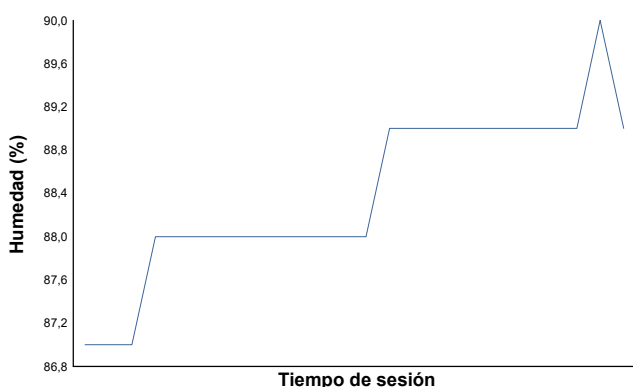
Temperatura del Aire



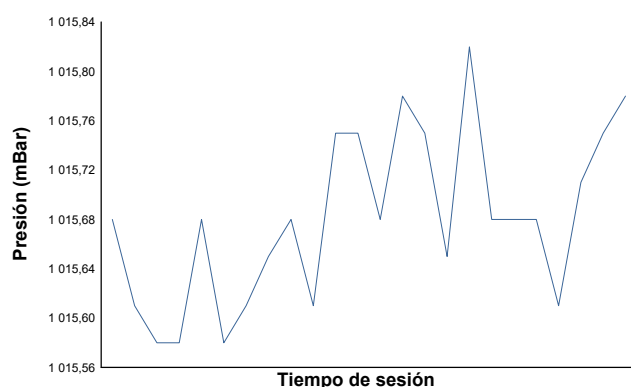
Temperatura de la Pista



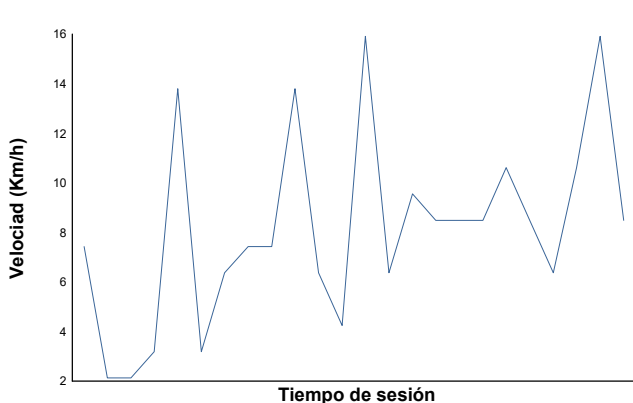
Humedad



Presión

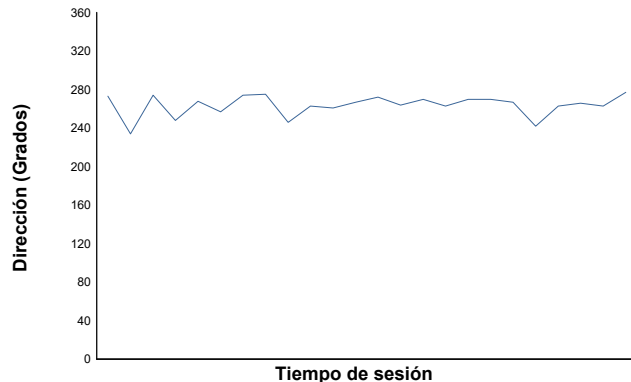


Velocidad del viento



Dirección del viento

Norte=0°/360° Este=90° Sur=180° Oeste=270°



Estado de pista: **SECO**