



## MOTO 4

### ESBK CIRCUITO DO ESTORIL II 30 AGOSTO Y 1 SEP. ENTRENAMIENTO CRONOMETRADO

#### Clasificación

Nº	Piloto	Nac	Equipo	Moto	Neum. Cl.	Tiempo	Vlt.	Total	Dif.	Km/h
1	89 ERIC RUZ	ESP	IGAXTEAM	BEON	Dunlop	1:58.878	10	10	-	126.6
2	44 LEONARDO CASADEI	ITA	IGAXTEAM	BEON	Dunlop	1:59.393	5	11	+0.515	126.1
3	4 IRFAN QABIL	MAS	FRANDO RACING VHC TEAM LIQUI MOLY	CORSE FACTORY	Dunlop	1:59.630	9	10	+0.752	125.8
4	85 ENZO ZARAGOZA	ESP	IGAXTEAM	BEON	Dunlop	1:59.818	5	10	+0.940	125.7
5	94 ENEKO OSORIO	ESP	FRANDO RACING VHC TEAM LIQUI MOLY	CORSE FACTORY	Dunlop	1:59.921	9	10	+1.043	125.5
6	66 TOMAS TURETTA	ESP	ALMA RACING TEAM	BEON	Dunlop	2:00.382	9	11	+1.504	125.1
7	27 RICCARDO MICHIELIN	ITA	ASPAR KSB TECHNICAL ACADEMY	BEON	Dunlop	2:00.574	9	9	+1.696	124.9
8	98 EDGAR SILVEN	ESP	ETG RACING	BEON	Dunlop	2:00.913	11	11	+2.035	124.5
9	19 NATHAN THOMAS GOUKER	USA		BEON	Dunlop	2:00.983	11	11	+2.105	124.4
10	99 DAVID SANCHEZ	ESP		TPR	Dunlop	2:01.141	7	11	+2.263	124.3
11	56 SAM LORIS GARDNER	GBR		CORSE FACTORY	Dunlop	2:01.150	10	12	+2.272	124.3
12	23 ANTHONY LUPO JR.	ESP		BEON	Dunlop	2:01.425	9	10	+2.547	124.0
13	72 FERMIN VALERO	ESP	ASPAR KSB TECHNICAL ACADEMY	BEON	Dunlop	2:01.977	4	10	+3.099	123.4
14	55 GONÇALO DE MELO	POR		MIR RACING	DUNLOP	2:02.131	11	11	+3.253	123.3
15	77 ALEXANDRE CABA	POR	TEAM MOTO CLUBE DE LOULE	BEON	Dunlop	2:02.829	5	10	+3.951	122.6
16	93 TANUTCHANON SRIPETCHSU	ESP	FRANDO RACING VHC TEAM LIQUI MOLY	CORSE FACTORY	Dunlop	2:03.476	10	11	+4.598	121.9
17	41 IVAN MAIOROV	SRT		BEON	Dunlop	2:05.039	6	11	+6.161	120.4

Vuelta rápida: Vlt. 10 | ERIC RUZ | 1:58.878 | 126.6 Km/h

#4 ; #27 ; #55 ; #66 ; #72 ; #85 - voltas retiradas por track limits

Hora de publicación: 09:30

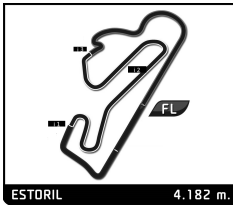
Estado de pista: SECO

Diretor de Carrera:  
João Pedro Lima



Timekeeper  
Jorge Pinto





# MOTO 4

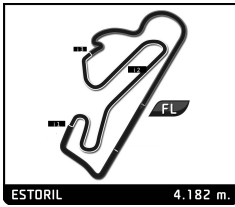
## ESBK CIRCUITO DO ESTORIL II 30 AGOSTO Y 1 SEP.

### ENTRENAMIENTO CRONOMETRADO

Vuelta a vuelta

— Vuelta invalidada    ■ Mejor Personal    ■ Mejor de la sesión    B Cruzando por el pit lane

Vlt.	Tiempo	Sector 1	Sector 2	Sector 3	Sector 4	T. Sesión	Vlt.	Tiempo	Sector 1	Sector 2	Sector 3	Sector 4	T. Sesión
<b>4</b>	<b>IRFAN QABIL</b>					MAS	3	2:05.338	25.627	32.623	28.240	<b>38.848</b>	6:35.262
	FRANDO RACING VHC TEAM LIQUI				CORSE FACTORY		4	2:19.712 <b>B</b>	25.982	33.581	28.615	51.534	8:54.974
1	2:20.355	41.791	32.830	28.064	37.670	2:20.355	5	2:42.990	59.204	33.389	31.421	38.976	11:37.964
2	2:00.726	24.400	31.700	27.383	37.243	4:21.081	6	<b>2:05.039</b>	<b>25.504</b>	<b>32.528</b>	28.137	38.870	13:43.003
3	2:03.646	26.494	31.948	27.628	37.576	6:24.727	7	2:16.916 <b>B</b>	25.752	<b>32.485</b>	28.046	50.633	15:59.919
4	2:10.943 <b>B</b>	24.482	31.763	27.742	46.956	8:35.670	8	4:35.803	2:53.763	33.155	29.274	39.611	20:35.722
5	7:32.595	5:55.571	32.381	27.410	37.233	16:08.265	9	2:05.706	25.717	32.768	28.031	39.190	22:41.428
6	2:00.780	24.570	31.517	<b>26.815</b>	37.878	18:09.045	10	2:05.283	25.733	32.638	<b>27.674</b>	39.238	24:46.711
7	2:00.211	24.376	<b>31.254</b>	26.857	37.724	20:09.256	11	2:05.087	25.702	32.534	27.857	38.994	26:51.798
8	2:03.493	24.469	31.766	30.258	<b>37.000</b>	22:12.749							
9	<b>1:59.630</b>	<b>24.017</b>	31.353	27.184	37.076	24:12.379							
10	2:00.510	24.644	31.343	27.103	37.420	26:12.889							
<b>19</b>	<b>NATHAN THOMAS GOUKER</b>					USA							
						BEON							
1	3:29.719	1:48.242	33.912	29.167	38.398	3:29.719							
2	2:02.876	25.637	31.858	27.356	38.025	5:32.595							
3	2:02.100	24.836	31.940	27.472	37.852	7:34.695							
4	2:01.551	24.827	31.961	27.344	<b>37.419</b>	9:36.246							
5	2:01.577	24.938	31.974	27.227	37.438	11:37.823							
6	2:01.704	25.035	31.840	27.283	37.546	13:39.527							
7	2:01.809	24.781	31.973	27.255	37.800	15:41.336							
8	2:17.218 <b>B</b>	25.210	32.374	27.350	52.284	17:58.554							
9	4:13.999	2:36.452	32.061	27.762	37.724	22:12.553							
10	2:01.210	<b>24.670</b>	31.837	27.227	37.476	24:13.763							
11	<b>2:00.983</b>	24.763	<b>31.674</b>	<b>27.055</b>	37.491	26:14.746							
<b>23</b>	<b>ANTHONY LUPO JR.</b>					ESP							
						BEON							
1	3:29.632	1:48.511	33.679	28.985	38.457	3:29.632							
2	2:02.906	24.924	32.022	27.787	38.173	5:32.538							
3	2:02.940	25.016	32.421	27.609	37.894	7:35.478							
4	2:02.701	25.079	31.966	27.775	37.881	9:38.179							
5	2:03.083	25.028	32.194	27.828	38.033	11:41.262							
6	2:02.848	24.961	32.061	27.906	37.920	13:44.110							
7	2:14.959 <b>B</b>	24.918	32.096	28.010	49.935	15:59.069							
8	6:13.906	4:36.461	32.217	27.608	<b>37.620</b>	22:12.975							
9	<b>2:01.425</b>	<b>24.537</b>	<b>31.620</b>	27.619	37.649	24:14.400							
10	2:02.079	24.965	31.935	<b>27.516</b>	37.663	26:16.479							
<b>27</b>	<b>RICCARDO MICHIELIN</b>					ITA							
	ASPAR KSB TECHNICAL ACADEMY					BEON							
1	3:56.625 <b>B</b>	2:05.687	32.890	28.352	49.696	3:56.625							
2	3:35.619	1:56.965	32.980	27.950	37.724	7:32.244							
3	2:01.624	24.789	31.887	27.630	37.318	9:33.868							
4	2:01.140	24.797	31.772	27.404	37.167	11:35.008							
5	2:02.364	24.863	32.070	27.502	37.929	13:37.372							
6	2:16.687 <b>B</b>	26.025	34.839	28.138	47.685	15:54.059							
7	5:29.033	3:42.272	34.781	30.208	41.772	21:23.092							
8	2:10.975	25.326	32.447	30.045	43.157	23:34.067							
9	<b>2:00.574</b>	<b>24.732</b>	<b>31.670</b>	<b>27.042</b>	<b>37.130</b>	25:34.641							
<b>41</b>	<b>IVAN MAIOROV</b>												
	SRT					BEON							
1	2:23.871	41.427	33.377	28.850	40.217	2:23.871							
2	2:06.053	25.645	32.837	28.385	39.186	4:29.924							
<b>44</b>	<b>LEONARDO CASADEI</b>					ITA							
	IGAXTEAM					BEON							
1	3:16.436	1:35.669	33.405	28.992	38.370	3:16.436							
2	2:01.816	25.075	31.855	27.590	37.296	5:18.252							
3	2:00.491	24.707	31.406	27.280	37.098	7:18.743							
4	1:59.852	24.499	<b>31.240</b>	27.162	36.951	9:18.595							
5	<b>1:59.393</b>	<b>24.366</b>	31.250	<b>27.060</b>	36.717	11:17.988							
6	1:59.721	24.444	31.282	27.076	36.919	13:17.709							
7	2:15.624 <b>B</b>	24.669	31.434	27.297	52.224	15:33.333							
8	3:10.133 <b>B</b>					18:43.466							
9	2:42.304	52.763	35.035	30.505	44.001	21:25.770							
10	2:08.165	24.849	36.135	27.855	39.326	23:33.935							
11	1:59.874	24.683	31.417	27.177	<b>36.597</b>	25:33.809							
<b>55</b>	<b>GONÇALO DE MELO</b>					POR							
						MIR RACING							
1	3:29.587	1:46.952	34.556	29.482	38.597	3:29.587							
2	2:02.989	25.828	32.527	27.358	<b>37.276</b>	5:32.576							
3	2:02.915	24.987	32.498	27.663	37.767	7:35.491							
4	2:02.749	25.134	<b>32.078</b>	27.749	37.788	9:38.240							
5	2:03.274	<b>24.765</b>	32.514	27.885	38.110	11:41.514							
6	2:12.975 <b>B</b>	24.778	32.245	27.808	48.144	13:54.489							
7	4:22.061	2:43.438	32.816	27.605	38.202	18:16.550							
8	2:03.279	25.073	32.473	27.709	38.024	20:19.829							
9	2:03.995	25.028	32.850	27.712	38.405	22:23.824							
10	2:02.217	24.928	32.139	27.368	37.782	24:26.041							
11	<b>2:02.131</b>	24.937	32.302	<b>27.285</b>	37.607	26:28.172							
<b>56</b>	<b>SAM LORIS GARDNER</b>					GBR							
						CORSE FACTORY							
1	2:22.292	39.589	34.814	28.936	38.953	2:22.292							
2	2:04.156	25.166	32.265	28.452	38.273	4:26.448							
3	2:02.902	25.087	32.051	28.050	37.714	6:29.350							
4	2:02.907	25.088	31.810	28.103	37.906	8:32.257							
5	2:03.357	24.932	32.199	28.097	38.129	10:35.614							
6	2:02.611	25.015	32.010	27.862	37.724	12:38.225							
7	2:12.359 <b>B</b>	25.005	32.520	28.441	46.393	14:50.584							
8	3:22.426	1:44.033	32.274	28.477	37.642	18:13.010							
9	2:01.535	24.729	31.732	<b>27.617</b>	37.457	20:14.545							
10	<b>2:01.150</b>	24.571	<b>31.637</b>	27.744	<b>37.198</b>	22:15.695							
11	2:04.414	<b>24.517</b>	31.658	27.735	40.504	24:20.109							
12	2:04.175	25.495	32.393	28.107	38.180	26:24.284							
<b>66</b>	<b>TOMAS TURETTA</b>					ESP							
	ALMA RACING TEAM					BEON							
1	2:20.330	41.952	32.786	27.845	37.747	2:20.330							
2	2:01.155	24.739	31.924	27.198	<b>37.294</b>	4:21.485							



# MOTO 4

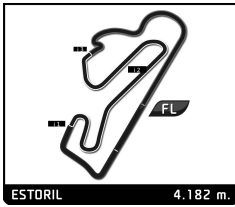
## ESBK CIRCUITO DO ESTORIL II 30 AGOSTO Y 1 SEP.

### ENTRENAMIENTO CRONOMETRADO

Vuelta a vuelta

— Vuelta invalidada ■ Mejor Personal ■ Mejor de la sesión B Cruzando por el pit lane

Vlt.	Tiempo	Sector 1	Sector 2	Sector 3	Sector 4	T. Sesión	Vlt.	Tiempo	Sector 1	Sector 2	Sector 3	Sector 4	T. Sesión
<b>72 FERMIN VALERO</b> ESP													
ASPAR KSB TECHNICAL ACADEMY BEON													
1	2:54.221	1:10.813	34.763	29.437	39.208	2:54.221	7	5:30.006B	25.543	32.676	28.159	4:03.628	19:09.912
2	2:04.530	25.625	32.646	27.868	38.391	4:58.751	8	2:28.725	49.497	32.984	28.272	37.972	21:38.637
3	2:02.855	25.178	32.211	27.577	37.889	7:01.606	9	1:59.422	24.361	31.242	26.822	36.997	23:38.059
4	<b>2:01.977</b>	<b>24.940</b>	<b>31.834</b>	<b>27.297</b>	37.906	9:03.583	10	<b>1:58.878</b>	24.376	31.197	<b>26.616</b>	36.689	25:36.937
5	2:02.149	25.172	31.918	27.361	<b>37.698</b>	11:05.732	<b>93 TANUTCHANON SRIPETCHSUWAN</b> ESP						
6	2:02.401	25.038	32.076	27.368	37.919	13:08.133	FRANCO RACING VHC TEAM LIQUI CORSE FACTORY						
7	2:12.763B	25.527	32.138	27.355	47.743	15:20.896	1	2:24.680	39.197	35.530	30.208	39.745	2:24.680
8	6:02.233	4:18.976	32.773	30.230	40.254	21:23.129	2	2:07.453	25.934	33.386	28.954	39.179	4:32.133
9	2:04.148	25.206	32.685	28.108	38.149	23:27.277	3	2:06.440	25.900	33.145	28.577	38.818	6:38.573
10	2:02.860	25.374	32.018	27.684	37.784	25:30.137	4	2:05.913	25.815	32.833	28.423	38.842	8:44.486
<b>77 ALEXANDRE CABA</b> POR													
TEAM MOTO CLUBE DE LOULE BEON													
1	2:42.710	53.544	36.777	31.896	40.493	2:42.710	5	2:12.716B	25.636	32.880	28.657	45.543	10:57.202
2	2:10.578B	25.055	32.189	27.817	45.517	4:53.288	6	5:06.862	3:25.579	33.408	28.775	39.100	16:04.064
3	5:39.331	4:00.655	32.391	27.909	38.376	10:32.619	7	2:05.139	25.679	32.699	28.193	38.568	18:09.203
4	2:03.913	25.421	32.149	27.987	38.356	12:36.532	8	2:03.670	25.165	32.157	28.150	<b>38.198</b>	20:12.873
5	<b>2:02.829</b>	<b>24.833</b>	<b>32.100</b>	<b>27.666</b>	38.230	14:39.361	9	2:04.834	25.703	32.344	28.357	38.430	22:17.707
6	2:03.308	25.025	32.251	27.969	38.063	16:42.669	10	<b>2:03.476</b>	<b>24.840</b>	32.143	<b>27.863</b>	38.630	24:21.183
7	2:14.063B	25.072	32.308	28.139	48.544	18:56.732	11	2:03.559	24.945	<b>32.007</b>	28.389	38.218	26:24.742
8	2:26.317	46.194	32.662	27.724	39.737	21:23.049	<b>94 ENEKO OSORIO</b> ESP						
9	2:04.361	26.487	32.121	27.803	<b>37.950</b>	23:27.410	FRANCO RACING VHC TEAM LIQUI CORSE FACTORY						
10	2:03.149	24.964	32.202	27.893	38.090	25:30.559	1	2:19.969	41.575	32.677	27.776	37.941	2:19.969
<b>85 ENZO ZARAGOZA</b> ESP													
IGAXTEAM BEON													
1	3:28.789	1:47.703	33.827	28.850	38.409	3:28.789	2	2:02.408	24.999	32.405	27.641	37.363	4:22.377
2	2:01.849	24.871	32.034	27.393	37.551	5:30.638	3	2:01.477	24.614	31.809	27.456	37.598	6:23.854
3	2:01.152	24.695	<b>31.310</b>	27.792	37.355	7:31.790	4	2:12.528B	24.993	32.617	27.723	47.195	8:36.382
4	2:00.477	24.352	31.457	27.158	37.510	9:32.267	5	7:32.596	5:55.004	32.348	27.640	37.604	16:08.978
5	<b>1:59.818</b>	24.463	31.402	<b>27.025</b>	<b>36.928</b>	11:32.085	6	1:59.985	24.514	<b>31.312</b>	26.929	37.230	18:08.963
6	2:00.146	<b>24.343</b>	31.594	27.105	37.104	13:32.231	7	2:00.300	24.683	31.321	27.007	37.289	20:09.263
7	5:23.275B	26.256	31.982	28.087	3:56.950	18:55.506	8	2:15.002	24.448	32.075	41.253	37.226	22:24.265
8	2:30.881	43.323	33.640	30.185	43.733	21:26.387	9	<b>1:59.921</b>	<b>24.295</b>	31.492	27.068	<b>37.066</b>	24:24.186
9	2:07.209	24.600	34.954	27.940	39.715	23:33.596	10	2:00.117	24.624	31.439	<b>26.891</b>	37.163	26:24.303
10	2:00.302	24.773	31.496	27.035	36.998	25:33.898	<b>98 EDGAR SILVEN</b> ESP						
<b>89 ERIC RUZ</b> ESP													
IGAXTEAM BEON													
1	3:42.759	2:05.347	32.455	27.540	37.417	3:42.759	<b>99 DAVID SANCHEZ</b> ESP						
2	1:59.845	24.551	31.430	26.802	37.062	5:42.604	TPR						
3	1:59.534	24.453	31.329	26.751	37.001	7:42.138	1	2:23.962	42.236	33.325	29.468	38.933	2:23.962
4	1:58.971	24.321	31.179	26.685	36.786	9:41.109	2	2:03.105	24.733	32.335	27.965	38.072	4:27.067
5	1:59.876	24.296	<b>31.142</b>	26.932	37.506	11:40.985	3	2:02.410	24.693	31.827	27.746	38.144	6:29.477
6	1:58.921	<b>24.248</b>	31.144	26.859	<b>36.670</b>	13:39.906	4	2:04.144	24.851	32.021	28.562	38.710	8:33.621
5	2:19.729B	24.933	32.472	27.407	54.917	10:46.027	5	2:12.081B	25.052	32.005	27.847	47.177	10:45.702
6	5:23.703	3:46.479	32.243	27.444	37.537	16:09.730	6	5:25.131	3:47.174	32.199	27.848	37.910	16:10.833
7	2:01.237	24.881	31.953	27.021	37.382	18:10.967	7	<b>2:01.141</b>	24.808	<b>31.510</b>	<b>27.435</b>	37.388	18:11.974
8	2:00.603	24.715	31.397	27.102	37.389	20:11.570	8	2:01.205	<b>24.632</b>	31.640	27.557	<b>37.376</b>	20:13.179
9	<b>2:00.382</b>	<b>24.630</b>	31.325	<b>26.872</b>	37.555	22:11.952	9	2:02.516	25.124	31.860	27.689	37.843	22:15.695
10	2:00.549	24.771	31.381	27.042	37.355	24:12.501							
11	2:00.421	24.636	<b>31.292</b>	26.923	37.570	26:12.922							



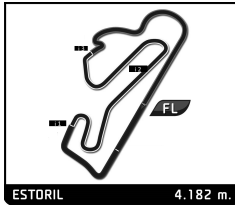
**MOTO 4**

**ESBK CIRCUITO DO ESTORIL II 30 AGOSTO Y 1 SEP.  
ENTRENAMIENTO CRONOMETRADO**

**Vuelta a vuelta**

— Vuelta invalidada    ■ Mejor Personal    ■ Mejor de la sesión    B Cruzando por el pit lane

Vlt.	Tiempo	Sector 1	Sector 2	Sector 3	Sector 4	T. Sesión	Vlt.	Tiempo	Sector 1	Sector 2	Sector 3	Sector 4	T. Sesión
10	2:06.106	24.672	31.603	27.732	42.099	24:21.801							
11	2:02.975	24.661	31.726	28.056	38.532	26:24.776							



## MOTO 4

### ESBK CIRCUITO DO ESTORIL II 30 AGOSTO Y 1 SEP. ENTRENAMIENTO CRONOMETRADO

#### Mejores tiempos de sector

Pos	Sector 1		Sector 2		Sector 3		Sector 4		Pos	Nº	Vuelta Ideal	Mejor Vuelta
	Nº Piloto	Tiempo	Nº Piloto	Tiempo	Nº Piloto	Tiempo	Nº Piloto	Tiempo				
1	4 I.QABIL	24.017	89 E.RUZ	31.142	89 E.RUZ	26.616	44 L.CASADEI	36.597	1	89	1:58.676	1:58.878 (1)
2	89 E.RUZ	24.248	44 L.CASADEI	31.240	4 I.QABIL	26.815	89 E.RUZ	36.670	2	4	1:59.086	1:59.630 (3)
3	94 E.OSORIO	24.295	4 I.QABIL	31.254	66 T.TURETTA	26.872	85 E.ZARAGOZA	36.928	3	44	1:59.263	1:59.393 (2)
4	85 E.ZARAGOZA	24.343	66 T.TURETTA	31.292	94 E.OSORIO	26.891	4 I.QABIL	37.000	4	94	1:59.564	1:59.921 (5)
5	44 L.CASADEI	24.366	85 E.ZARAGOZA	31.310	85 E.ZARAGOZA	27.025	94 E.OSORIO	37.066	5	85	1:59.606	1:59.818 (4)
6	56 S.GARDNER	24.517	94 E.OSORIO	31.312	27 R.MICHIELIN	27.042	27 R.MICHIELIN	37.130	6	66	2:00.088	2:00.382 (6)
7	23 A.LUPO JR.	24.537	98 E.SILVEN	31.484	19 N.GOUKER	27.055	56 S.GARDNER	37.198	7	27	2:00.574	2:00.574 (7)
8	98 E.SILVEN	24.619	99 D.SANCHEZ	31.510	44 L.CASADEI	27.060	55 G.DE MELO	37.276	8	98	2:00.716	2:00.913 (8)
9	66 T.TURETTA	24.630	23 A.LUPO JR.	31.620	98 E.SILVEN	27.232	66 T.TURETTA	37.294	9	19	2:00.818	2:00.983 (9)
10	99 D.SANCHEZ	24.632	56 S.GARDNER	31.637	55 G.DE MELO	27.285	99 D.SANCHEZ	37.376	10	99	2:00.953	2:01.141 (10)
11	19 N.GOUKER	24.670	27 R.MICHIELIN	31.670	72 F.VALERO	27.297	98 E.SILVEN	37.381	11	56	2:00.969	2:01.150 (11)
12	27 R.MICHIELIN	24.732	19 N.GOUKER	31.674	99 D.SANCHEZ	27.435	19 N.GOUKER	37.419	12	23	2:01.293	2:01.425 (12)
13	55 G.DE MELO	24.765	72 F.VALERO	31.834	23 A.LUPO JR.	27.516	23 A.LUPO JR.	37.620	13	55	2:01.404	2:02.131 (14)
14	77 A.CABA	24.833	T.SRIPETCHSUWAN	32.007	56 S.GARDNER	27.617	72 F.VALERO	37.698	14	72	2:01.769	2:01.977 (13)
15	93 T.SRIPETCHSUWAN	24.840	55 G.DE MELO	32.078	77 A.CABA	27.666	77 A.CABA	37.950	15	77	2:02.549	2:02.829 (15)
16	72 F.VALERO	24.940	77 A.CABA	32.100	41 I.MAIOROV	27.674	93 T.SRIPETCHSUWAN	38.198	16	93	2:02.908	2:03.476 (16)
17	41 I.MAIOROV	25.504	41 I.MAIOROV	32.485	93 T.SRIPETCHSUWAN	27.863	41 I.MAIOROV	38.848	17	41	2:04.511	2:05.039 (17)

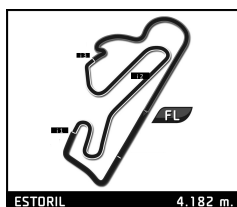


## MOTO 4

ESBK CIRCUITO DO ESTORIL II 30 AGOSTO Y 1 SEP.  
Después de ENTRENAMIENTO CRONOMETRADO

Velocidad máxima del evento

Nº Piloto	Equipo	Moto	Clase	V.Max	Vlt.	Sesión
4 IRFAN QABIL	FRANDO RACING VHC TEAM LIQUI MOLY	CORSE FACTORY		191.6	2	ENTRENAMIENTO CRONOMETRADO
99 DAVID SANCHEZ		TPR		187.7	3	ENTRENAMIENTOS CRONOMETRADO
89 ERIC RUZ	IGAXTEAM	BEON		187.3	7	ENTRENAMIENTO CRONOMETRADO
98 EDGAR SILVEN	ETG RACING	BEON		186.7	4	ENTRENAMIENTO CRONOMETRADO
23 ANTHONY LUPO JR.		BEON		186.1	9	ENTRENAMIENTO CRONOMETRADO
44 LEONARDO CASADEI	IGAXTEAM	BEON		186.1	3	ENTRENAMIENTO CRONOMETRADO
85 ENZO ZARAGOZA	IGAXTEAM	BEON		186.1	3	ENTRENAMIENTO CRONOMETRADO
94 ENEKO OSORIO	FRANDO RACING VHC TEAM LIQUI MOLY	CORSE FACTORY		186.1	13	ENTRENAMIENTOS CRONOMETRADO
19 NATHAN THOMAS GOUKER		BEON		185.1	11	ENTRENAMIENTOS CRONOMETRADO
56 SAM LORIS GARDNER		CORSE FACTORY		184.2	11	ENTRENAMIENTO CRONOMETRADO
27 RICCARDO MICHIELIN	ASPAR KSB TECHNICAL ACADEMY	BEON		183.9	4	ENTRENAMIENTO CRONOMETRADO
77 ALEXANDRE CABA	TEAM MOTO CLUBE DE LOULE	BEON		183.3	2	ENTRENAMIENTO CRONOMETRADO
72 FERMIN VALERO	ASPAR KSB TECHNICAL ACADEMY	BEON		182.4	3	ENTRENAMIENTO CRONOMETRADO
66 TOMAS TURETTA	ALMA RACING TEAM	BEON		181.5	8	ENTRENAMIENTO CRONOMETRADO
93 TANUTCHANON SRIPETCHSUWAN	FRANDO RACING VHC TEAM LIQUI MOLY	CORSE FACTORY		181.5	10	ENTRENAMIENTO CRONOMETRADO
55 GONÇALO DE MELO		MIR RACING		181.2	3	ENTRENAMIENTO CRONOMETRADO
41 IVAN MAIOROV	SRT	BEON		179.4	6	ENTRENAMIENTO CRONOMETRADO

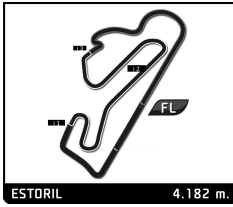


## MOTO 4

ESBK CIRCUITO DO ESTORIL II 30 AGOSTO Y 1 SEP.  
ENTRENAMIENTO CRONOMETRADO

Secuencia de vueltas rápidas

T. Sesión	Nº Piloto	Equipo	Moto	Clase	Tiempo	Km/h	Vlt.
4:21.081	4 IRFAN QABIL	FRANCO RACING VHC TEAM LIQUI MOLY	CORSE FACTORY		2:00.726	124.7	2
5:42.604	89 ERIC RUZ	IGAXTEAM	BEON		1:59.845	125.6	2
7:42.138	89 ERIC RUZ	IGAXTEAM	BEON		1:59.534	125.9	3
9:41.109	89 ERIC RUZ	IGAXTEAM	BEON		1:58.971	126.5	4
13:39.906	89 ERIC RUZ	IGAXTEAM	BEON		1:58.921	126.6	6
25:36.937	89 ERIC RUZ	IGAXTEAM	BEON		1:58.878	126.6	10



## MOTO 4

### ESBK CIRCUITO DO ESTORIL II 30 AGOSTO Y 1 SEP. ENTRENAMIENTO CRONOMETRADO

#### Mejores velocidades máximas

Nº Piloto	Equipo	Clase	V.Max 1		V.Max 2		V.Max 3		V.Max 4		V.Max 5		Pro
			Km/h	Vlt.	Km/h	Vlt.	Km/h	Vlt.	Km/h	Vlt.	Km/h	Vlt.	
4	IRFAN QABIL	FRANDO RACING VHC TEAM LIQUI MOLY	191.6	2	190.3	9	186.7	4	182.4	7	181.8	3	186,6
89	ERIC RUZ	IGAXTEAM	187.3	7	186.4	5	186.4	3	185.5	4	185.1	9	186,1
99	DAVID SANCHEZ		187.3	9	186.7	4	185.5	2	183.3	3	183.0	8	185,2
98	EDGAR SILVEN	ETG RACING	186.7	4	186.4	3	185.5	7	184.8	10	184.5	2	185,6
23	ANTHONY LUPO JR.		186.1	9	181.5	2	180.9	3	180.6	7	179.7	5	181,8
44	LEONARDO CASADEI	IGAXTEAM	186.1	3	185.8	6	185.8	4	185.8	2	185.1	5	185,7
85	ENZO ZARAGOZA	IGAXTEAM	186.1	3	185.5	9	184.5	2	184.2	7	183.9	4	184,8
94	ENEKO OSORIO	FRANDO RACING VHC TEAM LIQUI MOLY	185.5	9	185.1	3	181.5	8	181.5	6	181.2	4	183,0
19	NATHAN THOMAS GOUKE		184.8	3	183.0	10	182.4	11	182.1	2	181.2	5	182,7
56	SAM LORIS GARDNER		184.2	11	183.6	10	182.7	9	182.7	2	181.8	7	183,0
27	RICCARDO MICHIELIN	ASPAR KSB TECHNICAL ACADEMY	183.9	4	182.4	3	181.2	5	180.3	9	178.5	6	181,3
77	ALEXANDRE CABA	TEAM MOTO CLUBE DE LOULE	183.3	10	183.3	2	182.7	9	182.4	5	182.1	4	182,8
72	FERMIN VALERO	ASPAR KSB TECHNICAL ACADEMY	182.4	3	180.6	2	180.3	9	179.4	4	178.5	5	180,2
66	TOMAS TURETTA	ALMA RACING TEAM	181.5	8	181.2	4	180.9	3	180.9	2	180.3	11	181,0
93	TANUTCHANON SRIPETCH	FRANDO RACING VHC TEAM LIQUI MOLY	181.5	10	181.2	9	179.7	8	178.8	11	174.9	7	179,2
55	GONÇALO DE MELO		181.2	3	180.3	5	179.7	6	179.4	2	176.3	4	179,4
41	IVAN MAIOROV	SRT	179.4	6	177.7	2	176.5	7	175.4	3	173.5	9	176,5

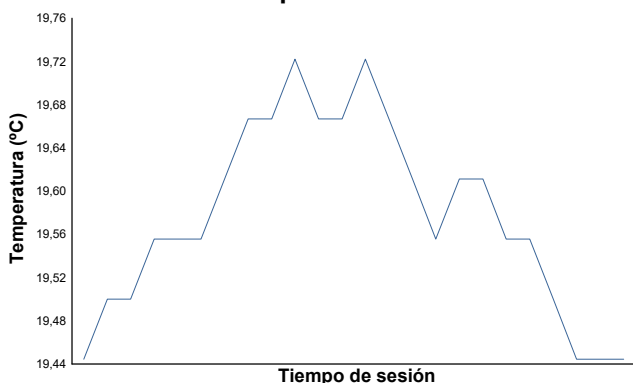




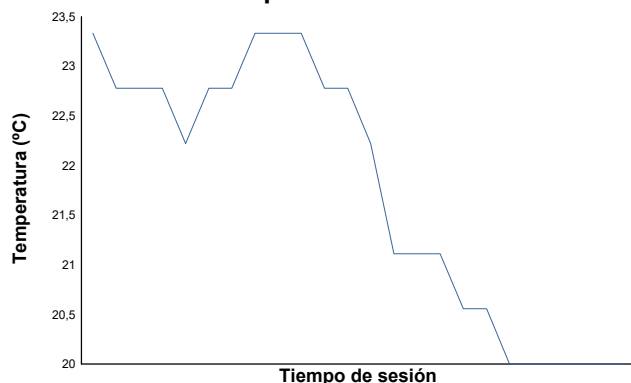
**ESBK CIRCUITO DO ESTORIL II 30 AGOSTO Y 1 SEP.**  
**MOTO 4**  
**ENTRENAMIENTO CRONOMETRADO**

Informe meteorológico

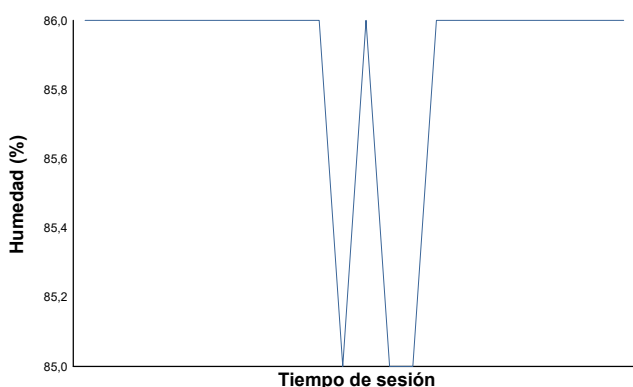
**Temperatura del Aire**



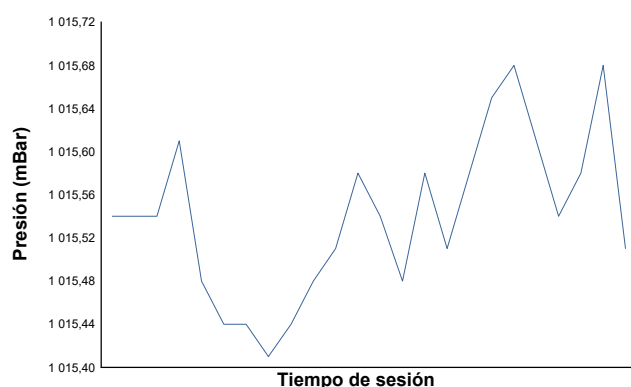
**Temperatura de la Pista**



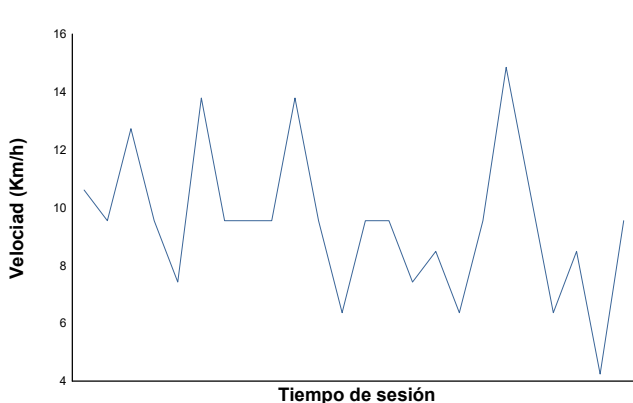
**Humedad**



**Presión**

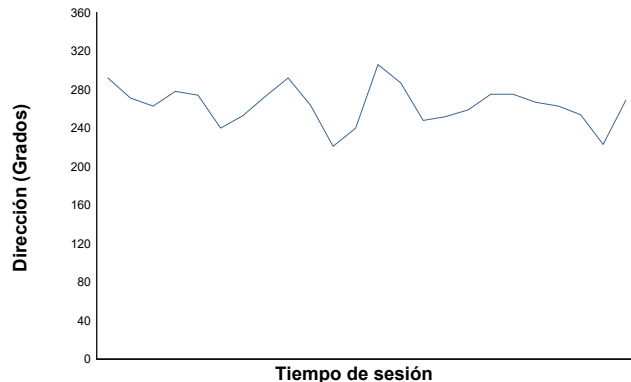


**Velocidad del viento**



**Dirección del viento**

Norte=0°/360° Este=90° Sur=180° Oeste=270°



Estado de pista: **SECO**