

MOTO 4

ESBK CIRCUITO DO ESTORIL II 30 AGOS CARRERA 1 (11 Vlt., 46,0 km.)

REVISADO



Clasificación

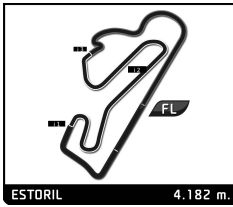
Nº Piloto	Nac	Equipo	Moto	Neum. Cl.	Vlts.	Tiempo Total	Dif.	Km/h	Mejor Vuelta	
									Vlt.	Tiempo Km/h
1 44 LEONARDO CASADEI	ITA	IGAXTEAM	BEON	Dunlop	11	22:01.650	-	125.3	3	1:59.072 126.4
2 85 ENZO ZARAGOZA	ESP	IGAXTEAM	BEON	Dunlop	11	22:01.710	+0.060	125.3	2	1:58.748 126.8
3 89 ERIC RUZ	ESP	IGAXTEAM	BEON	Dunlop	11	22:03.394	+1.744	125.1	6	1:58.979 126.5
4 66 TOMAS TURETTA	ESP	ALMA RACING TEAM	BEON	Dunlop	11	22:15.020	+13.370	124.0	2	1:59.553 125.9
5 19 NATHAN THOMAS GOUKER	USA		BEON	Dunlop	11	22:21.390	+19.740	123.5	2	2:00.596 124.8
6 77 ALEXANDRE CABA	POR	TEAM MOTO CLUB DE LOULE	BEON	Dunlop	11	22:21.425	+19.775	123.5	3	2:00.511 124.9
7 27 RICCARDO MICHIELIN	ITA	ASPAR KSB TECHNICAL ACADEMY	BEON	Dunlop	11	22:21.448	+19.798	123.5	2	2:00.634 124.8
8 99 DAVID SANCHEZ	ESP		TPR	Dunlop	11	22:22.724	+21.074	123.3	3	2:00.545 124.9
9 93 TANUTCHANON SRIPETCHSUWAN	ESP	FRANCO RACING VHC TEAM LIQUI MOLY	CORSE FACTORY	Dunlop	11	22:37.511	+35.861	122.0	9	2:01.964 123.4
10 98 EDGAR SILVEN	ESP	ETG RACING	BEON	Dunlop	11	22:37.842	+36.192	122.0	11	2:01.541 123.9
11 56 SAM LORIS GARDNER	GBR		CORSE FACTORY	Dunlop	11	22:37.863	+36.213	122.0	6	2:02.054 123.3
12 41 IVAN MAIOROV			BEON	Dunlop	11	22:38.359	+36.709	121.9	11	2:01.974 123.4
13 23 ANTHONY LUPO JR.	ESP		BEON	Dunlop	11	22:38.360	+36.710	121.9	2	2:01.866 123.5
14 55 GONÇALO DE MELO	POR		MIR RACING	DUNLOP	11	22:38.420	+36.770	121.9	11	2:01.841 123.6
15 4 IRFAN QABIL	MAS	FRANCO RACING VHC TEAM LIQUI MOLY	CORSE FACTORY	Dunlop	11	23:26.760	+1:25.110	117.7	2	1:58.805 126.7
Retirados										
94 ENEKO OSORIO	ESP	FRANCO RACING VHC TEAM LIQUI MOLY	CORSE FACTORY	Dunlop	3	6:02.920			2	1:59.373 126.1
Descalificado										
72 FERMIN VALERO	ESP	ASPAR KSB TECHNICAL ACADEMY	BEON	Dunlop	11	22:21.343			3	2:00.588 124.8
Pole:					ERIC RUZ		1:58.878		126.6 Km/h	
Vuelta rápida:					Vlt.2 ENZO ZARAGOZA		1:58.748		126.8 Km/h	

#89 - penalizado con 2 long lap por conducción imprudente
#72 - descalificado por incidencia técnica

Hora de publicación: 15:50

Estado de pista: SECO

Diretor de Carrera: João Pedro Lima		Timekeeper: Jorge Pinto	
---	---	-----------------------------------	---



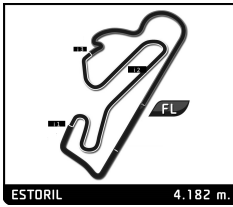
MOTO 4
ESBK CIRCUITO DO ESTORIL II 30 AGOSTO Y 1 SEP.
CARRERA 1

REVISADO

Vuelta a vuelta

— Vuelta invalidada ■ Mejor Personal ■ Mejor de la sesión B Cruzando por el pit lane

Vlt.	Tiempo	Sector 1	Sector 2	Sector 3	Sector 4	T. Sesión	Vlt.	Tiempo	Sector 1	Sector 2	Sector 3	Sector 4	T. Sesión	
4	IRFAN QABIL MAS							41	IVAN MAIOROV BEON					
	FRANDO RACING VHC TEAM LIQUI CORSE FACTORY													
1	2:04.688	28.987	31.485	27.536	36.680	2:04.688	1	2:10.083	31.497	32.268	27.603	38.715	2:10.083	
2	1:58.805	24.074	30.960	27.115	36.656	4:03.493	2	2:02.629	25.292	31.859	27.552	37.926	4:12.712	
3	1:59.396	24.366	31.440	26.844	36.746	6:02.889	3	2:03.216	25.154	31.955	27.713	38.394	6:15.928	
4	3:16.688	1:38.010	32.951	27.918	37.809	9:19.577	4	2:04.171	26.234	31.769	27.755	38.413	8:20.099	
5	2:01.862	24.957	32.018	27.471	37.416	11:21.439	5	2:02.847	25.500	31.729	27.474	38.144	10:22.946	
6	2:00.938	24.714	31.920	27.291	37.013	13:22.377	6	2:02.013	25.122	31.676	27.434	37.781	12:24.959	
7	2:00.869	24.743	31.788	27.217	37.121	15:23.246	7	2:02.952	25.266	31.658	27.915	38.113	14:27.911	
8	2:01.086	24.698	31.859	27.313	37.216	17:24.332	8	2:03.256	25.298	31.589	28.003	38.366	16:31.167	
9	2:00.776	24.734	31.805	27.249	36.988	19:25.108	9	2:02.599	24.899	31.618	27.888	38.194	18:33.766	
10	2:00.430	24.641	31.628	27.208	36.953	21:25.538	10	2:02.619	25.263	31.874	27.482	38.000	20:36.385	
11	2:01.222	24.680	31.880	27.483	37.179	23:26.760	11	2:01.974	25.079	31.617	27.633	37.645	22:38.359	
19	NATHAN THOMAS GOUKER USA							44	LEONARDO CASADEI ITA					
	BEON								IGAXTEAM BEON					
1	2:07.012	30.388	31.954	27.187	37.483	2:07.012	1	2:04.545	28.750	31.221	27.678	36.896	2:04.545	
2	2:00.596	24.453	31.582	27.252	37.309	4:07.608	2	1:59.330	24.610	30.721	27.326	36.673	4:03.875	
3	2:00.904	24.676	31.806	27.360	37.062	6:08.512	3	1:59.072	24.485	31.013	27.117	36.457	6:02.947	
4	2:01.454	25.422	31.670	27.056	37.306	8:09.966	4	1:59.498	24.482	31.217	26.855	36.944	8:02.445	
5	2:01.880	24.772	31.568	27.703	37.837	10:11.846	5	1:59.265	24.675	31.125	26.976	36.489	10:01.710	
6	2:01.739	25.291	31.801	27.584	37.063	12:13.585	6	1:59.256	24.438	31.203	26.993	36.622	12:00.966	
7	2:01.498	24.883	31.585	27.737	37.293	14:15.083	7	1:59.300	24.485	31.384	26.726	36.705	14:00.266	
8	2:02.096	24.873	31.771	27.851	37.601	16:17.179	8	1:59.310	24.448	31.113	27.038	36.711	15:59.576	
9	2:01.613	24.912	31.940	27.505	37.256	18:18.792	9	1:59.319	24.448	31.185	26.816	36.870	17:58.895	
10	2:01.428	25.196	31.471	27.522	37.239	20:20.220	10	1:59.424	24.593	31.230	27.001	36.600	19:58.319	
11	2:01.170	24.774	31.659	27.630	37.107	22:21.390	11	2:03.331	25.057	32.475	28.588	37.211	22:01.650	
23	ANTHONY LUPO JR. ESP							55	GONÇALO DE MELO POR					
	BEON								MIR RACING					
1	2:07.678	30.725	31.718	27.517	37.718	2:07.678	1	2:10.116	31.503	32.289	27.726	38.598	2:10.116	
2	2:01.866	24.659	31.980	27.630	37.597	4:09.544	2	2:02.579	24.703	32.116	27.674	38.086	4:12.695	
3	2:03.204	25.172	32.037	27.822	38.173	6:12.748	3	2:03.593	24.798	32.430	28.115	38.250	6:16.288	
4	2:04.242	25.859	32.188	27.816	38.379	8:16.990	4	2:03.854	25.996	32.338	27.475	38.045	8:20.142	
5	2:04.042	25.770	32.013	28.076	38.183	10:21.032	5	2:02.951	25.547	31.976	27.617	37.811	10:23.093	
6	2:03.570	25.287	32.087	28.178	38.018	12:24.602	6	2:02.269	24.404	32.240	27.740	37.885	12:25.362	
7	2:03.340	25.295	31.851	27.999	38.195	14:27.942	7	2:02.979	24.940	32.084	27.763	38.192	14:28.341	
8	2:03.671	25.398	31.839	28.188	38.246	16:31.613	8	2:03.367	25.060	31.759	27.929	38.619	16:31.708	
9	2:02.301	24.683	31.598	27.829	38.191	18:33.914	9	2:02.315	24.697	32.229	27.408	37.981	18:34.023	
10	2:02.562	25.249	31.749	27.899	37.665	20:36.476	10	2:02.556	25.407	32.255	27.431	37.463	20:36.579	
11	2:01.884	24.813	31.648	27.702	37.721	22:38.360	11	2:01.841	24.923	32.387	27.444	37.087	22:38.420	
27	RICCARDO MICHIELIN ITA							56	SAM LORIS GARDNER GBR					
	ASPAR KSB TECHNICAL ACADEMY BEON								CORSE FACTORY					
1	2:05.296	29.507	31.684	27.135	36.970	2:05.296	1	2:10.908	32.961	32.280	27.725	37.942	2:10.908	
2	2:00.634	24.529	31.460	27.279	37.366	4:05.930	2	2:02.635	25.254	31.894	27.607	37.880	4:13.543	
3	2:01.598	24.696	31.789	27.408	37.705	6:07.528	3	2:02.288	24.555	31.664	28.001	38.068	6:15.831	
4	2:01.948	25.320	32.007	27.339	37.282	8:09.476	4	2:03.647	25.957	32.051	27.778	37.861	8:19.478	
5	2:02.204	24.961	31.579	27.758	37.906	10:11.680	5	2:02.945	25.174	32.098	27.796	37.877	10:22.423	
6	2:01.725	24.741	31.727	27.570	37.687	12:13.405	6	2:02.054	24.901	31.882	27.621	37.650	12:24.477	
7	2:01.398	24.727	31.817	27.453	37.401	14:14.803	7	2:03.303	25.202	31.885	28.056	38.160	14:27.780	
8	2:02.229	24.819	31.999	27.588	37.823	16:17.032	8	2:02.847	24.966	31.855	27.961	38.065	16:30.627	
9	2:01.633	24.881	31.658	27.416	37.678	18:18.665	9	2:02.311	24.872	31.880	27.667	37.892	18:32.938	
10	2:02.079	24.680	32.045	27.740	37.614	20:20.744	10	2:02.142	25.110	31.725	27.618	37.689	20:35.080	
11	2:00.704	24.476	31.545	27.350	37.333	22:21.448	11	2:02.783	24.855	32.126	27.814	37.988	22:37.863	



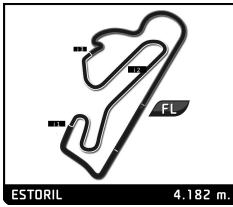
MOTO 4
ESBK CIRCUITO DO ESTORIL II 30 AGOSTO Y 1 SEP.
CARRERA 1

REVISADO

Vuelta a vuelta

— Vuelta invalidada ■ Mejor Personal ■ Mejor de la sesión B Cruzando por el pit lane

Vlt.	Tiempo	Sector 1	Sector 2	Sector 3	Sector 4	T. Sesión	Vlt.	Tiempo	Sector 1	Sector 2	Sector 3	Sector 4	T. Sesión		
66	TOMAS TURETTA						ESP	89	ERIC RUZ						ESP
	ALMA RACING TEAM						BEON		IGAXTEAM						BEON
1	2:04.790	28.924	31.560	27.477	36.829	2:04.790	1	2:03.802	28.439	31.481	26.834	37.048	2:03.802		
2	1:59.553	24.561	31.293	26.913	36.786	4:04.343	2	1:59.646	24.404	31.252	27.099	36.891	4:03.448		
3	1:59.712	24.501	31.082	27.108	37.021	6:04.055	3	1:59.461	24.476	31.267	26.838	36.880	6:02.909		
4	2:01.336	25.049	31.813	26.985	37.489	8:05.391	4	1:59.584	24.574	31.426	26.975	36.609	8:02.493		
5	2:01.662	25.091	31.799	27.175	37.597	10:07.053	5	1:59.479	24.433	31.400	27.127	36.519	10:01.972		
6	2:01.468	24.764	32.062	27.101	37.541	12:08.521	6	1:58.979	24.302	31.291	26.928	36.458	12:00.951		
7	2:00.806	24.852	31.732	26.861	37.361	14:09.327	7	1:59.362	24.400	31.405	26.682	36.875	14:00.313		
8	2:01.448	24.948	31.850	27.135	37.515	16:10.775	8	1:59.208	24.550	31.379	26.745	36.534	15:59.521		
9	2:01.362	24.813	31.885	27.055	37.609	18:12.137	9	1:59.342	24.366	31.387	26.917	36.672	17:58.863		
10	2:01.541	24.731	31.976	27.140	37.694	20:13.678	10	2:02.431	24.400	31.546	29.617	36.868	20:01.294		
11	2:01.342	24.781	31.798	27.243	37.520	22:15.020	11	2:02.100	24.481	31.435	29.466	36.718	22:03.394		
72	FERMIN VALERO						ESP	93	TANUTCHANON SRIPETCHSUWAN						ESP
	ASPAR KSB TECHNICAL ACADEMY						BEON		FRANCO RACING VHC TEAM LIQUI						CORSE FACTORY
1	2:06.471	30.299	31.580	27.453	37.139	2:06.471	1	2:08.936	30.916	32.041	28.086	37.893	2:08.936		
2	2:00.695	24.621	31.560	27.295	37.219	4:07.166	2	2:03.628	25.540	31.897	27.882	38.309	4:12.564		
3	2:00.588	24.701	31.584	27.073	37.230	6:07.754	3	2:03.399	24.894	32.354	28.125	38.026	6:15.963		
4	2:01.713	25.258	31.848	27.236	37.371	8:09.467	4	2:04.366	26.304	32.425	27.962	37.675	8:20.329		
5	2:02.188	25.220	31.450	28.189	37.329	10:11.655	5	2:02.531	24.861	32.043	27.913	37.714	10:22.860		
6	2:01.758	25.429	31.852	27.220	37.257	12:13.413	6	2:02.305	24.603	31.793	27.827	38.082	12:25.165		
7	2:01.780	25.299	31.557	27.678	37.246	14:15.193	7	2:02.770	24.894	31.669	28.282	37.925	14:27.935		
8	2:02.038	24.864	31.850	27.868	37.456	16:17.231	8	2:03.111	24.994	31.686	28.137	38.294	16:31.046		
9	2:01.493	25.020	31.512	27.662	37.299	18:18.724	9	2:01.964	24.684	31.729	27.743	37.808	18:33.010		
10	2:01.854	25.087	31.662	27.981	37.124	20:20.578	10	2:02.033	24.837	31.821	27.542	37.833	20:35.043		
11	2:00.765	25.029	31.324	27.609	36.803	22:21.343	11	2:02.468	25.016	31.930	27.674	37.848	22:37.511		
77	ALEXANDRE CABA						POR	94	ENEKO OSORIO						ESP
	TEAM MOTO CLUBE DE LOULE						BEON		FRANCO RACING VHC TEAM LIQUI						CORSE FACTORY
1	2:07.684	31.051	31.956	27.549	37.128	2:07.684	1	2:04.098	29.530	30.817	27.072	36.679	2:04.098		
2	2:00.569	24.282	31.547	27.633	37.107	4:08.253	2	1:59.373	24.159	31.446	27.388	36.380	4:03.471		
3	2:00.511	24.263	31.684	27.388	37.176	6:08.764	3	1:59.449	24.512	31.276	27.012	36.649	6:02.920		
4	2:00.676	24.884	31.664	27.098	37.030	8:09.440									
5	2:02.110	24.768	31.725	27.807	37.810	10:11.550									
6	2:01.785	24.668	31.875	27.783	37.459	12:13.335									
7	2:01.490	24.696	31.865	27.759	37.170	14:14.825									
8	2:02.158	24.993	31.818	27.890	37.457	16:16.983									
9	2:01.588	24.899	31.687	27.593	37.409	18:18.571									
10	2:01.598	24.761	32.010	27.508	37.319	20:20.169									
11	2:01.256	24.770	31.658	27.391	37.437	22:21.425									
85	ENZO ZARAGOZA						ESP	98	EDGAR SILVEN						ESP
	IGAXTEAM						BEON		ETG RACING						BEON
1	2:04.727	29.158	31.380	27.362	36.827	2:04.727	1	2:07.610	30.627	31.666	27.410	37.907	2:07.610		
2	1:58.748	24.255	30.855	27.153	36.485	4:03.475	2	2:01.774	24.495	31.517	27.950	37.812	4:09.384		
3	1:59.623	24.774	31.072	27.457	36.320	6:03.098	3	2:03.380	25.211	32.095	27.754	38.320	6:12.764		
4	1:59.587	24.674	31.234	27.102	36.577	8:02.685	4	2:04.146	25.787	32.211	27.695	38.453	8:16.910		
5	1:59.460	24.539	31.203	27.252	36.466	10:02.145	5	2:04.054	25.635	32.215	27.912	38.292	10:20.964		
6	1:59.024	24.267	31.283	27.023	36.451	12:01.169	6	2:03.579	25.295	32.129	27.968	38.187	12:24.543		
7	1:59.299	24.410	31.371	26.959	36.559	14:00.468	7	2:02.725	25.245	31.764	27.829	37.887	14:27.268		
8	1:59.187	24.465	31.368	27.026	36.328	15:59.655	8	2:04.222	25.342	32.181	28.080	38.619	16:31.490		
9	1:59.279	24.486	31.196	27.123	36.474	17:58.934	9	2:02.298	24.650	31.670	27.526	38.452	18:33.788		
10	1:59.373	24.449	31.450	27.090	36.384	19:58.307	10	2:02.513	25.475	31.664	27.560	37.814	20:36.301		
11	2:03.403	24.876	32.565	28.593	37.369	22:01.710	11	2:01.541	24.831	31.583	27.461	37.666	22:37.842		
99	DAVID SANCHEZ						ESP	99	DAVID SANCHEZ						ESP
							TPR								TPR
1	2:06.688	29.857	31.918	27.686	37.227	2:06.688	1	2:06.688	29.857	31.918	27.686	37.227	2:06.688		
2	2:01.198	24.528	31.587	27.440	37.643	4:07.886	2	2:01.198	24.528	31.587	27.440	37.643	4:07.886		
3	2:00.545	24.421	31.706	27.352	37.066	6:08.431	3	2:00.545	24.421	31.706	27.352	37.066	6:08.431		
4	2:01.181	25.160	31.735	27.229	37.057	8:09.612	4	2:01.181	25.160	31.735	27.229	37.057	8:09.612		
5	2:02.097	24.635	31.662	27.951	37.849	10:11.709	5	2:02.097	24.635	31.662	27.951	37.849	10:11.709		
6	2:01.559	24.780	31.706	27.801	37.272	12:13.268	6	2:01.559	24.780	31.706	27.801	37.272	12:13.268		



MOTO 4

ESBK CIRCUITO DO ESTORIL II 30 AGOSTO Y 1 SEP.

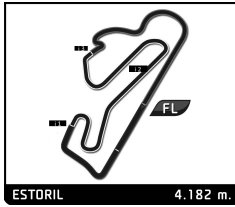
CARRERA 1

Vuelta a vuelta

REVISADO

— Vuelta invalidada ■ Mejor Personal ■ Mejor de la sesión B Cruzando por el pit lane

Vlt.	Tiempo	Sector 1	Sector 2	Sector 3	Sector 4	T. Sesión	Vlt.	Tiempo	Sector 1	Sector 2	Sector 3	Sector 4	T. Sesión
7	2:01.480	24.779	31.852	27.681	37.168	14:14.748							
8	2:02.179	24.816	32.063	27.754	37.546	16:16.927							
9	2:01.678	24.814	31.876	27.641	37.347	18:18.605							
10	2:01.679	24.919	31.746	27.473	37.541	20:20.284							
11	2:02.440	24.780	31.597	27.771	38.292	22:22.724							



MOTO 4

ESBK CIRCUITO DO ESTORIL II 30 AGOSTO Y 1 SEP. CARRERA 1

REVISADO

Mejores tiempos de sector

Sector 1			Sector 2			Sector 3			Sector 4			Vuelta		Mejor Vuelta
Pos	Nº Piloto	Tiempo	Nº Piloto	Tiempo	Nº Piloto	Tiempo	Nº Piloto	Tiempo	Pos	Nº	Ideal			
1	4 I.QABIL	24.074	44 L.CASADEI	30.721	89 E.RUZ	26.682	85 E.ZARAGOZA	36.320	1	44	1:58.342	1:59.072 (4)		
2	94 E.OSORIO	24.159	94 E.OSORIO	30.817	44 L.CASADEI	26.726	94 E.OSORIO	36.380	2	94	1:58.368	1:59.373 (5)		
3	85 E.ZARAGOZA	24.255	85 E.ZARAGOZA	30.855	4 I.QABIL	26.844	44 L.CASADEI	36.457	3	85	1:58.389	1:58.748 (1)		
4	77 A.CABA	24.263	4 I.QABIL	30.960	66 T.TURETTA	26.861	89 E.RUZ	36.458	4	4	1:58.534	1:58.805 (2)		
5	89 E.RUZ	24.302	66 T.TURETTA	31.082	85 E.ZARAGOZA	26.959	4 I.QABIL	36.656	5	89	1:58.694	1:58.979 (3)		
6	55 G.DE MELO	24.404	89 E.RUZ	31.252	94 E.OSORIO	27.012	66 T.TURETTA	36.786	6	66	1:59.230	1:59.553 (6)		
7	99 D.SANCHEZ	24.421	72 F.VALERO	31.324	19 N.GOUKER	27.056	72 F.VALERO	36.803	7	72	1:59.821	2:00.588 (9)		
8	44 L.CASADEI	24.438	27 R.MICHIELIN	31.460	72 F.VALERO	27.073	27 R.MICHIELIN	36.970	8	77	1:59.938	2:00.511 (7)		
9	19 N.GOUKER	24.453	19 N.GOUKER	31.471	77 A.CABA	27.098	77 A.CABA	37.030	9	27	2:00.041	2:00.634 (11)		
10	27 R.MICHIELIN	24.476	98 E.SILVEN	31.517	27 R.MICHIELIN	27.135	99 D.SANCHEZ	37.057	10	19	2:00.042	2:00.596 (10)		
11	98 E.SILVEN	24.495	77 A.CABA	31.547	99 D.SANCHEZ	27.229	19 N.GOUKER	37.062	11	99	2:00.294	2:00.545 (8)		
12	66 T.TURETTA	24.501	99 D.SANCHEZ	31.587	55 G.DE MELO	27.408	55 G.DE MELO	37.087	12	55	2:00.658	2:01.841 (13)		
13	56 S.GARDNER	24.555	41 I.MAIOROV	31.589	98 E.SILVEN	27.410	23 A.LUPO JR.	37.597	13	98	2:01.088	2:01.541 (12)		
14	93 T.SRIPETCHSUWAN	24.603	23 A.LUPO JR.	31.598	41 I.MAIOROV	27.434	41 I.MAIOROV	37.645	14	23	2:01.371	2:01.866 (14)		
15	72 F.VALERO	24.621	56 S.GARDNER	31.664	23 A.LUPO JR.	27.517	56 S.GARDNER	37.650	15	56	2:01.476	2:02.054 (17)		
16	23 A.LUPO JR.	24.659	93 T.SRIPETCHSUWAN	31.669	93 T.SRIPETCHSUWAN	27.542	98 E.SILVEN	37.666	16	93	2:01.489	2:01.964 (15)		
17	41 I.MAIOROV	24.899	55 G.DE MELO	31.759	56 S.GARDNER	27.607	93 T.SRIPETCHSUWAN	37.675	17	41	2:01.567	2:01.974 (16)		



MOTO 4

ESBK CIRCUITO DO ESTORIL II 30 AGOSTO Y 1 SEP.
CARRERA 1

REVISADO

Planing

Nº	Pos	Parrilla	Vit.										
			1	2	3	4	5	6	7	8	9	10	11
89	1	89	89	89	4	44	44	89	44	89	89	85	44
44	2	44	94	94	89	89	89	44	89	44	44	44	85
4	3	4	44	85	94	85	85	85	85	85	85	89	89
85	4	85	4	4	44	66	66	66	66	66	66	66	66
94	5	94	85	44	85	77	77	99	99	99	77	77	72
66	6	66	66	66	66	72	72	77	27	77	99	19	19
27	7	27	27	27	27	27	27	77	27	27	99	77	77
98	8	98	72	72	72	99	99	72	19	19	72	72	27
19	9	19	99	19	99	19	19	19	72	72	19	27	99
99	10	99	19	99	19	98	98	56	98	56	56	93	93
56	11	56	98	77	77	23	23	98	56	93	93	56	98
23	12	23	23	98	23	56	56	23	41	41	41	98	56
72	13	72	77	23	98	41	93	41	93	98	98	41	41
55	14	55	93	93	56	55	41	93	23	23	23	23	23
77	15	77	41	55	41	93	55	55	55	55	55	55	55
93	16	93	55	41	93	4	4	4	4	4	4	4	4
41	17	41	56	56	55								



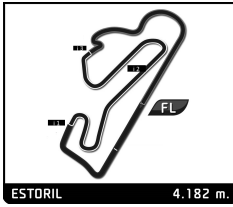
MOTO 4

REVISADO

ESBK CIRCUITO DO ESTORIL II 30 AGOSTO Y 1 SEP.
Después de CARRERA 1

Velocidad máxima del evento

Nº Piloto	Equipo	Moto	Clase	V.Max	Vit.	Sesión
85 ENZO ZARAGOZA	IGAXTEAM	BEON		192.6	6	CARRERA 1
4 IRFAN QABIL	FRANDO RACING VHC TEAM LIQUI MOLY	CORSE FACTORY		191.9	2	CARRERA 1
44 LEONARDO CASADEI	IGAXTEAM	BEON		191.9	3	CARRERA 1
89 ERIC RUZ	IGAXTEAM	BEON		190.6	6	CARRERA 1
93 TANUTCHANON SRIPETCHSUWAN	FRANDO RACING VHC TEAM LIQUI MOLY	CORSE FACTORY		188.6	7	CARRERA 1
99 DAVID SANCHEZ		TPR		187.7	3	ENTRENAMIENTOS LI
23 ANTHONY LUPO JR.		BEON		187.3	9	CARRERA 1
27 RICCARDO MICHIELIN	ASPAR KSB TECHNICAL ACADEMY	BEON		187.0	11	CARRERA 1
98 EDGAR SILVEN	ETG RACING	BEON		186.7	4	ENTRENAMIENTO CRC
19 NATHAN THOMAS GOUKER		BEON		186.4	8	CARRERA 1
55 GONÇALO DE MELO		MIR RACING		186.4	6	CARRERA 1
77 ALEXANDRE CABA	TEAM MOTO CLUBE DE LOULE	BEON		186.1	2	CARRERA 1
94 ENEKO OSORIO	FRANDO RACING VHC TEAM LIQUI MOLY	CORSE FACTORY		186.1	13	ENTRENAMIENTOS LI
56 SAM LORIS GARDNER		CORSE FACTORY		185.8	3	CARRERA 1
72 FERMIN VALERO	ASPAR KSB TECHNICAL ACADEMY	BEON		183.3	4	CARRERA 1
66 TOMAS TURETTA	ALMA RACING TEAM	BEON		181.5	8	ENTRENAMIENTO CRC
41 IVAN MAIOROV		BEON		181.2	8	CARRERA 1



MOTO 4

ESBK CIRCUITO DO ESTORIL II 30 AGOSTO Y 1 SEP. CARRERA 1

REVISADO

Mejores velocidades máximas

Nº Piloto	Equipo	Clase	V.Max 1		V.Max 2		V.Max 3		V.Max 4		V.Max 5		Pro
			Km/h	Vlt.	Km/h	Vlt.	Km/h	Vlt.	Km/h	Vlt.	Km/h	Vlt.	
85 ENZO ZARAGOZA	IGAXTEAM		192.6	6	190.6	2	189.9	8	188.3	7	187.7	5	189,8
4 IRFAN QABIL	FRANDO RACING VHC TEAM LIQUI MOLY		191.9	2	188.3	3	185.5	6	183.3	4	183.0	8	186,4
44 LEONARDO CASADEI	IGAXTEAM		191.9	3	191.2	4	185.5	8	185.5	6	185.5	2	187,9
89 ERIC RUZ	IGAXTEAM		190.6	6	187.7	8	187.3	3	186.7	10	186.1	7	187,7
93 TANUTCHANON SRIPETCH	FRANDO RACING VHC TEAM LIQUI MOLY		188.6	7	187.3	6	187.0	10	186.7	2	185.1	3	186,9
23 ANTHONY LUPO JR.			187.3	9	186.1	10	185.8	2	185.5	3	183.3	11	185,6
99 DAVID SANCHEZ			187.3	3	186.7	4	186.4	2	185.1	5	184.5	10	186,0
27 RICCARDO MICHIELIN	ASPAR KSB TECHNICAL ACADEMY		187.0	11	185.5	2	184.5	10	183.6	3	182.4	9	184,6
19 NATHAN THOMAS GOUKE			186.4	8	185.5	7	185.1	11	184.8	9	184.5	2	185,3
98 EDGAR SILVEN	ETG RACING		186.4	2	185.8	9	183.9	3	182.1	4	181.2	10	183,9
55 GONÇALO DE MELO			186.4	6	185.8	8	185.5	9	184.8	7	184.2	10	185,3
77 ALEXANDRE CABA	TEAM MOTO CLUBE DE LOULE		186.1	4	186.1	2	185.5	3	185.1	10	185.1	7	185,6
56 SAM LORIS GARDNER			185.8	3	183.9	2	183.3	8	182.4	6	181.5	10	183,4
94 ENEKO OSORIO	FRANDO RACING VHC TEAM LIQUI MOLY		185.1	2	183.6	3	125.6	1					164,8
72 FERMIN VALERO	ASPAR KSB TECHNICAL ACADEMY		183.3	4	183.0	11	181.8	8	181.2	3	181.2	2	182,1
66 TOMAS TURETTA	ALMA RACING TEAM		181.5	3	181.5	2	181.2	10	181.2	7	181.2	4	181,3
41 IVAN MAIOROV			181.2	8	180.9	7	180.3	10	180.3	9	180.0	11	180,5



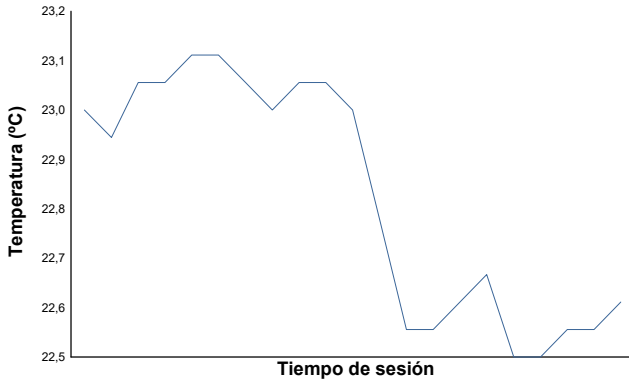
ESBK CIRCUITO DO ESTORIL II 30 AGOS

REVISADO

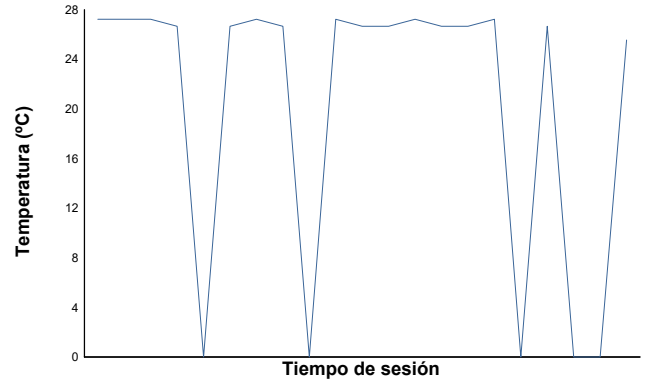
**MOTO 4
CARRERA 1**

Informe meteorológico

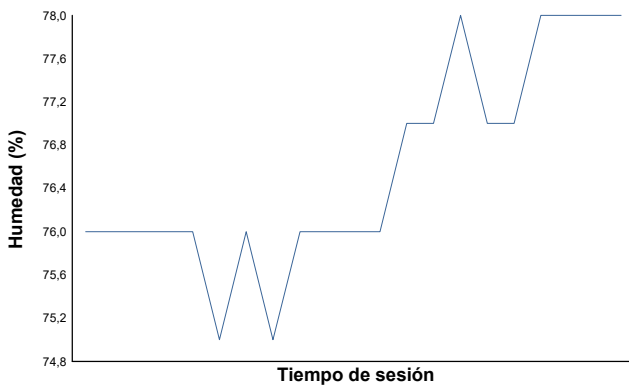
Temperatura del Aire



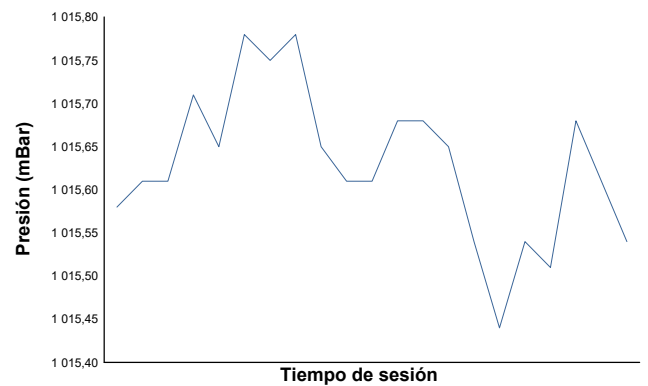
Temperatura de la Pista



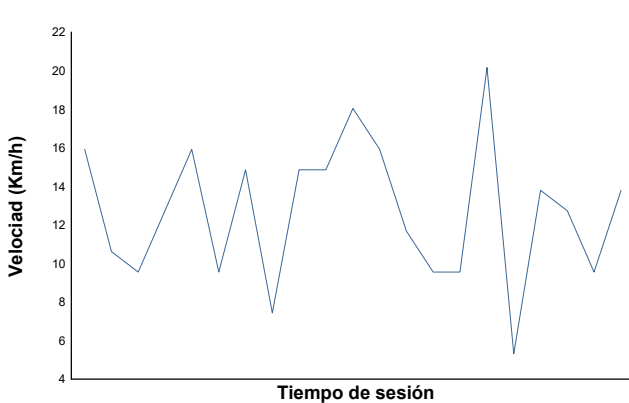
Humedad



Presión

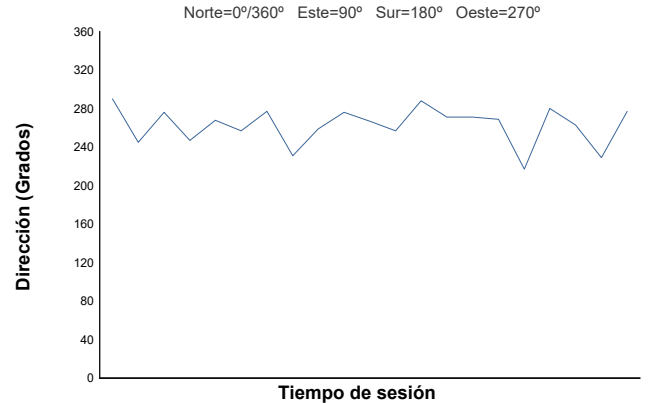


Velocidad del viento



Dirección del viento

Norte=0°/360° Este=90° Sur=180° Oeste=270°



Estado de pista: **SECO**