

BeOn JUNIOR CUP

ESBK CIRCUITO DO ESTORIL II 30 AGOSTO Y 1 SEP.

ENTRENAMIENTOS LIBRE 1

Clasificación

Nº	Piloto	Nac	Equipo	Moto	Neum Cl.	Tiempo	Vlt.	Total	Dif.	Km/h
1	54 JESUS RIOS	ESP	MRE TALENT	BeOn	Pirelli	1:44.252	10	12	-	144.4
2	67 CASEY JAMES O'GORMAN	IRL	SUPERHUGO 44 TEAM	BeOn	Pirelli	1:44.477	9	12	+0.225	144.1
3	18 PABLO OLIVARES	ESP	QRG CERRO -GROUP	BeOn	Pirelli	1:44.563	9	14	+0.311	144.0
4	94 FACUNDO ANDRES LLAMBIA	URU		BeOn	Pirelli	1:44.594	11	11	+0.342	143.9
5	17 PEDRO ALOMAR	ESP	IGAXTEAM	BeOn	Pirelli	1:44.978	9	13	+0.726	143.4
6	70 IAROSLAV KARPUSHIN	EST	FRANCO RACING VHC TEAM LIQUI MOLY	BeOn	Pirelli	1:45.721	14	14	+1.469	142.4
7	32 MARCOS LUDEÑA	ESP	ASPAR KSB TECHNICAL ACADEMY	BeOn	Pirelli	1:46.219	6	13	+1.967	141.7
8	7 DAVID JIMENEZ	ESP	IGAXTEAM	BeOn	Pirelli	1:46.582	12	12	+2.330	141.3
9	34 JACOBO HINOJOSA	ESP	QRG CERRO-GROUP	BeOn	Pirelli	1:47.371	11	13	+3.119	140.2
10	3 JEAN KENTO TURNER	JPN	ILUSION RACING	BeOn	Pirelli	1:48.775	11	13	+4.523	138.4
11	11 JOHANN REEVES EMMANUEL	LIN		BeOn	Pirelli	1:50.247	10	11	+5.995	136.6

Vuelta rápida:	Vlt. 10	JESUS RIOS	1:44.252	144.4 Km/h
-----------------------	---------	------------	----------	------------

Hora de publicación:

Estado de pista: **SECO**

<p>Diretor de Carrera: João Pedro Lima</p> 	<p>Timekeeper Jorge Pinto</p> 
---	--



BeOn JUNIOR CUP

ESBK CIRCUITO DO ESTORIL II 30 AGOSTO Y 1 SEP.

ENTRENAMIENTOS LIBRE 1

Vuelta a vuelta

— Vuelta invalidada ■ Mejor Personal ■ Mejor de la sesión B Cruzando por el pit lane

Vlt.	Nombre	Tiempo	Sector 1	Sector 2	Sector 3	Sector 4	T. Sesión	Vlt.	Nombre	Tiempo	Sector 1	Sector 2	Sector 3	Sector 4	T. Sesión
3	JEAN KENTO TURNER						JPN	10	1:45.255	21.154	26.664	24.090	33.347	25:33.228	
	ILUSION RACING						BeOn	11	1:58.186	25.450	27.551	27.096	38.089	27:31.414	
1	2:19.852	39.218	32.305	32.928	35.401	2:19.852		12	1:48.354	21.236	26.880	25.817	34.421	29:19.768	
2	1:51.479	22.706	28.365	25.842	34.566	4:11.331		13	1:45.265	21.170	26.834	24.364	32.897	31:05.033	
3	1:50.311	22.140	28.010	25.750	34.411	6:01.642		18 PABLO OLIVARES							
4	1:49.312	21.935	27.851	25.264	34.262	7:50.954		QRG CERRO -GROUP							
5	1:53.886	21.962	27.802	27.659	36.463	9:44.840		1	3:10.437	1:40.079	29.808	26.043	34.507	3:10.437	
6	2:01.998B	22.054	27.723	25.750	46.471	11:46.838		2	1:47.422	21.625	27.435	24.678	33.684	4:57.859	
7	8:12.124B	6:24.180	28.674	34.278	44.992	19:58.962		3	1:46.380	21.202	27.149	24.456	33.573	6:44.239	
8	2:09.653	40.987	28.018	25.701	34.947	22:08.615		4	1:46.261	21.250	27.056	24.450	33.505	8:30.500	
9	1:49.122	22.007	27.570	25.104	34.441	23:57.737		5	1:46.142	21.178	27.048	24.398	33.518	10:16.642	
10	1:48.804	21.963	27.567	25.095	34.179	25:46.541		6	1:46.038	21.171	27.009	24.382	33.476	12:02.680	
11	1:48.775	21.901	27.480	24.928	34.466	27:35.316		7	1:54.743B	21.646	27.212	25.135	40.750	13:57.423	
12	1:52.287	21.927	27.577	25.914	36.869	29:27.603		8	5:32.293	4:07.398	27.356	24.301	33.238	19:29.716	
13	1:49.501	22.008	27.731	25.299	34.463	31:17.104		9	1:44.563	20.990	26.697	23.969	32.907	21:14.279	
7 DAVID JIMENEZ								32 MARCOS LUDEÑA							
IGAXTEAM								ASPAR KSB TECHNICAL ACADEMY							
1	2:45.635	1:16.832	28.417	25.945	34.441	2:45.635		1	2:19.044	39.034	32.029	33.059	34.922	2:19.044	
2	1:48.789	21.900	27.639	25.078	34.172	4:34.424		2	1:48.678	21.825	27.576	25.056	34.221	4:07.722	
3	1:48.730	21.764	27.495	25.219	34.252	6:23.154		3	1:47.325	21.825	27.177	24.744	33.579	5:55.047	
4	1:48.086	21.655	27.446	24.922	34.063	8:11.240		4	1:46.348	21.388	27.113	24.523	33.324	7:41.395	
5	1:48.243	21.652	27.408	24.971	34.212	9:59.483		5	1:46.238	21.313	26.953	24.585	33.387	9:27.633	
6	1:48.490	21.789	27.365	25.290	34.046	11:47.973		6	1:46.219	21.287	26.928	24.543	33.461	11:13.852	
7	9:04.247B	21.562	29.621	25.546	7:47.518	20:52.220		7	1:48.906	21.463	27.131	25.651	34.661	13:02.758	
8	2:13.112	45.744	28.215	25.279	33.874	23:05.332		8	2:00.009B	22.548	27.803	25.082	44.576	15:02.767	
9	1:46.963	21.515	27.029	24.697	33.722	24:52.295		9	8:43.341	7:09.448	30.526	28.000	35.367	23:46.108	
10	1:46.627	21.543	27.021	24.545	33.518	26:38.922		10	1:47.079	21.623	27.134	24.594	33.728	25:33.187	
11	1:46.882	21.531	27.044	24.591	33.716	28:25.804		11	1:57.079	21.441	27.136	28.313	40.189	27:30.266	
12	1:46.582	21.432	27.080	24.542	33.528	30:12.386		12	1:46.462	21.394	27.086	24.449	33.533	29:16.728	
11 JOHANN REEVES EMMANUEL								34 JACOBO HINOJOSA							
IND								QRG CERRO-GROUP							
1	2:18.892	43.171	30.763	28.637	36.321	2:18.892		1	2:35.818	1:07.031	28.356	25.734	34.697	2:35.818	
2	1:53.200	23.470	28.797	26.167	34.766	4:12.092		2	1:48.944	22.126	27.555	25.059	34.204	4:24.762	
3	1:52.249	23.111	28.487	26.106	34.545	6:04.341		3	1:48.230	21.855	27.350	24.861	34.164	6:12.992	
4	1:51.624	22.565	28.118	25.659	35.282	7:55.965		4	1:47.761	21.658	27.167	24.916	34.020	8:00.753	
5	1:50.287	22.249	28.002	25.362	34.674	9:46.252		5	1:47.943	21.598	27.344	24.993	34.008	9:48.696	
6	1:52.972	23.214	28.660	26.060	35.038	11:39.224		6	1:58.774B	21.602	28.184	26.121	42.867	11:47.470	
7	2:16.642B	25.410	29.062	26.306	55.864	13:55.866		7	7:38.404	6:10.524	28.113	25.380	34.387	19:25.874	
8	5:49.659	4:18.967	29.338	26.123	35.231	19:45.525		8	1:47.887	21.799	27.341	24.758	33.989	21:13.761	
9	1:50.801	22.383	28.346	25.550	34.522	21:36.326		9	1:47.723	21.679	27.299	24.756	33.989	23:01.484	
10	1:50.247	22.514	27.919	25.410	34.404	23:26.573		10	1:47.427	21.764	27.145	24.686	33.832	24:48.911	
11	1:51.031	22.833	28.114	25.665	34.419	25:17.604		11	1:47.371	21.882	27.197	24.601	33.691	26:36.282	
17 PEDRO ALOMAR								54 JESUS RIOS							
IGAXTEAM								MRE TALENT							
1	2:33.793	1:05.786	28.372	25.712	33.923	2:33.793		1	2:40.782			24.980	33.708	2:40.782	
2	1:47.674	21.503	27.311	24.925	33.935	4:21.467									
3	1:47.284	21.439	27.408	24.859	33.578	6:08.751									
4	1:47.030	21.476	27.183	24.629	33.742	7:55.781									
5	1:48.391	21.235	27.809	25.480	33.867	9:44.172									
6	8:20.086B	21.306	27.628	25.585	7:05.567	18:04.258									
7	2:13.377	47.848	27.359	24.936	33.234	20:17.635									
8	1:45.360	21.162	26.774	24.200	33.224	22:02.995									
9	1:44.978	21.113	26.641	24.230	32.994	23:47.973									



BeOn JUNIOR CUP

ESBK CIRCUITO DO ESTORIL II 30 AGOSTO Y 1 SEP.
ENTRENAMIENTOS LIBRE 1

Vuelta a vuelta

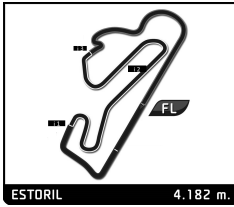
— Vuelta invalidada ■ Mejor Personal ■ Mejor de la sesión B Cruzando por el pit lane

Vlt.	Tiempo	Sector 1	Sector 2	Sector 3	Sector 4	T. Sesión	Vlt.	Tiempo	Sector 1	Sector 2	Sector 3	Sector 4	T. Sesión
2	1:45.596	21.595	26.663	24.183	33.155	4:26.378							
3	1:44.477	21.002	26.486	24.084	32.905	6:10.855							
4	1:44.382	20.943	26.444	23.839	33.156	7:55.237							
5	1:59.163B	21.357	27.559	25.127	45.120	9:54.400							
6	6:39.154			24.817	33.429	16:33.554							
7	1:44.645			23.974	32.970	18:18.199							
8	1:44.645			23.891	33.149	20:02.844							
9	1:44.858	21.163	26.450	23.956	33.289	21:47.702							
10	1:44.252	21.006	26.414	23.869	32.963	23:31.954							
11	1:46.052	21.430	26.841	24.537	33.244	25:18.006							
12	1:56.904B	21.198	26.518	24.533	44.655	27:14.910							

67 CASEY JAMES O'GORMAN IRL						
SUPERHUGO 44 TEAM BeOn						
1	2:31.047	1:02.623	28.335	25.659	34.430	2:31.047
2	2:19.559B	21.499	27.113	48.292	42.655	4:50.606
3	10:08.366	8:41.865	27.924	25.078	33.499	14:58.972
4	1:45.935	21.428	26.819	24.388	33.300	16:44.907
5	1:45.328	21.223	26.687	24.133	33.285	18:30.235
6	1:44.788	20.945	26.678	24.040	33.125	20:15.023
7	1:45.108	21.076	26.760	24.077	33.195	22:00.131
8	1:45.084	21.080	26.640	24.067	33.297	23:45.215
9	1:44.477	21.024	26.613	23.927	32.913	25:29.692
10	2:00.228	21.651	28.763	29.551	40.263	27:29.920
11	1:45.042	21.025	26.709	24.171	33.137	29:14.962
12	1:49.873	21.728	27.937	25.979	34.229	31:04.835

70 IAROSLAV KARPUSHIN EST						
FRANDO RACING VHC TEAM LIQUI BeOn						
1	2:20.156	49.154	28.792	26.921	35.289	2:20.156
2	1:47.720	22.137	27.230	24.723	33.630	4:07.876
3	1:46.938	21.331	27.153	24.789	33.665	5:54.814
4	1:46.423	21.323	27.102	24.417	33.581	7:41.237
5	1:46.224	21.168	27.077	24.430	33.549	9:27.461
6	1:46.342	21.185	27.013	24.503	33.641	11:13.803
7	2:00.738B	21.713	27.165	25.635	46.225	13:14.541
8	7:37.722	6:04.183	29.379	29.492	34.668	20:52.263
9	1:46.592	21.451	26.953	24.586	33.602	22:38.855
10	1:46.011	21.219	26.892	24.521	33.379	24:24.866
11	1:45.922	21.245	26.922	24.326	33.429	26:10.788
12	1:45.756	21.187	26.778	24.200	33.591	27:56.544
13	1:46.000	21.108	26.935	24.453	33.504	29:42.544
14	1:45.721	21.116	26.876	24.378	33.351	31:28.265

94 FACUNDO ANDRES LLAMBIAS URU						
BeOn						
1	2:31.146	1:02.636	28.435	25.745	34.330	2:31.146
2	1:46.087	21.547	26.957	24.110	33.473	4:17.233
3	1:55.402	23.972	29.954	27.799	33.677	6:12.635
4	1:45.398	21.332	26.713	24.046	33.307	7:58.033
5	1:45.812	21.109	26.796	24.035	33.872	9:43.845
6	2:00.683B	21.689	27.374	27.916	43.704	11:44.528
7	5:32.157	4:06.288	27.590	24.592	33.687	17:16.685
8	1:45.236	21.256	26.731	24.006	33.243	19:01.921
9	1:59.104B	21.550	27.311	26.879	43.364	21:01.025
10	7:29.005	6:03.050	28.052	24.238	33.665	28:30.030
11	1:44.594	21.127	26.502	23.922	33.043	30:14.624



BeOn JUNIOR CUP

ESBK CIRCUITO DO ESTORIL II 30 AGOSTO Y 1 SEP.
ENTRENAMIENTOS LIBRE 1

Mejores tiempos de sector

Sector 1			Sector 2			Sector 3			Sector 4			Vuelta		Mejor Vuelta
Pos	Nº Piloto	Tiempo	Nº Piloto	Tiempo	Nº Piloto	Tiempo	Nº Piloto	Tiempo	Pos	Nº	Ideal			
1	54 J.RIOS	20.943	54 J.RIOS	26.414	54 J.RIOS	23.839	17 P.ALOMAR	32.897	1	54	1:44.101	1:44.252 (1)		
2	67 C.O'GORMAN	20.945	94 F.LLAMBIAS	26.502	94 F.LLAMBIAS	23.922	54 J.RIOS	32.905	2	67	1:44.398	1:44.477 (2)		
3	18 P.OLIVARES	20.990	67 C.O'GORMAN	26.613	67 C.O'GORMAN	23.927	18 P.OLIVARES	32.907	3	18	1:44.558	1:44.563 (3)		
4	70 I.KARPUSHIN	21.108	17 P.ALOMAR	26.641	18 P.OLIVARES	23.964	67 C.O'GORMAN	32.913	4	94	1:44.576	1:44.594 (4)		
5	94 F.LLAMBIAS	21.109	18 P.OLIVARES	26.697	17 P.ALOMAR	24.090	94 F.LLAMBIAS	33.043	5	17	1:44.741	1:44.978 (5)		
6	17 P.ALOMAR	21.113	70 I.KARPUSHIN	26.778	70 I.KARPUSHIN	24.200	32 M.LUDEÑA	33.324	6	70	1:45.437	1:45.721 (6)		
7	32 M.LUDEÑA	21.211	32 M.LUDEÑA	26.928	32 M.LUDEÑA	24.449	70 I.KARPUSHIN	33.351	7	32	1:45.912	1:46.219 (7)		
8	7 D.JIMENEZ	21.432	7 D.JIMENEZ	27.021	7 D.JIMENEZ	24.542	7 D.JIMENEZ	33.518	8	7	1:46.513	1:46.582 (8)		
9	34 J.HINOJOSA	21.510	34 J.HINOJOSA	27.145	34 J.HINOJOSA	24.601	34 J.HINOJOSA	33.691	9	34	1:46.947	1:47.371 (9)		
10	3 J.TURNER	21.901	3 J.TURNER	27.480	3 J.TURNER	24.928	3 J.TURNER	34.179	10	3	1:48.488	1:48.775 (10)		
11	11 J.EMMANUEL	22.249	11 J.EMMANUEL	27.900	11 J.EMMANUEL	25.362	11 J.EMMANUEL	34.404	11	11	1:49.915	1:50.247 (11)		



BeOn JUNIOR CUP

ESBK CIRCUITO DO ESTORIL II 30 AGOSTO Y 1 SEP.
Después de ENTRENAMIENTOS LIBRE 1

Velocidad máxima del evento

Nº Piloto	Equipo	Moto	Clase	V.Max	Vlt.	Sesión
70 IAROSLAV KARPUSHIN	FRANCO RACING VHC TEAM LIQUI MOLY	BeOn		245.9	3	ENTRENAMIENTOS LII
32 MARCOS LUDEÑA	ASPAR KSB TECHNICAL ACADEMY	BeOn		242.6	5	ENTRENAMIENTOS LII
18 PABLO OLIVARES	QRG CERRO -GROUP	BeOn		241.6	10	ENTRENAMIENTOS LII
3 JEAN KENTO TURNER	ILUSION RACING	BeOn		238.4	2	ENTRENAMIENTOS LII
67 CASEY JAMES O'GORMAN	SUPERHUGO 44 TEAM	BeOn		238.4	5	ENTRENAMIENTOS LII
94 FACUNDO ANDRES LLAMBIAS		BeOn		237.9	5	ENTRENAMIENTOS LII
17 PEDRO ALOMAR	IGAXTEAM	BeOn		237.4	6	ENTRENAMIENTOS LII
34 JACOBO HINOJOSA	QRG CERRO-GROUP	BeOn		236.9	4	ENTRENAMIENTOS LII
54 JESUS RIOS	MRE TALENT	BeOn		236.4	3	ENTRENAMIENTOS LII
11 JOHANN REEVES EMMANUEL		BeOn		235.9	2	ENTRENAMIENTOS LII
7 DAVID JIMENEZ	IGAXTEAM	BeOn		235.9	11	ENTRENAMIENTOS LII

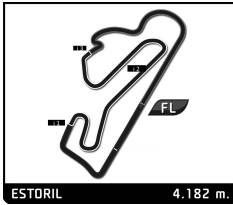


BeOn JUNIOR CUP

ESBK CIRCUITO DO ESTORIL II 30 AGOSTO Y 1 SEP.
ENTRENAMIENTOS LIBRE 1

Secuencia de vueltas rápidas

T. Sesión	Nº Piloto	Equipo	Moto	Clase	Tiempo	Km/h	Vlt.
4:07.722	32 MARCOS LUDEÑA	ASPAR KSB TECHNICAL ACADEMY	BeOn		1:48.678	138.5	2
4:07.876	70 IAROSLAV KARPUSHIN	FRANDO RACING VHC TEAM LIQUI MOLY	BeOn		1:47.720	139.8	2
4:17.233	94 FACUNDO ANDRES LLAMBIAS		BeOn		1:46.087	141.9	2
4:26.378	54 JESUS RIOS	MRE TALENT	BeOn		1:45.596	142.6	2
6:10.855	54 JESUS RIOS	MRE TALENT	BeOn		1:44.477	144.1	3
7:55.237	54 JESUS RIOS	MRE TALENT	BeOn		1:44.382	144.2	4
23:31.954	54 JESUS RIOS	MRE TALENT	BeOn		1:44.252	144.4	10

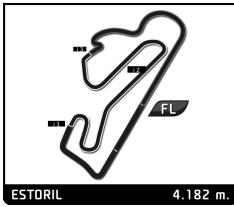


BeOn JUNIOR CUP

ESBK CIRCUITO DO ESTORIL II 30 AGOSTO Y 1 SEP.
ENTRENAMIENTOS LIBRE 1

Mejores velocidades máximas

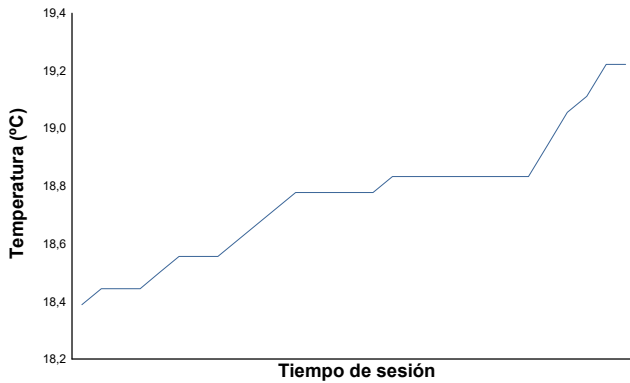
Nº Piloto	Equipo	Clase	V.Max 1		V.Max 2		V.Max 3		V.Max 4		V.Max 5		Pro
			Km/h	Vlt.	Km/h	Vlt.	Km/h	Vlt.	Km/h	Vlt.	Km/h	Vlt.	
70	IAROSLAV KARPUSHIN	FRANCO RACING VHC TEAM LIQUI MOLY	245.9	3	242.1	2	241.6	4	241.1	14	240.0	9	242,1
32	MARCOS LUDEÑA	ASPAR KSB TECHNICAL ACADEMY	242.6	5	242.1	4	241.6	6	241.6	2	238.4	7	241,3
18	PABLO OLIVARES	QRG CERRO -GROUP	241.6	10	239.0	9	237.4	3	236.9	13	236.9	5	238,4
3	JEAN KENTO TURNER	ILUSION RACING	238.4	2	235.4	4	235.4	3	234.9	5	234.4	6	235,7
67	CASEY JAMES O'GORMAN	SUPERHUGO 44 TEAM	238.4	7	238.4	5	236.4	12	236.4	10	236.4	8	237,2
94	FACUNDO ANDRES LLAME		237.9	5	236.9	2	235.9	4	234.9	9	234.9	3	236,1
17	PEDRO ALOMAR	IGAXTEAM	237.4	6	236.4	9	236.4	5	235.9	8	235.4	10	236,3
34	JACOBO HINOJOSA	QRG CERRO-GROUP	236.9	4	233.4	5	232.4	10	232.4	6	232.4	2	233,5
54	JESUS RIOS	MRE TALENT	236.4	3	234.9	4	234.4	5	233.9	12	232.9	9	234,5
7	DAVID JIMENEZ	IGAXTEAM	235.9	11	235.4	2	234.9	5	234.4	9	234.4	4	235,0
11	JOHANN REEVES EMMANI		235.9	2	235.4	3	234.9	6	234.9	5	233.4	4	234,9



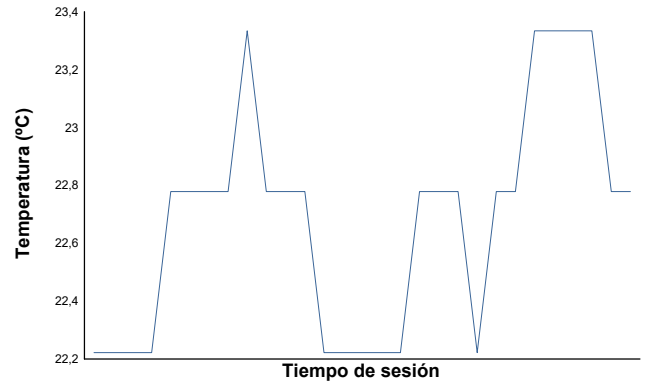
ESBK CIRCUITO DO ESTORIL II 30 AGOSTO Y 1 SEP.
BeOn JUNIOR CUP
ENTRENAMIENTOS LIBRE 1

Informe meteorológico

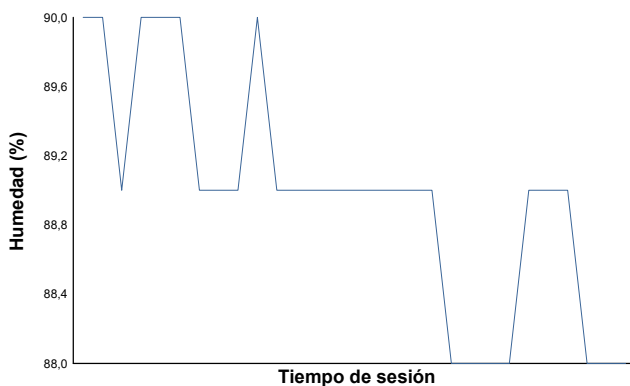
Temperatura del Aire



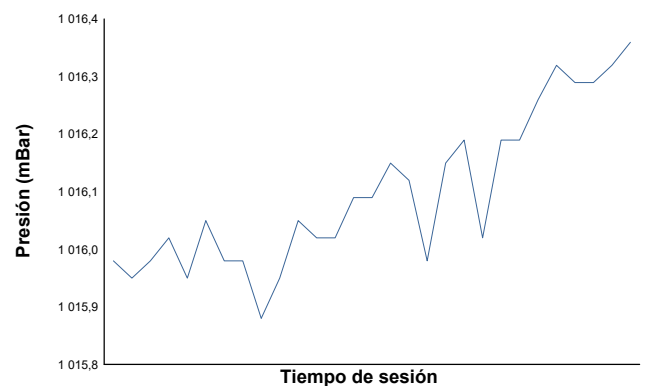
Temperatura de la Pista



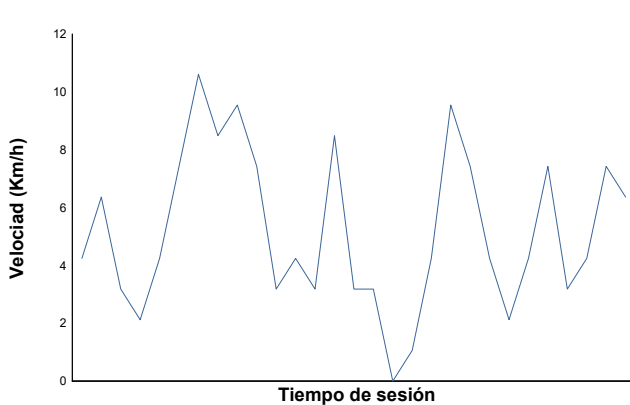
Humedad



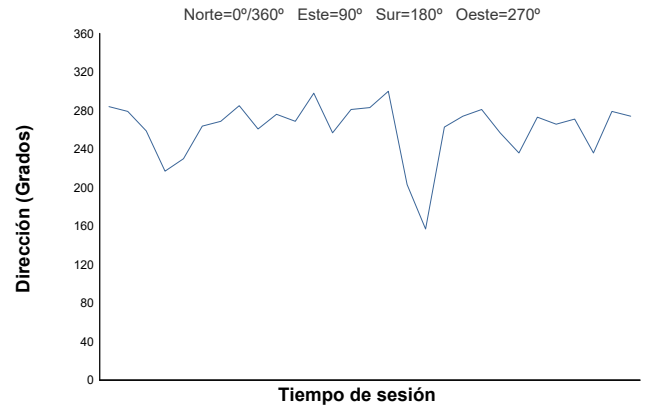
Presión



Velocidad del viento



Dirección del viento



Estado de pista: **SECO**