



BeOn JUNIOR CUP

ESBK CIRCUITO DO ESTORIL II 30 AGOSTO Y 1 SEP.

ENTRENAMIENTO CRONOMETRADO

Clasificación

Nº	Piloto	Nac	Equipo	Moto	Neum. Cl.	Tiempo	Vlt.	Total	Dif.	Km/h
1	67 CASEY JAMES O`GORMAN	IRL	SUPERHUGO 44 TEAM	BeOn	Pirelli	1:42.879	7	11	-	146.3
2	54 JESUS RIOS	ESP	MRE TALENT	BeOn	Pirelli	1:43.730	4	11	+0.851	145.1
3	94 FACUNDO ANDRES LLAMBIA'URU	URU		BeOn	Pirelli	1:43.972	3	5	+1.093	144.8
4	70 IAROSLAV KARPUSHIN	EST	FRANCO RACING VHC TEAM LIQUI MOLY	BeOn	Pirelli	1:44.163	9	9	+1.284	144.5
5	18 PABLO OLIVARES	ESP	QRG CERRO -GROUP	BeOn	Pirelli	1:44.772	6	10	+1.893	143.7
6	7 DAVID JIMENEZ	ESP	IGAXTEAM	BeOn	Pirelli	1:45.266	10	10	+2.387	143.0
7	17 PEDRO ALOMAR	ESP	IGAXTEAM	BeOn	Pirelli	1:45.288	3	11	+2.409	143.0
8	32 MARCOS LUDEÑA	ESP	ASPAR KSB TECHNICAL ACADEMY	BeOn	Pirelli	1:45.736	3	11	+2.857	142.4
9	34 JACOBO HINOJOSA	ESP	QRG CERRO-GROUP	BeOn	Pirelli	1:46.460	4	9	+3.581	141.4
10	3 JEAN KENTO TURNER	JPN	ILUSION RACING	BeOn	Pirelli	1:46.792	4	11	+3.913	141.0
11	11 JOHANN REEVES EMMANUEL	LIND	ILUSION RACING	BeOn	Pirelli	1:48.282	10	10	+5.403	139.0

Vuelta rápida:	Vlt. 7	CASEY JAMES O`GORMAN	1:42.879	146.3 Km/h
----------------	--------	----------------------	----------	------------

#7; #34; #67 - voltas retiradas por track limits

10:40

Hora de publicación:

Estado de pista: **SECO**

Diretor de Carrera:

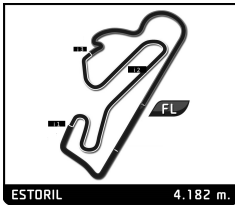
João Pedro Lima



Timekeeper

Jorge Pinto





BeOn JUNIOR CUP

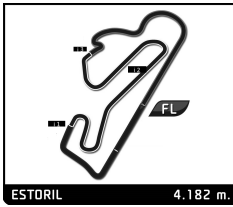
ESBK CIRCUITO DO ESTORIL II 30 AGOSTO Y 1 SEP.

ENTRENAMIENTO CRONOMETRADO

Vuelta a vuelta

— Vuelta invalidada ■ Mejor Personal ■ Mejor de la sesión B Cruzando por el pit lane

Vlt.	Tiempo	Sector 1	Sector 2	Sector 3	Sector 4	T. Sesión	Vlt.	Tiempo	Sector 1	Sector 2	Sector 3	Sector 4	T. Sesión		
3	JEAN KENTO TURNER						JPN	1	2:35.140	1:06.541	29.144	25.410	34.045	2:35.140	
	ILUSION RACING						BeOn	2	1:46.266	21.696	26.923	24.366	33.281	4:21.406	
1	2:29.020	46.731	34.519	32.652	35.118	2:29.020	3	1:54.737 B	21.376	28.903	25.080	39.378	6:16.143		
2	1:48.895	21.933	27.666	25.340	33.956	4:17.915	4	8:47.379	7:21.646	27.715	24.359	33.659	15:03.522		
3	1:47.578	21.634	27.466	24.911	33.567	6:05.493	5	1:45.513	21.238	26.761	24.218	33.296	16:49.035		
4	1:46.792	21.421	27.190	24.575	33.606	7:52.285	6	1:44.772	21.018	26.758	24.016	32.980	18:33.807		
5	2:08.688 B	26.779	27.897	27.370	46.642	10:00.973	7	1:45.080	21.123	26.719	24.072	33.166	20:18.887		
6	6:48.768 B	5:04.691	27.816	25.292	50.969	16:49.741	8	1:44.969	21.144	26.748	23.951	33.126	22:03.856		
7	2:32.202	1:01.271	28.169	27.407	35.355	19:21.943	9	1:44.998	21.016	26.738	24.077	33.167	23:48.854		
8	1:47.990	21.909	27.268	24.766	34.047	21:09.933	10	1:45.041	21.075	26.764	24.003	33.199	25:33.895		
9	1:47.780	21.789	27.186	24.869	33.936	22:57.713									
10	1:52.137	21.697	27.316	27.518	35.606	24:49.850									
11	1:47.063	21.780	27.203	24.647	33.433	26:36.913									
7	DAVID JIMENEZ						ESP	32	MARCOS LUDEÑA						ESP
	IGAXTEAM						BeOn		ASPAR KSB TECHNICAL ACADEMY						BeOn
1	2:35.543	58.182	30.051	28.629	38.681	2:35.543	1	2:36.280	1:00.189	32.628	27.646	35.817	2:36.280		
2	1:46.728	21.616	26.900	24.781	33.431	4:22.271	2	1:46.539	21.595	26.917	24.783	33.244	4:22.819		
3	1:46.663	21.279	27.239	24.896	33.249	6:08.934	3	1:45.736	21.189	26.874	24.509	33.164	6:08.555		
4	1:46.077	21.184	27.065	24.574	33.254	7:55.011	4	1:48.757	23.053	28.052	24.439	33.213	7:57.312		
5	8:19.040 B	25.414	28.214	25.498	6:59.914	16:14.051	5	1:54.409	21.388	27.724	31.504	33.793	9:51.721		
6	2:12.336	46.749	27.294	24.949	33.344	18:26.387	6	1:45.927	21.350	26.824	24.237	33.516	11:37.648		
7	1:46.647	21.568	27.019	24.760	33.300	20:13.034	7	1:58.632 B	21.613	27.174	24.610	45.235	13:36.280		
8	1:46.243	21.399	27.084	24.561	33.199	21:59.277	8	7:29.877	5:57.019	28.062	28.887	35.909	21:06.157		
9	1:49.931	23.464	27.926	25.448	33.093	23:49.208	9	1:46.080	21.602	26.794	24.334	33.350	22:52.237		
10	1:45.266	21.136	26.804	24.305	33.021	25:34.474	10	1:45.793	21.223	26.867	24.306	33.397	24:38.030		
							11	1:46.149	21.337	27.016	24.360	33.436	26:24.179		
11	JOHANN REEVES EMMANUEL						IND	34	JACOBO HINOJOSA						ESP
	ILUSION RACING						BeOn		QRG CERRO-GROUP						BeOn
1	2:34.532	55.708	34.110	28.556	36.158	2:34.532	1	2:35.292	1:06.726	29.272	25.441	33.853	2:35.292		
2	1:53.208	25.069	28.206	25.746	34.187	4:27.740	2	1:46.634	21.685	27.013	24.533	33.403	4:21.926		
3	1:49.498	22.216	27.853	25.148	34.281	6:17.238	3	1:46.772	21.370	27.307	24.567	33.528	6:08.698		
4	2:06.457 B	22.319	27.717	24.952	51.469	8:23.695	4	1:46.460	21.534	27.229	24.551	33.146	7:55.158		
5	8:26.288	6:54.104	30.702	27.196	34.286	16:49.983	5	1:53.646	23.201	28.733	27.271	34.441	9:48.804		
6	1:48.781	22.085	27.542	24.982	34.172	18:38.764	6	2:36.126 B	21.622	27.093	24.531	1:22.880	12:24.930		
7	1:48.556	21.684	27.614	25.033	34.225	20:27.320	7	10:15.496	8:45.806	29.077	26.264	34.349	22:40.426		
8	1:49.296	22.539	27.714	25.118	33.925	22:16.616	8	1:47.337	21.751	27.278	24.632	33.676	24:27.763		
9	1:48.851	22.068	27.633	24.949	34.201	24:05.467	9	1:47.166	21.575	27.418	24.534	33.639	26:14.929		
10	1:48.282	21.798	27.403	24.949	34.132	25:53.749									
17	PEDRO ALOMAR						ESP	54	JESUS RIOS						ESP
	IGAXTEAM						BeOn		MRE TALENT						BeOn
1	2:39.693	1:11.628	28.229	26.243	33.593	2:39.693	1	3:15.967	1:49.732	27.565	24.930	33.740	3:15.967		
2	1:45.754	21.171	26.948	24.535	33.100	4:25.447	2	1:44.704	21.153	26.537	23.958	33.056	5:00.671		
3	1:45.288	21.015	26.855	24.497	32.921	6:10.735	3	1:43.969	21.069	26.555	23.658	32.687	6:44.640		
4	1:49.796	21.907	29.257	24.840	33.792	8:00.531	4	1:43.730	20.928	26.492	23.690	32.620	8:28.370		
5	6:18.007 B	20.961	26.910	25.117	5:05.019	14:18.538	5	1:43.779	20.881	26.541	23.690	32.667	10:12.149		
6	2:11.495	46.326	27.255	24.563	33.351	16:30.033	6	2:03.617 B	22.121	27.914	24.816	48.766	12:15.766		
7	1:45.722	21.198	26.912	24.438	33.174	18:15.755	7	7:06.414	5:34.964	28.305	28.055	35.090	19:22.180		
8	1:45.588	21.253	26.949	24.292	33.094	20:01.343	8	1:44.258	21.178	26.480	23.793	32.807	21:06.438		
9	1:45.551	21.172	26.934	24.311	33.134	21:46.894	9	1:43.972	20.974	26.425	23.818	32.755	22:50.410		
10	1:46.092	22.015	26.969	24.247	32.861	23:32.986	10	1:45.212	20.959	26.417	24.508	33.328	24:35.622		
11	1:45.410	21.060	26.922	24.391	33.037	25:18.396	11	1:45.061	20.956	26.650	24.338	33.117	26:20.683		
18	PABLO OLIVARES						ESP	67	CASEY JAMES O'GORMAN						IRL
	QRG CERRO -GROUP						BeOn		SUPERHUGO 44 TEAM						BeOn
1	2:35.512	1:09.826	27.543	25.016	33.127	2:35.512	1	1:44.881	21.204	26.724	24.128	32.825	4:20.393		
2	1:44.881	21.204	26.724	24.128	32.825	6:04.816	2	1:44.423	21.011	26.687	23.887	32.838	6:04.816		
3	1:44.423	21.011	26.687	23.887	32.838	7:59.817	3	1:55.001 B	21.350	26.831	24.279	42.541	7:59.817		
4	1:55.001 B	21.350	26.831	24.279	42.541		4								



BeOn JUNIOR CUP

ESBK CIRCUITO DO ESTORIL II 30 AGOSTO Y 1 SEP. ENTRENAMIENTO CRONOMETRADO

Vuelta a vuelta

— Vuelta invalidada ■ Mejor Personal ■ Mejor de la sesión B Cruzando por el pit lane

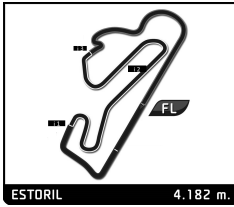
Vlt.	Tiempo	Sector 1	Sector 2	Sector 3	Sector 4	T. Sesión	Vlt.	Tiempo	Sector 1	Sector 2	Sector 3	Sector 4	T. Sesión
5	6:55.468	5:30.678	27.498	24.195	33.097	14:55.285							
6	1:43.244	20.855	26.372	23.612	32.405	16:38.529							
7	1:42.879	20.724	26.257	23.533	32.365	18:21.408							
8	1:43.412	20.698	26.388	23.674	32.652	20:04.820							
9	1:43.315	20.735	26.451	23.584	32.545	21:48.135							
10	1:43.759	20.832	26.514	23.735	32.678	23:31.894							
11	1:49.423	24.450	27.177	24.461	33.335	25:21.317							

70 IAROSLAV KARPUSHIN EST
FRANDO RACING VHC TEAM LIQUI BeOn

1	2:36.585	1:10.457	27.604	24.937	33.587	2:36.585
2	1:45.882	21.438	26.857	24.554	33.033	4:22.467
3	1:48.446	21.265	27.211	25.292	34.678	6:10.913
4	1:45.546	21.245	26.782	24.307	33.212	7:56.459
5	2:12.391 B	21.598	28.534	27.297	54.962	10:08.850
6	9:56.725	8:32.126	27.842	24.038	32.719	20:05.575
7	1:44.185	20.912	26.628	23.996	32.649	21:49.760
8	1:44.894	20.915	27.244	24.010	32.725	23:34.654
9	1:44.163	20.960	26.502	24.058	32.643	25:18.817

94 FACUNDO ANDRES LLAMBIAS URU
BeOn

1	2:49.797	1:23.834	27.753	24.663	33.547	2:49.797
2	1:44.076	21.014	26.408	23.681	32.973	4:33.873
3	1:43.972	20.899	26.471	23.809	32.793	6:17.845
4	1:49.127	22.111	27.056	24.893	35.067	8:06.972
5	1:44.883	21.108	26.566	24.217	32.992	9:51.855



BeOn JUNIOR CUP

ESBK CIRCUITO DO ESTORIL II 30 AGOSTO Y 1 SEP. ENTRENAMIENTO CRONOMETRADO

Mejores tiempos de sector

Sector 1			Sector 2			Sector 3			Sector 4			Vuelta		Mejor Vuelta
Pos	Nº Piloto	Tiempo	Nº Piloto	Tiempo	Nº Piloto	Tiempo	Nº Piloto	Tiempo	Pos	Nº	Ideal			
1	67 C.O'GORMAN	20.698	67 C.O'GORMAN	26.257	67 C.O'GORMAN	23.533	67 C.O'GORMAN	32.365	1	67	1:42.853	1:42.879 (1)		
2	54 J.RIOS	20.881	94 F.LLAMBIAS	26.359	94 F.LLAMBIAS	23.616	54 J.RIOS	32.620	2	54	1:43.576	1:43.730 (2)		
3	94 F.LLAMBIAS	20.894	54 J.RIOS	26.417	54 J.RIOS	23.658	70 I.KARPUSHIN	32.643	3	94	1:43.662	1:43.972 (3)		
4	70 I.KARPUSHIN	20.912	70 I.KARPUSHIN	26.502	18 P.OLIVARES	23.951	94 F.LLAMBIAS	32.793	4	70	1:44.053	1:44.163 (4)		
5	17 P.ALOMAR	20.961	18 P.OLIVARES	26.719	70 I.KARPUSHIN	23.996	17 P.ALOMAR	32.861	5	18	1:44.666	1:44.772 (5)		
6	18 P.OLIVARES	21.016	32 M.LUDEÑA	26.794	32 M.LUDEÑA	24.237	18 P.OLIVARES	32.980	6	17	1:44.924	1:45.288 (7)		
7	7 D.JIMENEZ	21.136	7 D.JIMENEZ	26.804	17 P.ALOMAR	24.247	7 D.JIMENEZ	33.021	7	7	1:45.266	1:45.266 (6)		
8	32 M.LUDEÑA	21.189	17 P.ALOMAR	26.855	7 D.JIMENEZ	24.305	34 J.HINOJOSA	33.146	8	32	1:45.384	1:45.736 (8)		
9	3 J.TURNER	21.421	34 J.HINOJOSA	27.013	34 J.HINOJOSA	24.531	32 M.LUDEÑA	33.164	9	34	1:46.224	1:46.460 (9)		
10	34 J.HINOJOSA	21.534	3 J.TURNER	27.186	3 J.TURNER	24.575	3 J.TURNER	33.433	10	3	1:46.615	1:46.792 (10)		
11	11 J.EMMANUEL	21.684	11 J.EMMANUEL	27.403	11 J.EMMANUEL	24.949	11 J.EMMANUEL	33.925	11	11	1:47.961	1:48.282 (11)		

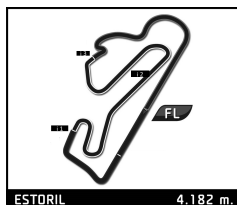


BeOn JUNIOR CUP

ESBK CIRCUITO DO ESTORIL II 30 AGOSTO Y 1 SEP.
Después de ENTRENAMIENTO CRONOMETRADO

Velocidad máxima del evento

Nº Piloto	Equipo	Moto	Clase	V.Max	Vit.	Sesión
70 IAROSLAV KARPUSHIN	FRANCO RACING VHC TEAM LIQUI MOLY	BeOn		253.2	3	ENTRENAMIENTO CRONOMETRADO
32 MARCOS LUDEÑA	ASPAR KSB TECHNICAL ACADEMY	BeOn		250.9	3	ENTRENAMIENTO CRONOMETRADO
67 CASEY JAMES O'GORMAN	SUPERHUGO 44 TEAM	BeOn		250.9	2	ENTRENAMIENTO CRONOMETRADO
7 DAVID JIMENEZ	IGAXTEAM	BeOn		249.8	4	ENTRENAMIENTO CRONOMETRADO
94 FACUNDO ANDRES LLAMBIAS		BeOn		246.4	6	ENTRENAMIENTO CRONOMETRADO
3 JEAN KENTO TURNER	ILUSION RACING	BeOn		245.3	4	ENTRENAMIENTO CRONOMETRADO
34 JACOBO HINOJOSA	QRG CERRO-GROUP	BeOn		245.3	5	ENTRENAMIENTO CRONOMETRADO
17 PEDRO ALOMAR	IGAXTEAM	BeOn		243.7	5	ENTRENAMIENTO CRONOMETRADO
18 PABLO OLIVARES	QRG CERRO -GROUP	BeOn		243.7	9	ENTRENAMIENTOS LIQUIMOLY
11 JOHANN REEVES EMMANUEL	ILUSION RACING	BeOn		242.1	3	ENTRENAMIENTO CRONOMETRADO
54 JESUS RIOS	MRE TALENT	BeOn		240.5	8	ENTRENAMIENTO CRONOMETRADO

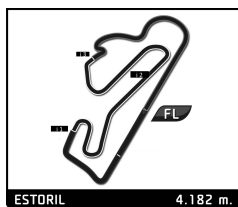


BeOn JUNIOR CUP

ESBK CIRCUITO DO ESTORIL II 30 AGOSTO Y 1 SEP.
ENTRENAMIENTO CRONOMETRADO

Secuencia de vueltas rápidas

T. Sesión	Nº Piloto	Equipo	Moto	Clase	Tiempo	Km/h	Vlt.
4:17.915	3 JEAN KENTO TURNER	ILUSION RACING	BeOn		1:48.895	138.3	2
4:20.393	67 CASEY JAMES O'GORMAN	SUPERHUGO 44 TEAM	BeOn		1:44.881	143.5	2
4:33.873	94 FACUNDO ANDRES LLAMBIAS		BeOn		1:44.076	144.7	2
6:17.845	94 FACUNDO ANDRES LLAMBIAS		BeOn		1:43.972	144.8	3
6:44.640	54 JESUS RIOS	MRE TALENT	BeOn		1:43.969	144.8	3
8:28.370	54 JESUS RIOS	MRE TALENT	BeOn		1:43.730	145.1	4
16:38.529	67 CASEY JAMES O'GORMAN	SUPERHUGO 44 TEAM	BeOn		1:43.244	145.8	6
18:21.408	67 CASEY JAMES O'GORMAN	SUPERHUGO 44 TEAM	BeOn		1:42.879	146.3	7



BeOn JUNIOR CUP

ESBK CIRCUITO DO ESTORIL II 30 AGOSTO Y 1 SEP.
ENTRENAMIENTO CRONOMETRADO

Mejores velocidades máximas

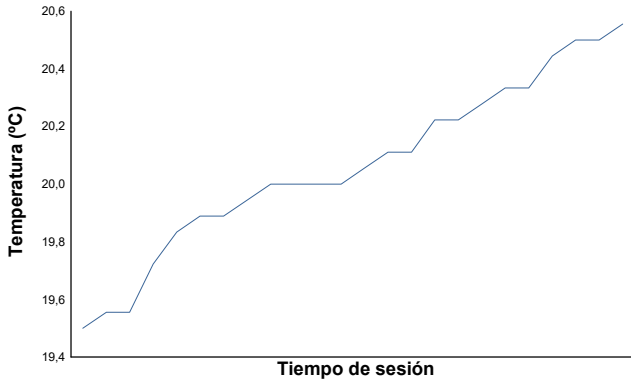
Nº Piloto	Equipo	Clase	V.Max 1		V.Max 2		V.Max 3		V.Max 4		V.Max 5		Pro
			Km/h	Vlt.	Km/h	Vlt.	Km/h	Vlt.	Km/h	Vlt.	Km/h	Vlt.	
70	IAROSLAV KARPUSHIN	FRANCO RACING VHC TEAM LIQUI MOLY	253.2	3	248.7	2	247.6	5	247.6	7	246.4	8	248,7
32	MARCOS LUDEÑA	ASPAR KSB TECHNICAL ACADEMY	250.9	3	247.0	5	245.3	4	244.8	2	242.6	10	246,1
67	CASEY JAMES O'GORMAN	SUPERHUGO 44 TEAM	250.9	2	245.3	3	244.8	4	244.3	10	244.3	7	245,9
7	DAVID JIMENEZ	IGAXTEAM	249.8	4	247.6	3	246.4	10	242.6	2	241.6	8	245,6
3	JEAN KENTO TURNER	ILUSION RACING	245.3	4	242.1	3	242.1	2	241.1	10	241.1	5	242,3
94	FACUNDO ANDRES LLAME		245.3	4	243.7	5	243.2	3	242.6	2			243,7
34	JACOBO HINOJOSA	QRG CERRO-GROUP	245.3	5	244.8	2	240.0	4	239.5	3	236.4	8	241,2
17	PEDRO ALOMAR	IGAXTEAM	243.7	5	243.2	4	243.2	3	242.1	2	240.5	11	242,5
18	PABLO OLIVARES	QRG CERRO -GROUP	242.6	3	242.6	2	241.1	9	240.5	10	240.5	8	241,5
11	JOHANN REEVES EMMAN	ILUSION RACING	242.1	4	242.1	3	241.1	6	240.0	7	239.0	10	240,9
54	JESUS RIOS	MRE TALENT	240.5	8	240.0	4	239.5	9	239.0	5	239.0	2	239,6



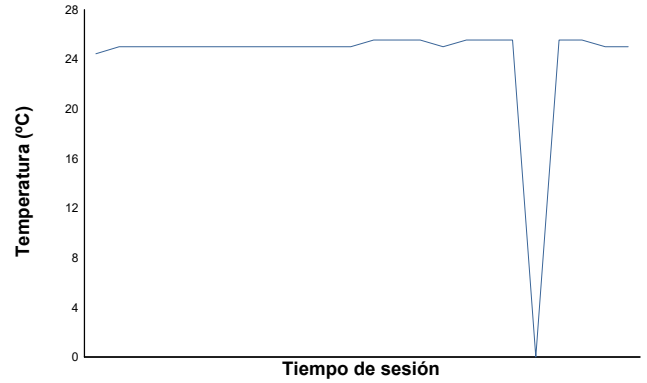
ESBK CIRCUITO DO ESTORIL II 30 AGOSTO Y 1 SEP.
BeOn JUNIOR CUP
ENTRENAMIENTO CRONOMETRADO

Informe meteorológico

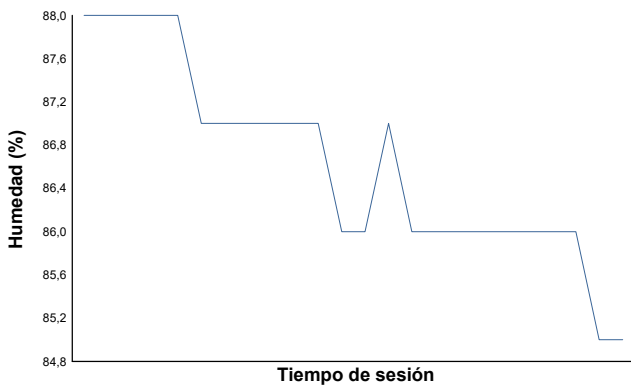
Temperatura del Aire



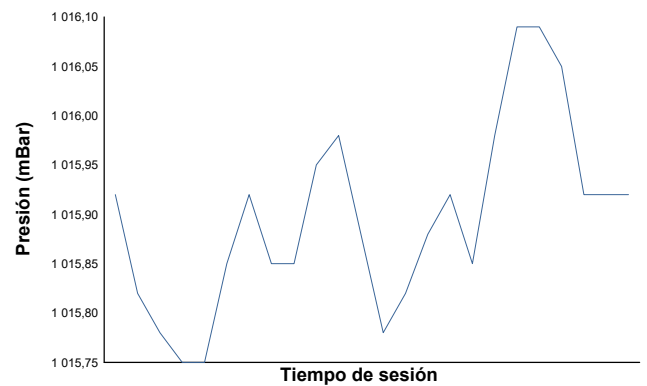
Temperatura de la Pista



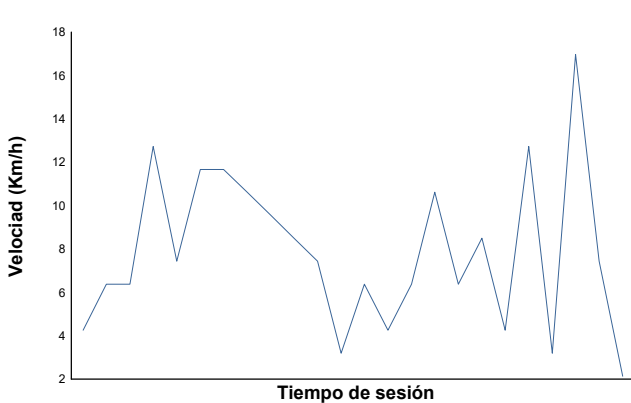
Humedad



Presión

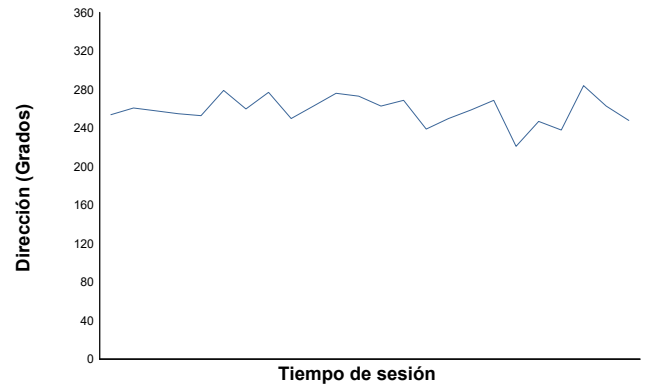


Velocidad del viento



Dirección del viento

Norte=0°/360° Este=90° Sur=180° Oeste=270°



Estado de pista: **SECO**