

BeOn JUNIOR CUP

ESBK CIRCUITO DO ESTORIL II 30 AGOS
CARRERA 1 (15 Vlt., 62,7 km.)

REVISADO

Clasificación


Nº Piloto	Nac	Equipo	Moto	Neum. Cl.	Vlts.	Tiempo Total	Dif.	Km/h	Mejor Vuelta		
									Vlt.	Tiempo Km/h	
1	67	CASEY JAMES O'GORMAN	IRL SUPERHUGO 44 TEAM	BeOn	Pirelli	15	26:06.190	- 144.2	5	1:43.633	145.3
2	94	FACUNDO ANDRÉS LLAMBIAS	URU	BeOn	Pirelli	15	26:09.124	+2.934	13	1:43.769	145.1
3	54	JESUS RIOS	ESP MRE TALENT	BeOn	Pirelli	15	26:09.255	+3.065	15	1:43.732	145.1
4	70	IAROSLAV KARPUSHIN	EST FRANDO RACING VHC TEAM LIQUI MOLY	BeOn	Pirelli	15	26:13.650	+7.460	13	1:43.862	145.0
5	18	PABLO OLIVARES	ESP QRG CERRO -GROUP	BeOn	Pirelli	15	26:34.064	+27.874	3	1:44.620	143.9
6	32	MARCOS LUDENA	ESP ASPAR KSB TECHNICAL ACADEMY	BeOn	Pirelli	15	26:34.036	+27.846	10	1:45.247	143.0
7	34	JACOBO HINOJOSA	ESP QRG CERRO-GROUP	BeOn	Pirelli	15	26:47.297	+41.107	3	1:46.454	141.4
8	3	JEAN KENTO TURNER	JPN ILUSION RACING	BeOn	Pirelli	15	26:47.533	+41.343	12	1:46.174	141.8
Retirados											
11	JOHANN REEVES EMMANUEL	IND	ILUSION RACING	BeOn	Pirelli	8	14:32.345		3	1:47.919	139.5
17	PEDRO ALOMAR	ESP	IGAXTEAM	BeOn	Pirelli	6	11:28.220		6	1:49.910	137.0
7	DAVID JIMENEZ	ESP	IGAXTEAM	BeOn	Pirelli	5	8:55.430		4	1:45.591	142.6

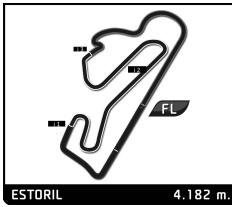
Pole:	CASEY JAMES O'GORMAN	1:42.879	146.3 Km/h
Vuelta rápida:	Vlt.5 CASEY JAMES O'GORMAN	1:43.633	145.3 Km/h

#32 - DOWN 1 PLACE DUE TO TRACK LIMITS ON LAST LAP

Hora de publicación:

Estado de pista: **SECO**

Diretor de Carrera: João Pedro Lima		Timekeeper: Jorge Pinto	
---	---	-----------------------------------	---



BeOn JUNIOR CUP

ESBK CIRCUITO DO ESTORIL II 30 AGOSTO Y 1 SEP.

CARRERA 1 (15 VIts., 62,7 km.)

Parrilla de salida

	11 J. EMMANUEL	1:48.282	11		3 J. TURNER	1:46.792	10	4
34 J. HINOJOSA	1:46.460	9		32 M. LUDEÑA	1:45.736	8		
7 D. JIMENEZ	1:45.266	6		18 P. OLIVARES	1:44.772	5		
94 F. LLAMBIAS	1:43.972	3		70 I. KARPUSHIN	1:44.163	4		2
	54 J. RIOS	1:43.730	2		67 C. O'GORMAN	1:42.879	1	1

↓ Pole

13:45

Diretor de Carrera:

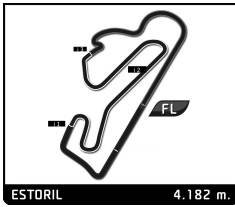
João Pedro Lima



Timekeeper

Jorge Pinto





BeOn JUNIOR CUP

ESBK CIRCUITO DO ESTORIL II 30 AGOSTO Y 1 SEP.

CARRERA 1

Vuelta a vuelta

— Vuelta invalidada ■ Mejor Personal ■ Mejor de la sesión B Cruzando por el pit lane

Vlt.	Tiempo	Sector 1	Sector 2	Sector 3	Sector 4	T. Sesión	Vlt.	Tiempo	Sector 1	Sector 2	Sector 3	Sector 4	T. Sesión		
3	JEAN KENTO TURNER						JPN	9	1:45.563	21.354	26.755	24.193	33.261	15:54.647	
	ILUSION RACING						BeOn	10	1:45.798	21.270	26.801	24.319	33.408	17:40.445	
1	1:52.298	26.546	27.514	24.803	33.435	1:52.298	11	1:46.705	21.126	26.814	25.041	33.724	19:27.150		
2	1:47.460	22.120	27.371	24.612	33.357	3:39.758	12	1:47.411	21.515	27.497	24.601	33.798	21:14.561		
3	1:46.670	21.544	27.250	24.479	33.397	5:26.428	13	1:46.347	21.629	27.323	24.171	33.224	23:00.908		
4	1:46.657	21.437	27.187	24.526	33.507	7:13.085	14	1:46.547	21.108	26.919	25.223	33.297	24:47.455		
5	1:47.237	21.584	27.209	24.693	33.751	9:00.322	15	1:46.609	21.392	27.820	24.093	33.304	26:34.064		
6	1:47.124	21.603	27.245	24.513	33.763	10:47.446									
7	1:46.822	21.491	27.210	24.460	33.661	12:34.268									
8	1:47.076	21.667	27.305	24.438	33.666	14:21.344									
9	1:46.571	21.568	27.094	24.386	33.523	16:07.915									
10	1:46.703	21.461	27.060	24.542	33.640	17:54.618									
11	1:46.906	21.448	27.075	24.506	33.877	19:41.524									
12	1:46.174	21.411	26.981	24.346	33.436	21:27.698									
13	1:46.322	21.404	26.952	24.504	33.462	23:14.020									
14	1:46.949	21.552	27.068	24.689	33.640	25:00.969									
15	1:46.564	21.354	27.253	24.489	33.468	26:47.533									
7	DAVID JIMENEZ						ESP	32	MARCOS LUDENA						ESP
	IGAXTEAM						BeOn		ASPAR KSB TECHNICAL ACADEMY						BeOn
1	1:52.256	26.273	27.502	24.539	33.942	1:52.256	1	1:52.055	26.401	27.434	24.558	33.662	1:52.055		
2	1:45.819	21.456	26.869	24.432	33.062	3:38.075	2	1:45.536	21.419	26.895	24.103	33.119	3:37.591		
3	1:46.047	21.316	26.960	24.603	33.168	5:24.122	3	1:45.502	21.220	26.834	24.224	33.224	5:23.093		
4	1:45.591	21.286	26.971	24.277	33.057	7:09.713	4	1:45.362	21.168	26.787	24.174	33.233	7:08.455		
5	1:45.717	21.195	27.061	24.386	33.075	8:55.430	5	1:45.678	21.289	26.888	24.216	33.285	8:54.133		
							6	1:45.445	21.284	26.783	24.148	33.230	10:39.578		
							7	1:45.371	21.241	26.853	24.045	33.232	12:24.949		
							8	1:45.486	21.258	26.847	24.177	33.204	14:10.435		
							9	1:45.252	21.408	26.665	24.140	33.039	15:55.687		
							10	1:45.247	21.222	26.745	24.177	33.103	17:40.934		
							11	1:46.165	21.182	26.742	24.332	33.909	19:27.099		
							12	1:47.526	21.444	27.560	24.705	33.817	21:14.625		
							13	1:46.628	21.673	27.325	24.296	33.334	23:01.253		
							14	1:46.018	21.135	26.672	24.582	33.629	24:47.271		
							15	1:46.765	21.452	28.083	24.171	33.059	26:34.036		
11	JOHANN REEVES EMMANUEL						IND	34	JACOBO HINOJOSA						ESP
	ILUSION RACING						BeOn		QRG CERRO-GROUP						BeOn
1	1:53.184	26.959	27.399	25.133	33.693	1:53.184	1	1:51.174	25.947	27.252	24.588	33.387	1:51.174		
2	1:48.815	22.445	27.521	24.743	34.106	3:41.999	2	1:46.515	21.376	27.166	24.510	33.463	3:37.689		
3	1:47.919	21.717	27.497	24.805	33.900	5:29.918	3	1:46.454	21.403	27.047	24.553	33.451	5:24.143		
4	1:48.149	21.817	27.610	24.819	33.903	7:18.067	4	1:46.988	21.888	27.175	24.495	33.430	7:11.131		
5	1:48.020	21.795	27.504	24.864	33.857	9:06.087	5	1:46.851	21.403	27.300	24.627	33.521	8:57.982		
6	1:48.247	21.877	27.477	25.072	33.821	10:54.334	6	1:47.271	21.531	27.351	24.684	33.705	10:45.253		
7	1:48.149	21.609	28.200	24.770	33.570	12:42.483	7	1:46.853	21.582	27.252	24.580	33.439	12:32.106		
8	1:49.862	23.135	27.593	25.026	34.108	14:32.345	8	1:47.189	21.493	27.357	24.521	33.818	14:19.295		
17	PEDRO ALOMAR						ESP	9	1:47.017	21.527	27.153	24.841	33.496	16:06.312	
	IGAXTEAM						BeOn	10	1:46.989	21.577	27.321	24.533	33.558	17:53.301	
1	2:11.525	25.358	26.836	24.148	55.183	2:11.525	11	1:46.910	21.426	27.208	24.549	33.727	19:40.211		
2	1:55.386	23.886	30.941	26.260	34.299	4:06.911	12	1:46.623	21.482	27.215	24.443	33.483	21:26.834		
3	1:50.384	22.234	28.163	25.578	34.409	5:57.295	13	1:46.776	21.576	27.182	24.505	33.513	23:13.610		
4	1:50.712	22.133	28.913	25.472	34.194	7:48.007	14	1:47.007	21.557	27.287	24.500	33.663	25:00.617		
5	1:50.303	22.069	28.276	25.418	34.540	9:38.310	15	1:46.680	21.475	27.308	24.433	33.464	26:47.297		
6	1:49.910	22.105	28.095	25.504	34.206	11:28.220									
18	PABLO OLIVARES						ESP	54	JESUS RIOS						ESP
	QRG CERRO -GROUP						BeOn		MRE TALENT						BeOn
1	1:50.848	25.993	26.578	24.072	34.205	1:50.848	1	1:49.941	25.796	26.728	23.952	33.465	1:49.941		
2	1:45.148	21.132	26.777	24.091	33.148	3:35.996	2	1:43.748	20.952	26.578	23.777	32.441	3:33.689		
3	1:44.620	21.113	26.636	24.020	32.851	5:20.616	3	1:44.664	20.967	26.477	23.864	33.356	5:18.353		
4	1:45.203	21.165	26.728	24.046	33.264	7:05.819	4	1:44.159	20.929	26.575	23.872	32.783	7:02.512		
5	1:45.709	21.180	26.843	24.209	33.477	8:51.528	5	1:44.546	21.057	26.694	23.840	32.955	8:47.058		
6	1:45.905	21.305	26.822	24.304	33.474	10:37.433	6	1:44.738	21.288	26.668	23.883	32.899	10:31.796		
7	1:45.758	21.259	26.866	24.324	33.309	12:23.191	7	1:44.441	21.045	26.622	23.849	32.925	12:16.237		
8	1:45.893	21.323	26.925	24.264	33.381	14:09.084	8	1:44.748	21.427	26.690	23.882	32.749	14:00.985		
							9	1:44.018	20.987	26.560	23.853	32.618	15:45.003		
							10	1:44.475	21.189	26.555	24.025	32.706	17:29.478		
							11	1:44.311	21.063	26.608	23.893	32.747	19:13.789		



BeOn JUNIOR CUP

ESBK CIRCUITO DO ESTORIL II 30 AGOSTO Y 1 SEP.

CARRERA 1

Vuelta a vuelta

— Vuelta invalidada ■ Mejor Personal ■ Mejor de la sesión B Cruzando por el pit lane

Vlt.	Tiempo	Sector 1	Sector 2	Sector 3	Sector 4	T. Sesión	Vlt.	Tiempo	Sector 1	Sector 2	Sector 3	Sector 4	T. Sesión
12	1:44.011	20.975	26.514	23.874	32.648	20:57.800	15	1:44.012	20.950	26.430	23.714	32.918	26:09.124
13	1:43.883	20.857	26.517	23.841	32.668	22:41.683							
14	1:43.840	20.893	26.499	23.757	32.691	24:25.523							
15	1:43.732	20.981	26.505	23.779	32.467	26:09.255							

67 CASEY JAMES O'GORMAN

IRL
SUPERHUGO 44 TEAM BeOn

1	1:48.808	25.452	26.835	23.843	32.678	1:48.808
2	1:44.058	21.024	26.720	23.763	32.551	3:32.866
3	1:43.787	20.944	26.593	23.705	32.545	5:16.653
4	1:43.892	20.968	26.630	23.652	32.642	7:00.545
5	1:43.633	20.846	26.566	23.707	32.514	8:44.178
6	1:43.972	20.806	26.639	23.780	32.747	10:28.150
7	1:44.169	20.984	26.668	23.766	32.751	12:12.319
8	1:44.240	20.866	26.651	23.906	32.817	13:56.559
9	1:44.175	21.138	26.565	23.764	32.708	15:40.734
10	1:44.102	20.991	26.554	23.802	32.755	17:24.836
11	1:44.460	20.954	26.760	23.877	32.869	19:09.296
12	1:44.223	21.028	26.544	23.904	32.747	20:53.519
13	1:43.725	20.815	26.559	23.649	32.702	22:37.244
14	1:44.315	20.823	26.660	23.907	32.925	24:21.559
15	1:44.631	20.892	26.672	24.013	33.054	26:06.190

70 IAROSLAV KARPUSHIN

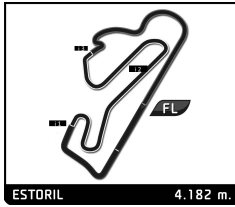
EST
FRANDO RACING VHC TEAM LIQUI BeOn

1	1:49.238	25.058	26.818	24.162	33.200	1:49.238
2	1:44.245	21.077	26.428	23.969	32.771	3:33.483
3	1:44.817	20.888	26.594	24.300	33.035	5:18.300
4	1:44.717	21.259	26.669	23.939	32.850	7:03.017
5	1:44.452	21.010	26.611	23.889	32.942	8:47.469
6	1:44.572	21.114	26.609	24.012	32.837	10:32.041
7	1:44.498	21.015	26.524	24.012	32.947	12:16.539
8	1:44.632	21.076	26.627	24.177	32.752	14:01.171
9	1:44.324	21.143	26.426	23.962	32.793	15:45.495
10	1:44.271	20.940	26.421	24.109	32.801	17:29.766
11	1:44.314	21.005	26.539	24.026	32.744	19:14.080
12	1:44.354	20.966	26.412	24.118	32.858	20:58.434
13	1:43.862	20.774	26.464	23.938	32.686	22:42.296
14	1:45.331	21.215	26.629	24.197	33.290	24:27.627
15	1:46.023	21.117	26.920	24.536	33.450	26:13.650

94 FACUNDO ANDRES LLAMBIAS

URU
BeOn

1	1:48.677	25.156	26.644	23.943	32.934	1:48.677
2	1:44.570	21.367	26.576	23.829	32.798	3:33.247
3	1:46.145	22.851	26.668	23.881	32.745	5:19.392
4	1:43.918	21.219	26.360	23.647	32.692	7:03.310
5	1:44.096	21.171	26.391	23.709	32.825	8:47.406
6	1:44.994	21.964	26.549	23.803	32.678	10:32.400
7	1:44.004	20.948	26.483	23.844	32.729	12:16.404
8	1:44.197	20.975	26.496	23.769	32.957	14:00.601
9	1:44.364	21.150	26.472	23.719	33.023	15:44.965
10	1:44.430	21.054	26.504	23.827	33.045	17:29.395
11	1:44.056	21.002	26.468	23.713	32.873	19:13.451
12	1:43.906	20.947	26.413	23.740	32.806	20:57.357
13	1:43.769	20.971	26.397	23.618	32.783	22:41.126
14	1:43.986	21.023	26.437	23.703	32.823	24:25.112



BeOn JUNIOR CUP

ESBK CIRCUITO DO ESTORIL II 30 AGOSTO Y 1 SEP.

CARRERA 1

Mejores tiempos de sector

Pos	Sector 1		Sector 2		Sector 3		Sector 4		Pos	Nº	Vuelta Ideal	Mejor Vuelta	
	Nº Piloto	Tiempo	Nº Piloto	Tiempo	Nº Piloto	Tiempo	Nº Piloto	Tiempo					
1	70 I.KARPUSHIN	20.774	94 F.LLAMBIAS	26.360	94 F.LLAMBIAS	23.618	54 J.RIOS	32.441	1	67	1:43.513	1:43.633	(1)
2	67 C.O'GORMAN	20.806	70 I.KARPUSHIN	26.412	67 C.O'GORMAN	23.649	67 C.O'GORMAN	32.514	2	54	1:43.532	1:43.732	(2)
3	54 J.RIOS	20.857	54 J.RIOS	26.477	54 J.RIOS	23.757	94 F.LLAMBIAS	32.678	3	94	1:43.603	1:43.769	(3)
4	94 F.LLAMBIAS	20.947	67 C.O'GORMAN	26.544	70 I.KARPUSHIN	23.889	70 I.KARPUSHIN	32.686	4	70	1:43.761	1:43.862	(4)
5	18 P.OLIVARES	21.108	18 P.OLIVARES	26.578	18 P.OLIVARES	24.020	18 P.OLIVARES	32.851	5	18	1:44.557	1:44.620	(5)
6	32 M.LUDEÑA	21.135	32 M.LUDEÑA	26.665	32 M.LUDEÑA	24.045	32 M.LUDEÑA	33.039	6	32	1:44.884	1:45.247	(6)
7	7 D.JIMENEZ	21.195	17 P.ALOMAR	26.836	17 P.ALOMAR	24.148	7 D.JIMENEZ	33.057	7	7	1:45.398	1:45.591	(7)
8	3 J.TURNER	21.354	7 D.JIMENEZ	26.869	7 D.JIMENEZ	24.277	3 J.TURNER	33.357	8	3	1:46.009	1:46.174	(8)
9	34 J.HINOJOSA	21.376	3 J.TURNER	26.952	3 J.TURNER	24.346	34 J.HINOJOSA	33.387	9	34	1:46.243	1:46.454	(9)
10	11 J.EMMANUEL	21.609	34 J.HINOJOSA	27.047	34 J.HINOJOSA	24.433	11 J.EMMANUEL	33.570	10	17	1:47.247	1:49.910	(11)
11	17 P.ALOMAR	22.069	11 J.EMMANUEL	27.399	11 J.EMMANUEL	24.743	17 P.ALOMAR	34.194	11	11	1:47.321	1:47.919	(10)



BeOn JUNIOR CUP
ESBK CIRCUITO DO ESTORIL II 30 AGOSTO Y 1 SEP.
CARRERA 1

Planing

Nº	Pos	Parrilla	Vit.														
			1	2	3	4	5	6	7	8	9	10	11	12	13	14	15
67	1	67	94	67	67	67	67	67	67	67	67	67	67	67	67	67	67
54	2	54	67	94	70	54	54	54	54	94	94	94	94	94	94	94	94
94	3	94	70	70	54	70	94	70	94	54	54	54	54	54	54	54	54
70	4	70	54	54	94	94	70	94	70	70	70	70	70	70	70	70	70
18	5	18	18	18	18	18	18	18	18	18	18	18	32	18	18	32	32
7	6	7	34	32	32	32	32	32	32	32	32	32	18	32	32	18	18
17	7	17	32	34	7	7	7	34	34	34	34	34	34	34	34	34	34
32	8	32	7	7	34	34	34	3	3	3	3	3	3	3	3	3	3
34	9	34	3	3	3	3	3	11	11								
3	10	3	11	11	11	11	11	17									
11	11	11	17	17	17	17	17										

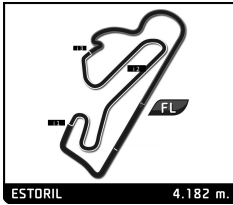


BeOn JUNIOR CUP

ESBK CIRCUITO DO ESTORIL II 30 AGOSTO Y 1 SEP.
Después de CARRERA 1

Velocidad máxima del evento

Nº Piloto	Equipo	Moto	Clase	V.Max	Vit.	Sesión
70 IAROSLAV KARPUSHIN	FRANCO RACING VHC TEAM LIQUI MOLY	BeOn		253.2	3	ENTRENAMIENTO CR
32 MARCOS LUDEÑA	ASPAR KSB TECHNICAL ACADEMY	BeOn		250.9	3	ENTRENAMIENTO CR
67 CASEY JAMES O'GORMAN	SUPERHUGO 44 TEAM	BeOn		250.9	2	ENTRENAMIENTO CR
3 JEAN KENTO TURNER	ILUSION RACING	BeOn		249.8	2	CARRERA 1
7 DAVID JIMENEZ	IGAXTEAM	BeOn		249.8	4	ENTRENAMIENTO CR
94 FACUNDO ANDRES LLAMBIAS		BeOn		249.8	8	CARRERA 1
54 JESUS RIOS	MRE TALENT	BeOn		246.4	3	CARRERA 1
34 JACOBO HINOJOSA	QRG CERRO-GROUP	BeOn		245.3	5	ENTRENAMIENTO CR
11 JOHANN REEVES EMMANUEL	ILUSION RACING	BeOn		244.3	2	CARRERA 1
17 PEDRO ALOMAR	IGAXTEAM	BeOn		243.7	5	ENTRENAMIENTO CR
18 PABLO OLIVARES	QRG CERRO -GROUP	BeOn		243.7	9	ENTRENAMIENTOS LI

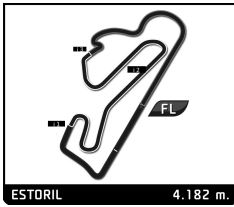


BeOn JUNIOR CUP

ESBK CIRCUITO DO ESTORIL II 30 AGOSTO Y 1 SEP.
CARRERA 1

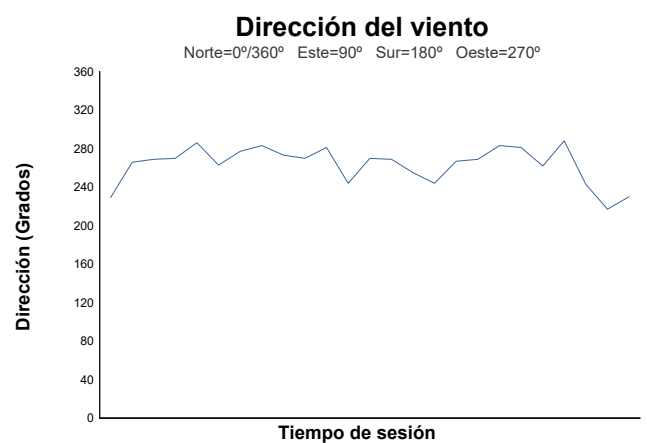
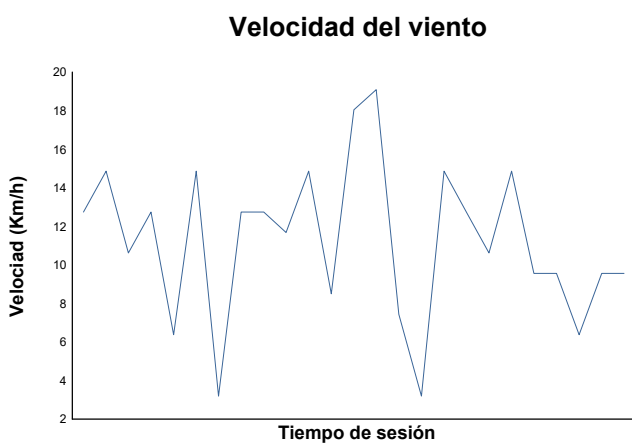
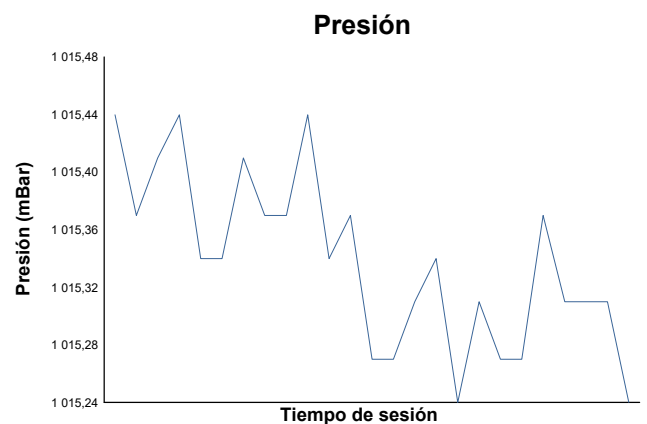
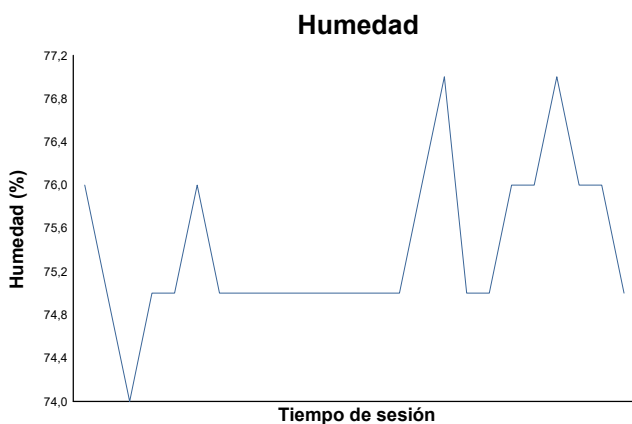
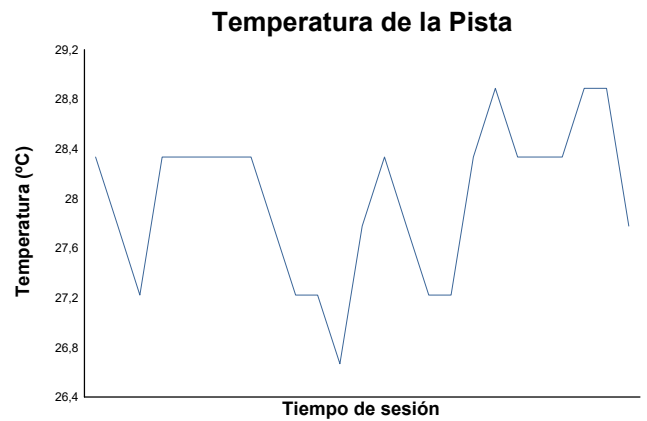
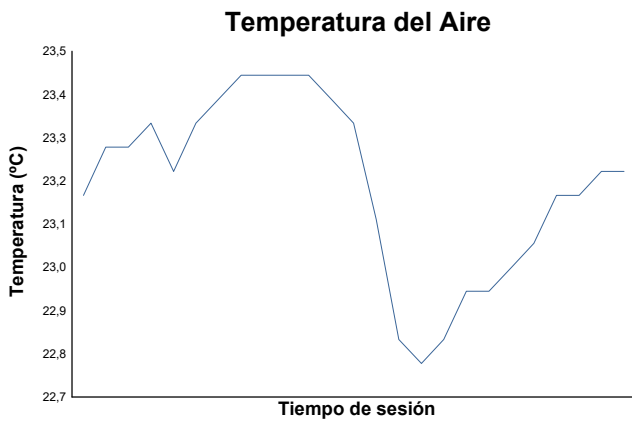
Mejores velocidades máximas

Nº Piloto	Equipo	Clase	V.Max 1		V.Max 2		V.Max 3		V.Max 4		V.Max 5		Pro
			Km/h	Vlt.	Km/h	Vlt.	Km/h	Vlt.	Km/h	Vlt.	Km/h	Vlt.	
70	IAROSLAV KARPUSHIN	FRANCO RACING VHC TEAM LIQUI MOLY	252.7	9	252.1	6	250.9	11	250.9	3	249.2	14	251,2
7	DAVID JIMENEZ	IGAXTEAM	249.8	2	247.6	3	245.9	4	243.7	5	162.2	1	229,8
3	JEAN KENTO TURNER	ILUSION RACING	249.8	2	244.3	4	243.7	14	243.2	15	242.6	13	244,7
94	FACUNDO ANDRES LLAME		249.8	8	247.6	5	245.9	7	245.3	6	245.3	4	246,8
67	CASEY JAMES O'GORMAN	SUPERHUGO 44 TEAM	249.2	2	246.4	9	245.3	8	244.8	11	244.8	6	246,1
32	MARCOS LUDENA	ASPAR KSB TECHNICAL ACADEMY	247.6	14	247.6	11	247.6	2	247.0	9	246.4	8	247,2
54	JESUS RIOS	MRE TALENT	246.4	3	245.9	4	243.7	11	243.2	9	241.1	2	244,1
11	JOHANN REEVES EMMANIL	ILUSION RACING	244.3	2	243.2	8	242.1	4	241.6	5	241.6	6	242,6
34	JACOBO HINOJOSA	QRG CERRO-GROUP	244.3	2	242.1	4	241.1	8	240.0	3	239.5	6	241,4
18	PABLO OLIVARES	QRG CERRO -GROUP	243.7	4	243.7	2	243.2	9	242.1	8	242.1	5	243,0
17	PEDRO ALOMAR	IGAXTEAM	231.9	5	230.9	4	230.9	6	229.5	3	226.7	2	230,0



ESBK CIRCUITO DO ESTORIL II 30 AGOSTO Y 1 SEP.
BeOn JUNIOR CUP
CARRERA 1

Informe meteorológico



Estado de pista: **SECO**