

Supersport NG

RFME ESBK 2024

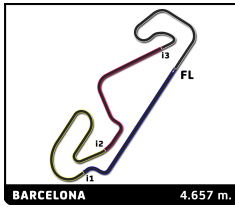
Carrera 2 (16 Laps, 74.5 km.)

Starting Grid

5 D. PEREZ 1:53.425 33	81 P. RAMOS 1:52.093 32	53 C. MALTERRE 1:51.998 34 12
60 I. RUIVINHO MARTINS R 1:51.561 30	97 J. KIM 1:51.057 29	39 A. SANCHEZ 1:51.998 31 11
76 C. DE STEFANO 1:49.805 27	35 P. VENTURINI 1:49.543 26	17 T. KOSTIN 1:50.004 28 10
88 S. PYLYPENKO 1:49.216 24	22 D. VAN ROSMALEN 1:48.978 23	7 D. HERNANDO 1:49.486 25 9
10 L. GAOREKWE 1:48.694 21	61 J. DEL OLMO 1:48.674 20	67 G. CAPOTE DA SILVA 1:48.804 22 8
32 R. VALENTE MARTINS 1:47.920 18	91 T. AKSU 1:47.848 17	58 J. ARMARIO 1:48.185 19 7
55 G. MORENO 1:47.417 15	26 F. RUIZ 1:47.053 14	94 M. BINLADIN 1:47.638 16 6
33 F. REHACEK 1:46.270 12	19 J. DIAZ 1:45.992 11	31 A. GARCIA 1:46.999 13 5
43 H. KHOURI 1:47.516 9	73 J. CRETARO 1:46.334 8	20 M. VAN DER VOORT 1:45.722 10 4
13 D. IOZZO 1:46.436 6	57 F. PALOMERA 1:46.843 5	47 T. VARGA 1:46.988 7 3
16 A. FUERTES 1:45.729 3	37 M. GONZALEZ 1:45.714 2	38 J. RODRIGUEZ 1:46.468 4 2
		4 E. FERNANDEZ 1:45.905 1 1

Pole

Director de Carrera: Rafa Vilarrúbias	Cronometraje: Denís del Pozo
---	--



Supersport NG

RFME ESBK 2024

Carrera 2 (16 Laps, 74.5 km.)

Revised

Classification

No	Rider	Nat	Team	Bike	Tires	Cl.	Laps	Total Time	Gap	Kph	Best Lap		
											Lap	Time	Kph
1	4 Eric FERNANDEZ	ESP	TEAM SPEED RACING		Pirelli	SS600NC	16	28:36.502	-	156.3	6	1:46.646	157.2
2	37 Mauro GONZALEZ	ESP	TEAM SPEED RACING			SS600NC	16	28:39.625	+3.123	156.0	2	1:46.645	157.2
3	20 Melvin VAN DER VOORT	NLD	YAMAHA MS RACING	YAMAHA		SS600NC	16	28:41.514	+5.012	155.8	6	1:46.589	157.3
4	13 Dino IOZZO	RSA	IUM MOTORSPORTS	YAMAHA	Pirelli	STCK600	16	28:46.144	+9.642	155.4	5	1:46.801	157.0
5	73 Jacopo CRETARO	ITA	PS RACING TEAM			STCK600	16	28:46.322	+9.820	155.4	5	1:46.846	156.9
6	19 Joan DIAZ	ESP	PS RACING TEAM		Pirelli	SS600NC	16	28:49.633	+13.131	155.1	6	1:46.960	156.7
7	38 Juan RODRIGUEZ	ESP	I+DENT RACING TEAM		Dunlop	SS600NC	16	28:51.473	+14.971	154.9	5	1:46.862	156.9
8	43 Harry KHOURI	AUS	ANDOTRANS TEAM TORRENTO	YAMAHA	Dunlop	SS600NC	16	28:52.123	+15.621	154.9	4	1:47.408	156.1
9	57 Francisco Javier PALOMERA	ESP	CERBA PROMORACING TEAM	YAMAHA	Dunlop	STCK600	16	28:56.046	+19.544	154.5	5	1:47.671	155.7
10	55 Guillermo Marcel MORENO	MEX		KAWASAKI	Pirelli	SS600NC	16	28:57.488	+20.986	154.4	2	1:47.211	156.4
11	47 Tibor Erik VARGA	HUN	ALMA RACING TEAM	YAMAHA	Pirelli	STCK600	16	28:57.683	+21.181	154.4	2	1:47.282	156.3
12	58 Jose Luis ARMARIO	ESP	SUPERHUGO 44 TEAM	YAMAHA		STCK600	16	29:11.550	+35.048	153.1	3	1:48.477	154.6
13	91 Taiyo AKSU	AUS	ARCO SASH MOTOR UNIVERSITY TEAM	YAMAHA		STCK600	16	29:11.855	+35.353	153.1	3	1:48.188	155.0
14	61 Javier DEL OLMO	ESP	KAWASAKI PALMETO PLRACING	KAWASAKI		STCK600	16	29:12.128	+35.626	153.1	5	1:48.188	155.0
15	22 Declan VAN ROSMALEN	AUS	IUM MOTORSPORTS	YAMAHA	Pirelli	STCK600	16	29:16.381	+39.879	152.7	2	1:48.159	155.0
16	88 Sviatoslav PYLYPENKO	UKR	ANDOTRANS TEAM TORRENTO	YAMAHA		SS600NC	16	29:16.407	+39.905	152.7	5	1:48.809	154.1
17	32 Rodrigo VALENTE MARTINS	POR	ILUSION RACING	YAMAHA	Pirelli	STCK600	16	29:17.045	+40.543	152.7	5	1:48.679	154.3
18	31 Alberto GARCIA	ESP	ADN VG RACING		Pirelli	STCK600	16	29:19.551	+43.049	152.4	2	1:47.190	156.4
19	33 Filip REHACEK	CZE	NEW2 PROJECT	YAMAHA	Pirelli	SS600NC	16	29:24.780	+48.278	152.0	5	1:47.603	155.8
20	7 Diego HERNANDO	ESP	ARCO SASH MOTOR UNIVERSITY TEAM	YAMAHA		STCK600	16	29:40.413	+1:03.911	150.7	5	1:50.119	152.2
21	17 Tymur KOSTIN	UKR		YAMAHA	Pirelli	STCK600	16	29:40.417	+1:03.915	150.7	2	1:49.605	153.0
22	76 Claudio DE STEFANO	ITA	PS RACING TEAM	YAMAHA	Pirelli	STCK600	16	29:42.535	+1:06.033	150.5	5	1:50.274	152.0
23	81 Paola RAMOS	ESP	SUPERHUGO 44 TEAM	YAMAHA	Pirelli	STCK600	16	29:49.546	+1:13.044	149.9	3	1:50.605	151.6
24	39 Adrian Eduardo SANCHEZ	USA		YAMAHA	Pirelli	STCK600	16	29:52.444	+1:15.942	149.7	7	1:51.127	150.9
25	60 Isaac RUIVINHO MARTINS ROSA	POR	TEAM MOTOCLUBE LOULÉ	YAMAHA	Dunlop	STCK600	16	30:19.031	+1:42.529	147.5	2	1:51.615	150.2
26	5 David PEREZ	ESP		YAMAHA	Dunlop	STCK600	16	30:20.549	+1:44.047	147.3	3	1:52.440	149.1

Not classified

67	Gonçalo CAPOTE DA SILVA	POR	EASYRACE TEAM	YAMAHA	Dunlop	STCK600	7	13:10.548			3	1:49.390	153.3
97	Jeong Soo KIM	KOR		YAMAHA	Pirelli	STCK600	7	14:14.017			5	1:53.317	147.9
10	Leungo Kitlano GAOREKWE	RSA	I+DENT RACING TEAM		Dunlop	SS600NC	5	10:01.793			4	1:50.052	152.3
26	Francisco Javier RUIZ	ESP		YAMAHA	Pirelli	STCK600	3	5:28.869			3	1:47.463	156.0
94	Mohammed BINLADIN	SAU		YAMAHA	Pirelli	STCK600							
35	Pier Francesco VENTURINI	ITA		YAMAHA	Pirelli	STCK600							

Not Started

53	Charly MALTERRE	FRA	TEAM ILUSION	YAMAHA		STCK600							
----	-----------------	-----	--------------	--------	--	---------	--	--	--	--	--	--	--

Disqualified

16	Alvaro FUERTES	ESP	PS RACING TEAM		Pirelli	SS600NC	16	28:40.645			8	1:46.588	157.3
----	----------------	-----	----------------	--	---------	---------	----	------------------	--	--	---	-----------------	-------

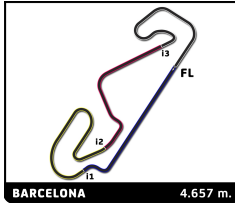
Pole Position:	Eric FERNANDEZ	1:45.905	158.3 Kph
Fastest Lap:	Lap8 Alvaro FUERTES	1:46.588	157.3 Kph

SANCIÓN #16 DESCALIFICACION DE CARRERA POR INCIDENCIA TECNICA

Published at:

Track Status: **DRY**

Director de Carrera: Rafa Vilarrúbias	Cronometraje: Denís del Pozo
---	--



Supersport NG
RFME ESBK 2024
Carrera 2 (16 Laps, 74.5 km.)

Revised

Classification by Class

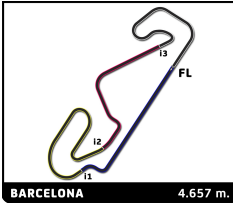
No	Rider	Nat	Team	Bike	Laps	Total Time	Gap	Kph	Best Lap		
									Lap	Time	Kph
SS600NG											
1	4 Eric FERNANDEZ	ESP	TEAM SPEED RACING		16	28:36.502		156.3	6	1:46.646	157.2
2	37 Mauro GONZALEZ	ESP	TEAM SPEED RACING		16	28:39.625	+3.123	156.0	2	1:46.645	157.2
3	20 Melvin VAN DER VOORT	NLD	YAMAHA MS RACING	YAMAHA	16	28:41.514	+5.012	155.8	6	1:46.589	157.3
4	19 Joan DIAZ	ESP	PS RACING TEAM		16	28:49.633	+13.131	155.1	6	1:46.960	156.7
5	38 Juan RODRIGUEZ	ESP	I+DENT RACING TEAM		16	28:51.473	+14.971	154.9	5	1:46.862	156.9
6	43 Harry KHOURI	AUS	ANDOTRANS TEAM TORRENTO	YAMAHA	16	28:52.123	+15.621	154.9	4	1:47.408	156.1
7	55 Guillermo Marcel MORENO	MEX		KAWASAKI	16	28:57.488	+20.986	154.4	2	1:47.211	156.4
8	88 Sviatoslav PYLYPENKO	UKR	ANDOTRANS TEAM TORRENTÓ	YAMAHA	16	29:16.407	+39.905	152.7	5	1:48.809	154.1
9	33 Filip REHACEK	CZE	NEW2 PROJECT	YAMAHA	16	29:24.780	+48.278	152.0	5	1:47.603	155.8
■ Not classified											
10	Leungo Kitlano GAOREKWE	RSA	I+DENT RACING TEAM		5	10:01.793	11 Laps		4	1:50.052	152.3
■ Disqualified											
16	Alvaro FUERTES	ESP	PS RACING TEAM		16	28:40.645	+4.143		8	1:46.588	157.3
STCK600											
1	13 Dino IOZZO	RSA	IUM MOTORSPORTS	YAMAHA	16	28:46.144		155.4	5	1:46.801	157.0
2	73 Jacopo CRETARO	ITA	PS RACING TEAM		16	28:46.322	+0.178	155.4	5	1:46.846	156.9
3	57 Francisco Javier PALOMERA	ESP	CERBA PROMORACING TEAM	YAMAHA	16	28:56.046	+9.902	154.5	5	1:47.671	155.7
4	47 Tibor Erik VARGA	HUN	ALMA RACING TEAM	YAMAHA	16	28:57.683	+11.539	154.4	2	1:47.282	156.3
5	58 Jose Luis ARMARIO	ESP	SUPERHUGO 44 TEAM	YAMAHA	16	29:11.550	+25.406	153.1	3	1:48.477	154.6
6	91 Taiyo AKSU	AUS	ARCO SASH MOTOR UNIVERSITY TEAM	YAMAHA	16	29:11.855	+25.711	153.1	3	1:48.188	155.0
7	61 Javier DEL OLMO	ESP	KAWASAKI PALMETO PLRACING	KAWASAKI	16	29:12.128	+25.984	153.1	5	1:48.188	155.0
8	22 Declan VAN ROSMALEN	AUS	IUM MOTORSPORTS	YAMAHA	16	29:16.381	+30.237	152.7	2	1:48.159	155.0
9	32 Rodrigo VALENTE MARTINS	POR	ILUSION RACING	YAMAHA	16	29:17.045	+30.901	152.7	5	1:48.679	154.3
10	31 Alberto GARCIA	ESP	ADN VG RACING		16	29:19.551	+33.407	152.4	2	1:47.190	156.4
11	7 Diego HERNANDO	ESP	ARCO SASH MOTOR UNIVERSITY TEAM	YAMAHA	16	29:40.413	+54.269	150.7	5	1:50.119	152.2
12	17 Tymur KOSTIN	UKR		YAMAHA	16	29:40.417	+54.273	150.7	2	1:49.605	153.0
13	76 Claudio DE STEFANO	ITA	PS RACING TEAM	YAMAHA	16	29:42.535	+56.391	150.5	5	1:50.274	152.0
14	81 Paola RAMOS	ESP	SUPERHUGO 44 TEAM	YAMAHA	16	29:49.546	+103.402	149.9	3	1:50.605	151.6
15	39 Adrian Eduardo SANCHEZ	USA		YAMAHA	16	29:52.444	+106.300	149.7	7	1:51.127	150.9
16	60 Isaac RUIVINHO MARTINS ROSA	POR	TEAM MOTOCLUBE LOULÉ	YAMAHA	16	30:19.031	+132.887	147.5	2	1:51.615	150.2
17	5 David PEREZ	ESP		YAMAHA	16	30:20.549	+134.405	147.3	3	1:52.440	149.1
■ Not classified											
67	Gonçalo CAPOTE DA SILVA	POR	EASYRACE TEAM	YAMAHA	7	13:10.548	9 Laps		3	1:49.390	153.3
97	Jeong Soo KIM	KOR		YAMAHA	7	14:14.017	9 Laps		5	1:53.317	147.9
26	Francisco Javier RUIZ	ESP		YAMAHA	3	5:28.869	13 Laps		3	1:47.463	156.0
94	Mohammed BINLADIN	SAU		YAMAHA			16 Laps				
35	Pier Francesco VENTURINI	ITA		YAMAHA			16 Laps				
■ Not Started											
53	Charly MALTERRE	FRA	TEAM ILUSION	YAMAHA			16 Laps				

SANCIÓN #16 DESCALIFICACION DE CARRERA POR INCIDENCIA TECNICA

Published at:

Track Status: **DRY**

<p>Director de Carrera: Rafa Vilarrúbias</p>	<p>Cronometraje: Denis del Pozo</p>
---	--

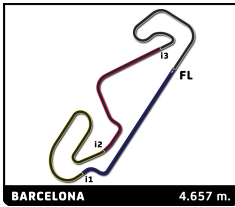


Supersport NG
RFME ESBK 2024
Carrera 2

Revised

Lap Chart

No	Pos	Grid	Lap															
			1	2	3	4	5	6	7	8	9	10	11	12	13	14	15	16
4	1	4	37	37	37	37	37	37	37	37	37	37	37	37	37	37	37	4
37	2	37	13	13	4	4	4	4	4	4	4	4	4	4	4	4	4	37
16	3	16	4	4	16	16	20	20	20	20	16	16	16	16	16	16	16	16
38	4	38	16	16	38	20	16	16	16	16	20	20	20	20	20	20	20	20
57	5	57	38	38	20	38	38	38	13	13	13	13	13	13	13	13	13	13
13	6	13	73	73	13	13	13	13	73	73	73	73	73	73	73	73	73	73
47	7	47	20	20	73	73	73	73	38	38	38	38	38	38	19	19	19	19
73	8	73	47	47	31	31	31	31	43	19	19	19	19	19	38	38	38	38
43	9	43	31	31	47	47	55	55	47	43	43	43	43	43	43	43	43	43
20	10	20	19	55	55	55	47	47	55	55	47	47	47	31	57	57	57	57
19	11	19	55	43	43	43	43	43	31	47	55	55	55	47	31	31	31	55
33	12	33	43	26	26	19	19	19	31	31	31	31	31	57	47	55	55	47
31	13	31	57	19	57	57	57	57	57	57	57	57	57	55	55	47	47	58
26	14	26	61	57	19	91	91	61	61	61	61	61	91	91	61	91	61	91
55	15	55	91	61	61	61	61	61	91	91	91	91	61	61	91	61	91	58
94	16	94	26	91	91	58	58	58	58	58	58	58	58	58	58	58	91	22
91	17	91	58	58	58	22	22	22	32	32	32	32	32	32	22	22	22	88
32	18	32	67	22	22	32	32	32	22	22	22	22	22	22	32	88	88	32
58	19	58	32	32	32	67	67	88	88	88	88	88	88	88	88	32	32	31
61	20	61	22	67	67	88	88	67	17	76	7	7	33	33	33	33	33	33
10	21	10	88	88	88	17	17	17	76	7	76	76	7	7	17	17	17	7
67	22	67	7	17	17	76	76	76	7	17	17	33	76	17	7	7	7	17
22	23	22	76	7	76	7	7	7	81	81	33	17	17	76	76	76	76	76
88	24	88	17	76	7	81	81	81	39	33	81	81	81	81	81	81	81	81
7	25	7	39	39	81	39	39	39	33	39	39	39	39	39	39	39	39	39
35	26	35	81	81	39	5	5	33	67	5	5	5	5	5	60	60	5	60
76	27	76	60	60	60	60	60	5	60	60	60	60	60	60	5	5	60	5
17	28	17	5	5	5	33	33	60	5									
97	29	97	10	10	10	10	10	10	97	97								
60	30	60	33	33	33	97	97											
39	31	39	97	97														
81	32	81																
5	33	5																
53	34	53																

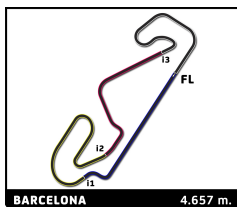


Supersport NG
RFME ESBK 2024
Carrera 2

Revised

Best Sector Times

Sector 1			Sector 2			Sector 3			Pos	No Rider	Ideal Lap	Best Lap
Pos	No Rider	Time	No Rider	Time	No Rider	Time						
1	55 G.MORENO	18.584	37 M.GONZALEZ	33.079	37 M.GONZALEZ	22.001	1	20 M.VAN DER VOORT	1:46.263	1:46.589	(2)	
2	4 E.FERNANDEZ	18.707	19 J.DIAZ	33.111	4 E.FERNANDEZ	22.003	2	37 M.GONZALEZ	1:46.308	1:46.645	(3)	
3	20 M.VAN DER VOORT	18.712	73 J.CRETARO	33.162	20 M.VAN DER VOORT	22.013	3	4 E.FERNANDEZ	1:46.437	1:46.646	(4)	
4	38 J.RODRIGUEZ	18.742	20 M.VAN DER VOORT	33.166	16 A.FUERTES	22.071	4	16 A.FUERTES	1:46.519	1:46.588	(1)	
5	37 M.GONZALEZ	18.758	31 A.GARCIA	33.169	13 D.IOZZO	22.103	5	19 J.DIAZ	1:46.632	1:46.960	(8)	
6	16 A.FUERTES	18.761	16 A.FUERTES	33.175	19 J.DIAZ	22.115	6	73 J.CRETARO	1:46.668	1:46.846	(6)	
7	13 D.IOZZO	18.821	13 D.IOZZO	33.179	38 J.RODRIGUEZ	22.151	7	38 J.RODRIGUEZ	1:46.722	1:46.862	(7)	
8	19 J.DIAZ	18.872	55 G.MORENO	33.218	43 H.KHOURI	22.224	8	13 D.IOZZO	1:46.753	1:46.801	(5)	
9	33 F.REHACEK	18.880	4 E.FERNANDEZ	33.228	73 J.CRETARO	22.226	9	55 G.MORENO	1:46.825	1:47.211	(10)	
10	47 T.VARGA	18.891	47 T.VARGA	33.239	47 T.VARGA	22.245	10	31 A.GARCIA	1:46.884	1:47.190	(9)	
11	31 A.GARCIA	18.893	38 J.RODRIGUEZ	33.250	26 F.RUIZ	22.279	11	47 T.VARGA	1:47.031	1:47.282	(11)	
12	73 J.CRETARO	18.899	22 D.VAN ROSMALEN	33.310	57 F.PALOMERA	22.291	12	43 H.KHOURI	1:47.269	1:47.408	(12)	
13	57 F.PALOMERA	18.980	43 H.KHOURI	33.322	33 F.REHACEK	22.296	13	33 F.REHACEK	1:47.277	1:47.603	(14)	
14	43 H.KHOURI	18.992	26 F.RUIZ	33.364	31 A.GARCIA	22.337	14	26 F.RUIZ	1:47.374	1:47.463	(13)	
15	26 F.RUIZ	19.046	32 R.VALENTE MARTINS	33.365	55 G.MORENO	22.353	15	57 F.PALOMERA	1:47.487	1:47.671	(15)	
16	22 D.VAN ROSMALEN	19.122	91 T.AKSU	33.420	61 J.DEL OLMO	22.462	16	91 T.AKSU	1:48.010	1:48.188	(18)	
17	67 G.CAPOTE DA SILVA	19.130	57 F.PALOMERA	33.423	88 S.PYLYPENKO	22.525	17	22 D.VAN ROSMALEN	1:48.030	1:48.159	(16)	
18	91 T.AKSU	19.272	33 F.REHACEK	33.455	58 J.ARMARIO	22.536	18	61 J.DEL OLMO	1:48.097	1:48.188	(17)	
19	32 R.VALENTE MARTINS	19.300	61 J.DEL OLMO	33.460	91 T.AKSU	22.542	19	58 J.ARMARIO	1:48.359	1:48.477	(19)	
20	61 J.DEL OLMO	19.308	58 J.ARMARIO	33.551	10 L.GAOREKWE	22.607	20	32 R.VALENTE MARTINS	1:48.377	1:48.679	(20)	
21	88 S.PYLYPENKO	19.309	67 G.CAPOTE DA SILVA	33.731	35 P.VENTURINI	22.624	21	88 S.PYLYPENKO	1:48.643	1:48.809	(21)	
22	58 J.ARMARIO	19.346	88 S.PYLYPENKO	33.814	22 D.VAN ROSMALEN	22.642	22	67 G.CAPOTE DA SILVA	1:48.809	1:49.390	(22)	
23	39 A.SANCHEZ	19.471	17 T.KOSTIN	33.838	32 R.VALENTE MARTINS	22.652	23	17 T.KOSTIN	1:49.554	1:49.605	(23)	
24	10 L.GAOREKWE	19.472	81 P.RAMOS	34.043	67 G.CAPOTE DA SILVA	22.675	24	10 L.GAOREKWE	1:49.806	1:50.052	(24)	
25	17 T.KOSTIN	19.473	10 L.GAOREKWE	34.077	7 D.HERNANDO	22.781	25	7 D.HERNANDO	1:49.967	1:50.119	(25)	
26	7 D.HERNANDO	19.483	7 D.HERNANDO	34.125	17 T.KOSTIN	22.805	26	76 C.DE STEFANO	1:50.160	1:50.274	(26)	
27	81 P.RAMOS	19.586	76 C.DE STEFANO	34.172	76 C.DE STEFANO	22.930	27	81 P.RAMOS	1:50.269	1:50.605	(27)	
28	76 C.DE STEFANO	19.625	35 P.VENTURINI	34.272	39 A.SANCHEZ	23.053	28	39 A.SANCHEZ	1:50.687	1:51.127	(28)	
29	60 I.RUIVINHO MARTINS ROSA	19.887	39 A.SANCHEZ	34.308	81 P.RAMOS	23.202	29	60 I.RUIVINHO MARTINS ROSA	1:51.615	1:51.615	(29)	
30	97 J.KIM	19.908	60 I.RUIVINHO MARTINS ROSA	34.473	5 D.PEREZ	23.220	30	5 D.PEREZ	1:52.150	1:52.440	(30)	
31	5 D.PEREZ	20.035	5 D.PEREZ	34.835	60 I.RUIVINHO MARTINS ROSA	23.304	31	97 J.KIM	1:52.862	1:53.317	(31)	

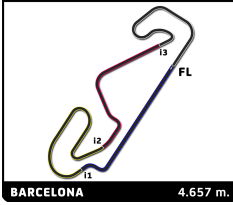


Supersport NG RFME ESBK 2024 Carrera 2

Revised

Best Top Speed

No Rider	Team	Class	Top 1		Top 2		Top 3		Top 4		Top 5		Avg
			Kph	Lap	Kph	Lap	Kph	Lap	Kph	Lap	Kph	Lap	
20 Melvin VAN DER VOORT	YAMAHA MS RACING	SS600NG	278.8	2	275.9	6	275.9	5	275.2	8	275.2	4	276.2
55 Guillermo Marcel MORENO		SS600NG	278.1	4	274.5	11	273.9	5	273.2	2	272.5	13	274.4
4 Eric FERNANDEZ	TEAM SPEED RACING	SS600NG	276.6	2	273.9	3	272.5	4	271.8	6	271.1	15	273.2
13 Dino IOZZO	IUM MOTORSPORTS	STCK600	276.6	7	274.5	4	273.9	6	271.8	5	267.8	3	272.9
43 Harry KHOURI	ANDOTRANS TEAM TORRENTO	SS600NG	276.6	7	271.8	6	271.1	2	270.4	10	269.8	3	271.9
38 Juan RODRIGUEZ	I+DENT RACING TEAM	SS600NG	275.9	7	275.9	3	275.9	2	275.2	6	274.5	5	275.5
73 Jacopo CRETARO	PS RACING TEAM	STCK600	275.9	2	270.4	4	269.1	7	269.1	3	267.8	6	270.5
47 Tibor Erik VARGA	ALMA RACING TEAM	STCK600	275.2	2	274.5	9	272.5	16	272.5	15	272.5	6	273.4
19 Joan DIAZ	PS RACING TEAM	SS600NG	274.5	2	273.2	7	271.8	8	269.8	13	269.8	6	271.8
16 Alvaro FUERTES	PS RACING TEAM	SS600NG	273.2	2	272.5	5	272.5	4	272.5	3	271.1	9	272.4
31 Alberto GARCIA	ADN VG RACING	STCK600	271.8	9	269.8	2	267.8	3	267.1	11	266.5	8	268.6
33 Filip REHACEK	NEW2 PROJECT	SS600NG	271.8	6	269.8	9	269.8	4	267.1	10	267.1	8	269.1
22 Declan VAN ROSMALEN	IUM MOTORSPORTS	STCK600	271.1	2	267.8	4	267.8	3	265.2	6	265.2	5	267.4
26 Francisco Javier RUIZ		STCK600	271.1	2	265.8	3	228.9	1					255.3
88 Sviatoslav PLYPENKO	ANDOTRANS TEAM TORRENTÓ	SS600NG	271.1	6	267.1	14	263.9	3	263.2	11	263.2	5	265.7
58 Jose Luis ARMARIO	SUPERHUGO 44 TEAM	STCK600	270.4	2	265.2	3	264.5	4	263.9	5	263.2	6	265.4
37 Mauro GONZALEZ	TEAM SPEED RACING	SS600NG	269.8	8	269.8	7	269.8	6	269.1	11	269.1	10	269.5
91 Taiyo AKSU	ARCO SASH MOTOR UNIVERSITY TEAM	STCK600	269.8	4	266.5	3	262.6	10	262.6	7	262.0	2	264.7
67 Gonçalo CAPOTE DA SILVA	EASYRACE TEAM	STCK600	269.1	3	268.4	2	268.4	4	267.8	5	266.5	6	268.0
32 Rodrigo VALENTE MARTINS	ILUSION RACING	STCK600	268.4	2	263.9	3	263.2	6	262.0	7	262.0	5	263.9
57 Francisco Javier PALOMERA	CERBA PROMORACING TEAM	STCK600	268.4	4	268.4	3	268.4	2	267.8	11	267.8	5	268.2
81 Paola RAMOS	SUPERHUGO 44 TEAM	STCK600	268.4	2	267.1	4	267.1	3	266.5	5	265.8	6	267.0
10 Leungo Kitlano GAOREKWE	I+DENT RACING TEAM	SS600NG	265.8	5	262.0	4	261.3	3	259.5	2	235.3	1	256.8
17 Tymur KOSTIN		STCK600	265.8	3	265.2	2	263.9	11	263.2	4	262.0	9	264.0
61 Javier DEL OLMO	KAWASAKI PALMETO PLRACING	STCK600	265.2	5	263.9	6	263.9	4	263.9	3	263.9	2	264.2
39 Adrian Eduardo SANCHEZ		STCK600	264.5	4	263.9	6	263.2	2	262.6	9	262.6	5	263.4
76 Claudio DE STEFANO	PS RACING TEAM	STCK600	264.5	3	263.2	8	262.6	7	262.6	2	262.0	13	263.0
7 Diego HERNANDO	ARCO SASH MOTOR UNIVERSITY TEAM	STCK600	262.0	2	261.3	16	260.7	6	260.1	9	260.1	5	260.8
60 Isaac RUIVINHO MARTINS	RTEAM MOTOCLUBE LOULÉ	STCK600	260.7	2	257.6	3	257.0	13	256.4	10	254.0	7	257.1
97 Jeong Soo KIM		STCK600	258.2	2	257.0	5	256.4	3	256.4	4	256.4	6	256.9
5 David PEREZ		STCK600	254.6	8	254.6	4	254.0	3	254.0	2	252.3	5	253.9
35 Pier Francesco VENTURINI		STCK600											
53 Charly MALTERRE	TEAM ILUSION	STCK600											
94 Mohammed BINLADIN		STCK600											

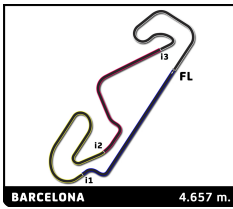


Supersport NG
RFME ESBK 2024
Carrera 2

Revised

Fastest Lap Sequence


Elapsed	No Rider	Team	Bike	Class	Time	Kph	Lap
3:35.984	37 Mauro GONZALEZ	TEAM SPEED RACING		SS600NG	1:46.645	157.2	2
8:58.911	20 Melvin VAN DER VOORT	YAMAHA MS RACING	YAMAHA	SS600NG	1:46.601	157.3	5
10:45.500	20 Melvin VAN DER VOORT	YAMAHA MS RACING	YAMAHA	SS600NG	1:46.589	157.3	6
14:19.555	16 Alvaro FUERTES	PS RACING TEAM		SS600NG	1:46.588	157.3	8



Supersport NG
RFME ESBK 2024
Carrera 2
Sector Analysis

— Invalidated Lap ■ Personal Best ■ Session Best B Crossing the pit lane

Lap	Time	Sector 1	Sector 2	Sector 3	Sector 4	T.Spd	Lap	Time	Sector 1	Sector 2	Sector 3	Sector 4	T.Spd		
4	Eric FERNANDEZ						ESP	13	Dino IOZZO						RSA
TEAM SPEED RACING							IUM MOTORSPORTS							YAMAHA	
1	1:50.715	22.119	33.646	22.267	32.683	232.8	1	1:50.281	21.755	33.310	22.353	32.863	235.3		
2	1:47.079	18.867	33.230	22.191	32.791	276.6	2	1:47.349	19.062	33.237	22.289	32.761	265.8		
3	1:47.079	18.867	33.334	22.174	32.704	273.9	3	1:48.085	19.298	33.530	22.508	32.749	267.8		
4	1:46.868	18.758	33.268	22.154	32.688	272.5	4	1:47.231	18.880	33.429	22.230	32.692	274.5		
5	1:46.894	18.789	33.278	22.105	32.722	270.4	5	1:46.801	18.856	33.179	22.103	32.663	271.8		
6	1:46.646	18.760	33.228	22.003	32.655	271.8	6	1:46.957	18.914	33.236	22.157	32.650	273.9		
7	1:46.849	18.708	33.352	22.158	32.631	271.1	7	1:46.989	18.821	33.197	22.261	32.710	276.6		
8	1:46.934	18.799	33.382	22.103	32.650	270.4	8	1:47.523	19.122	33.303	22.421	32.677	264.5		
9	1:46.673	18.780	33.243	22.003	32.647	269.1	9	1:47.756	19.199	33.267	22.383	32.907	261.3		
10	1:46.776	18.759	33.377	22.141	32.499	270.4	10	1:47.659	19.127	33.335	22.434	32.763	262.6		
11	1:47.028	18.707	33.439	22.154	32.728	271.1	11	1:47.560	19.227	33.304	22.250	32.779	260.7		
12	1:47.295	18.771	33.615	22.094	32.815	269.8	12	1:48.170	19.301	33.450	22.371	33.048	258.9		
13	1:47.203	18.822	33.516	22.047	32.818	269.1	13	1:48.432	19.193	33.680	22.491	33.068	259.5		
14	1:47.083	18.769	33.429	22.069	32.816	269.8	14	1:48.156	19.307	33.489	22.262	33.098	258.2		
15	1:47.337	18.727	33.559	22.119	32.932	271.1	15	1:48.444	19.350	33.653	22.306	33.135	258.2		
16	1:48.043	18.809	33.878	22.272	33.084	269.1	16	1:48.751	19.443	33.789	22.442	33.077	259.5		
37	Mauro GONZALEZ						ESP	73	Jacopo CRETARO						ITA
TEAM SPEED RACING							PS RACING TEAM								
1	1:49.339	21.443	33.122	22.156	32.618	230.3	1	1:51.127	22.671	33.622	22.291	32.543	231.3		
2	1:46.645	18.885	33.197	22.093	32.470	267.8	2	1:47.063	19.047	33.306	22.226	32.484	275.9		
3	1:46.656	18.924	33.079	22.110	32.543	269.1	3	1:47.731	19.358	33.624	22.284	32.465	269.1		
4	1:46.891	18.842	33.116	22.128	32.805	269.1	4	1:47.264	18.916	33.455	22.297	32.596	270.4		
5	1:46.920	18.937	33.192	22.069	32.722	269.1	5	1:46.846	18.957	33.248	22.260	32.381	267.8		
6	1:46.784	18.890	33.117	22.136	32.641	269.8	6	1:46.900	18.975	33.194	22.290	32.441	267.8		
7	1:46.842	18.831	33.199	22.097	32.715	269.8	7	1:46.951	18.899	33.162	22.393	32.497	269.1		
8	1:46.829	18.758	33.253	22.143	32.675	269.8	8	1:47.536	19.116	33.357	22.460	32.603	266.5		
9	1:47.246	18.863	33.289	22.185	32.909	268.4	9	1:47.664	19.205	33.361	22.383	32.715	263.2		
10	1:46.858	18.809	33.242	22.001	32.806	269.1	10	1:47.778	19.336	33.345	22.492	32.605	258.2		
11	1:47.205	18.941	33.352	22.078	32.834	269.1	11	1:47.658	19.237	33.377	22.424	32.620	260.7		
12	1:47.265	18.828	33.388	22.067	32.982	268.4	12	1:48.021	19.105	33.659	22.426	32.831	265.2		
13	1:47.397	18.840	33.543	22.084	32.930	267.8	13	1:48.447	19.285	33.686	22.548	32.928	256.4		
14	1:47.511	18.930	33.466	22.098	33.017	267.8	14	1:48.279	19.343	33.676	22.407	32.853	257.6		
15	1:47.934	18.951	33.645	22.111	33.227	267.8	15	1:48.261	19.216	33.721	22.472	32.852	262.0		
16	1:51.303	19.085	33.909	22.082	36.227	267.8	16	1:48.796	19.368	33.865	22.482	33.081	262.6		
20	Melvin VAN DER VOORT						NLD	19	Joan DIAZ						ESP
YAMAHA MS RACING							PS RACING TEAM								
1	1:51.516	22.937	33.834	22.373	32.372	238.4	1	1:51.891	23.296	33.571	22.401	32.623	237.4		
2	1:46.787	18.846	33.277	22.124	32.540	278.8	2	1:49.710	19.798	34.360	22.560	32.992	274.5		
3	1:47.203	19.115	33.372	22.202	32.514	274.5	3	1:48.108	19.668	33.447	22.372	32.621	256.4		
4	1:46.804	18.963	33.166	22.173	32.502	275.2	4	1:47.449	19.219	33.519	22.177	32.534	268.4		
5	1:46.601	18.712	33.309	22.013	32.567	275.9	5	1:47.061	18.905	33.216	22.214	32.726	269.8		
6	1:46.589	18.779	33.216	22.063	32.531	275.9	6	1:46.960	19.056	33.146	22.203	32.555	269.8		
7	1:46.902	18.745	33.372	22.241	32.544	273.9	7	1:48.278	19.058	33.776	22.585	32.859	273.2		
8	1:46.944	18.807	33.388	22.208	32.541	275.2	8	1:47.094	18.976	33.335	22.115	32.668	271.8		
9	1:47.309	18.837	33.290	22.317	32.865	271.1	9	1:47.357	18.872	33.111	22.578	32.796	268.4		
10	1:47.110	18.910	33.214	22.241	32.745	271.8	10	1:47.796	19.181	33.344	22.369	32.902	267.8		
11	1:47.262	18.948	33.329	22.299	32.686	269.1	11	1:47.362	18.936	33.307	22.222	32.897	267.1		
12	1:47.579	18.973	33.403	22.404	32.799	267.1	12	1:47.854	19.023	33.289	22.585	32.957	265.8		
13	1:47.682	19.012	33.446	22.371	32.853	267.1	13	1:47.849	18.990	33.529	22.370	32.960	269.8		
14	1:47.985	19.103	33.511	22.357	33.014	265.8	14	1:47.966	19.072	33.581	22.281	33.032	265.2		
15	1:48.366	19.204	33.595	22.440	33.127	265.2	15	1:48.249	19.152	33.466	22.380	33.251	264.5		
16	1:48.875	19.201	33.774	22.435	33.465	265.2	16	1:48.649	19.215	33.665	22.486	33.283	265.2		



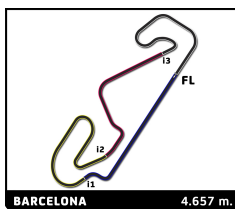
Supersport NG
RFME ESBK 2024

Carrera 2

Sector Analysis

— Invalidated Lap ■ Personal Best ■ Session Best **B** Crossing the pit lane

Lap	Time	Sector 1	Sector 2	Sector 3	Sector 4	T.Sp	Lap	Time	Sector 1	Sector 2	Sector 3	Sector 4	T.Sp
38	Juan RODRIGUEZ					ESP	55	Guillermo Marcel MORENO					MEX
	I+DENT RACING TEAM							KAWASAKI					
1	1:51.044	22.322	33.688	22.266	32.768	229.4	1	1:52.361	23.452	33.703	22.404	32.802	238.4
2	1:46.995	18.867	33.269	22.151	32.708	275.9	2	1:47.211	18.950	33.218	22.373	32.670	273.2
3	1:47.362	19.023	33.520	22.233	32.586	275.9	3	1:47.376	18.584	33.436	22.404	32.952	272.5
4	1:47.303	19.089	33.354	22.281	32.579	274.5	4	1:47.634	18.948	33.445	22.353	32.888	278.1
5	1:46.862	18.742	33.250	22.240	32.630	274.5	5	1:47.862	18.912	33.471	22.487	32.992	273.9
6	1:47.035	18.854	33.266	22.222	32.693	275.2	6	1:48.052	19.043	33.559	22.392	33.058	271.1
7	1:48.952	19.975	33.716	22.460	32.801	275.9	7	1:48.711	19.348	33.973	22.472	32.918	266.5
8	1:47.900	19.040	33.610	22.327	32.923	269.8	8	1:48.083	19.039	33.657	22.387	33.000	268.4
9	1:48.034	19.075	33.587	22.323	33.049	270.4	9	1:48.392	19.171	33.640	22.420	33.161	270.4
10	1:48.351	19.080	33.762	22.325	33.184	270.4	10	1:48.276	18.960	33.681	22.529	33.106	272.5
11	1:48.023	19.020	33.605	22.276	33.122	269.8	11	1:48.468	19.070	33.704	22.456	33.238	274.5
12	1:48.647	18.985	33.783	22.489	33.390	269.1	12	1:49.340	19.461	34.146	22.616	33.117	269.1
13	1:48.505	19.028	33.756	22.362	33.359	267.8	13	1:49.162	19.153	34.067	22.601	33.341	272.5
14	1:48.581	19.032	33.802	22.398	33.349	273.2	14	1:48.713	19.043	33.884	22.480	33.306	268.4
15	1:49.000	19.337	33.850	22.448	33.365	265.2	15	1:48.698	19.165	33.738	22.470	33.325	269.1
16	1:48.879	19.077	33.937	22.465	33.400	269.1	16	1:49.149	19.424	33.766	22.514	33.445	265.8
43	Harry KHOURI					AUS	47	Tibor Erik VARGA					HUN
	ANDOTRANS TEAM TORRENTO					YAMAHA		ALMA RACING TEAM					YAMAHA
1	1:52.877	23.459	33.900	22.603	32.915	233.3	1	1:51.552	22.702	33.802	22.392	32.656	227.4
2	1:47.732	19.103	33.373	22.349	32.907	271.1	2	1:47.282	19.020	33.239	22.322	32.701	275.2
3	1:47.726	19.112	33.381	22.334	32.899	269.8	3	1:47.866	19.058	33.422	22.478	32.908	268.4
4	1:47.408	18.992	33.322	22.267	32.827	269.1	4	1:47.668	18.966	33.527	22.245	32.930	268.4
5	1:47.444	19.026	33.394	22.224	32.800	269.1	5	1:48.227	19.299	33.420	22.471	33.037	265.2
6	1:47.679	19.106	33.476	22.366	32.731	271.8	6	1:48.121	19.048	33.672	22.376	33.025	272.5
7	1:47.926	19.242	33.509	22.321	32.854	276.6	7	1:48.465	19.035	33.973	22.453	33.004	271.1
8	1:47.762	19.157	33.424	22.283	32.898	263.9	8	1:48.267	19.435	33.537	22.327	32.968	265.2
9	1:47.705	19.224	33.338	22.280	32.863	268.4	9	1:47.897	18.891	33.484	22.410	33.112	274.5
10	1:47.777	19.188	33.367	22.360	32.862	270.4	10	1:48.305	19.055	33.659	22.424	33.167	265.2
11	1:48.011	19.170	33.447	22.300	33.094	267.8	11	1:48.575	19.101	33.780	22.436	33.258	264.5
12	1:48.263	19.232	33.505	22.448	33.078	265.8	12	1:49.276	19.326	34.165	22.603	33.182	263.2
13	1:48.272	19.198	33.610	22.321	33.143	265.8	13	1:49.295	19.097	34.197	22.548	33.453	270.4
14	1:48.563	19.233	33.771	22.343	33.216	265.2	14	1:48.966	19.412	33.783	22.551	33.220	267.8
15	1:48.569	19.248	33.666	22.443	33.212	263.2	15	1:48.737	19.156	33.792	22.465	33.324	272.5
16	1:48.409	19.257	33.580	22.427	33.145	265.2	16	1:49.184	19.004	33.866	22.580	33.734	272.5
57	Francisco Javier PALOMERA					ESP	58	Jose Luis ARMARIO					ESP
	CERBA PROMORACING TEAM					YAMAHA		SUPERHUGO 44 TEAM					YAMAHA
1	1:53.487	23.131	34.148	23.080	33.128	227.4	1	1:54.085	24.202	33.981	22.689	33.213	230.8
2	1:48.412	19.213	33.687	22.643	32.869	268.4	2	1:49.097	19.436	33.764	22.670	33.227	270.4
3	1:47.788	19.152	33.533	22.310	32.793	268.4	3	1:48.477	19.346	33.628	22.577	32.926	265.2
4	1:48.000	19.053	33.529	22.403	33.015	268.4	4	1:48.543	19.393	33.551	22.560	33.039	264.5
5	1:47.671	18.980	33.593	22.291	32.807	267.8	5	1:48.664	19.418	33.657	22.555	33.034	263.9
6	1:48.058	19.099	33.591	22.396	32.972	266.5	6	1:48.985	19.533	33.716	22.543	33.193	263.2
7	1:47.778	19.036	33.544	22.294	32.904	265.8	7	1:49.016	19.553	33.730	22.575	33.158	262.6
8	1:47.876	19.143	33.460	22.390	32.883	265.2	8	1:49.059	19.567	33.795	22.602	33.095	260.1
9	1:47.795	19.138	33.489	22.330	32.838	264.5	9	1:49.158	19.607	33.728	22.536	33.287	258.2
10	1:47.813	19.001	33.589	22.358	32.865	265.8	10	1:49.362	19.497	33.832	22.743	33.290	258.9
11	1:47.905	19.037	33.423	22.340	33.105	267.8	11	1:49.454	19.570	33.864	22.759	33.261	260.1
12	1:48.963	19.439	34.008	22.434	33.082	266.5	12	1:49.486	19.555	33.960	22.754	33.217	258.2
13	1:48.744	19.189	33.954	22.457	33.144	266.5	13	1:49.511	19.582	33.854	22.782	33.293	257.6
14	1:48.539	19.346	33.710	22.461	33.022	256.4	14	1:49.383	19.616	33.873	22.705	33.189	258.2
15	1:48.465	19.247	33.725	22.352	33.141	259.5	15	1:49.285	19.617	33.771	22.547	33.350	262.6
16	1:48.752	19.353	33.729	22.552	33.118	258.9	16	1:49.985	20.090	33.830	22.739	33.326	253.4



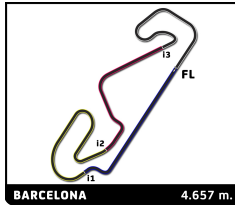
Supersport NG
RFME ESBK 2024
Carrera 2
Sector Analysis

Revised

Invalidated Lap Personal Best Session Best Crossing the pit lane

Lap	Time	Sector 1	Sector 2	Sector 3	Sector 4	T.Sp	Lap	Time	Sector 1	Sector 2	Sector 3	Sector 4	T.Sp		
91	Taiyo AKSU AUS							88	Sviatoslav PYLYPENKO UKR						
	ARCO SASH MOTOR UNIVERSITY TEA YAMAHA								ANDOTRANS TEAM TORRENTÓ YAMAHA						
1	1:53.645	24.019	33.719	22.845	33.062	230.8	1	1:56.388	25.045	34.988	22.926	33.429	235.3		
2	1:48.703	19.668	33.586	22.550	32.899	262.0	2	1:49.764	19.687	34.135	22.658	33.284	263.2		
3	1:48.188	19.375	33.495	22.542	32.776	266.5	3	1:49.472	19.415	33.998	22.659	33.400	263.9		
4	1:48.218	19.422	33.420	22.554	32.822	269.8	4	1:49.278	19.508	33.855	22.696	33.219	262.0		
5	1:48.402	19.295	33.421	22.654	33.032	260.1	5	1:48.809	19.409	33.814	22.591	32.995	263.2		
6	1:48.984	19.300	33.768	22.962	32.954	260.1	6	1:49.012	19.330	34.016	22.525	33.141	271.1		
7	1:48.917	19.450	33.665	22.737	33.065	262.6	7	1:48.899	19.327	33.876	22.626	33.070	261.3		
8	1:48.432	19.382	33.611	22.571	32.868	260.1	8	1:49.077	19.309	33.873	22.692	33.203	262.0		
9	1:48.770	19.481	33.633	22.686	32.970	260.1	9	1:49.344	19.415	33.941	22.714	33.274	262.0		
10	1:48.877	19.272	33.693	22.700	33.212	262.6	10	1:49.392	19.354	33.976	22.647	33.415	260.7		
11	1:49.599	19.526	33.907	22.886	33.280	254.6	11	1:49.200	19.407	33.904	22.670	33.219	263.2		
12	1:50.075	19.781	34.049	22.917	33.328	254.0	12	1:49.527	19.498	33.921	22.679	33.429	261.3		
13	1:49.733	19.432	33.932	22.870	33.499	258.9	13	1:49.247	19.474	33.885	22.610	33.278	260.7		
14	1:51.380	19.634	33.993	23.028	34.725	252.3	14	1:49.532	19.374	33.959	22.696	33.503	267.1		
15	1:49.883	19.542	33.972	22.982	33.387	255.2	15	1:49.860	19.548	33.992	22.710	33.610	258.9		
16	1:50.049	19.942	34.052	22.766	33.289	259.5	16	1:49.606	19.560	34.113	22.742	33.191	259.5		
61	Javier DEL OLMO ESP							32	Rodrigo VALENTE MARTINS POR						
	KAWASAKI PALMETO PLRACING KAWASAKI								ILUSION RACING YAMAHA						
1	1:53.528	23.758	33.741	22.890	33.139	237.9	1	1:55.198	24.693	34.374	22.935	33.196	235.8		
2	1:48.519	19.525	33.460	22.667	32.867	263.9	2	1:49.378	19.507	33.365	22.986	33.520	268.4		
3	1:48.336	19.416	33.528	22.513	32.879	263.9	3	1:49.179	19.435	33.767	22.817	33.160	263.9		
4	1:48.834	19.336	33.674	22.754	33.070	263.9	4	1:49.098	19.403	33.723	22.764	33.208	261.3		
5	1:48.188	19.308	33.515	22.462	32.903	265.2	5	1:48.679	19.300	33.660	22.659	33.060	262.0		
6	1:48.563	19.312	33.580	22.567	33.104	263.9	6	1:48.821	19.327	33.717	22.715	33.062	263.2		
7	1:48.606	19.367	33.558	22.723	32.958	262.6	7	1:49.163	19.435	33.774	22.652	33.302	262.0		
8	1:48.679	19.423	33.521	22.735	33.000	262.0	8	1:49.363	19.477	33.795	22.849	33.242	258.2		
9	1:48.885	19.439	33.533	22.686	33.227	261.3	9	1:49.361	19.484	33.817	22.769	33.291	259.5		
10	1:49.346	19.543	33.660	22.667	33.476	262.0	10	1:49.216	19.403	33.814	22.670	33.329	258.2		
11	1:49.359	19.562	33.862	22.701	33.234	262.6	11	1:49.708	19.589	33.905	22.784	33.430	258.2		
12	1:49.861	19.486	33.994	22.818	33.563	260.7	12	1:49.811	19.474	34.011	22.901	33.425	258.2		
13	1:50.088	19.797	34.026	22.695	33.570	258.9	13	1:50.251	19.753	33.883	22.982	33.633	258.2		
14	1:50.197	19.713	33.840	23.005	33.639	259.5	14	1:50.194	19.781	34.000	22.895	33.518	258.9		
15	1:50.550	19.762	34.105	22.870	33.813	258.2	15	1:49.792	19.535	33.953	22.798	33.506	258.2		
16	1:50.589	19.946	34.120	22.915	33.608	255.8	16	1:49.833	19.612	33.967	22.843	33.411	260.7		
22	Declan VAN ROSMALEN AUS							31	Alberto GARCIA ESP						
	IUM MOTORSPORTS YAMAHA								ADN VG RACING						
1	1:55.284	24.553	34.640	23.019	33.072	237.9	1	1:51.705	22.850	33.835	22.535	32.485	225.6		
2	1:48.159	19.122	33.310	22.771	32.956	271.1	2	1:47.190	19.104	33.169	22.372	32.545	269.8		
3	1:48.692	19.455	33.485	22.746	33.006	267.8	3	1:47.285	18.893	33.313	22.337	32.742	267.8		
4	1:49.148	19.376	33.602	22.697	33.473	267.8	4	1:47.549	18.956	33.399	22.397	32.797	266.5		
5	1:49.503	19.623	33.764	22.805	33.311	265.2	5	1:47.947	18.969	33.358	22.711	32.909	265.2		
6	1:49.501	19.537	33.878	22.751	33.335	265.2	6	1:48.715	19.216	33.700	22.625	33.174	260.7		
7	1:49.279	19.611	33.890	22.642	33.136	263.9	7	1:48.932	19.592	33.980	22.465	32.895	262.0		
8	1:49.454	19.579	33.785	22.815	33.275	261.3	8	1:48.201	19.395	33.613	22.375	32.818	266.5		
9	1:49.293	19.454	33.885	22.774	33.180	262.6	9	1:48.283	19.097	33.638	22.461	33.087	271.8		
10	1:49.187	19.548	33.804	22.663	33.172	261.3	10	1:48.233	19.069	33.604	22.608	32.952	265.2		
11	1:49.747	19.749	33.837	22.841	33.320	260.7	11	1:48.496	19.122	33.748	22.484	33.142	267.1		
12	1:49.798	19.521	34.023	22.899	33.355	261.3	12	1:48.621	19.231	33.821	22.564	33.005	264.5		
13	1:49.094	19.431	33.656	22.698	33.309	261.3	13	1:49.198	19.393	33.973	22.616	33.216	258.9		
14	1:49.640	19.396	33.905	22.907	33.432	262.0	14	1:48.721	19.211	33.933	22.525	33.052	260.1		
15	1:50.026	19.563	34.030	22.836	33.597	258.9	15	1:48.664	19.259	33.740	22.542	33.123	259.5		
16	1:50.576	19.765	34.071	22.947	33.793	260.1	16	2:11.811	36.609	37.477	23.562	34.163	258.9		



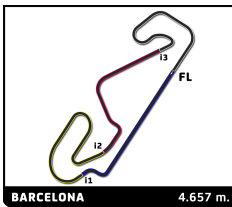


Supersport NG
RFME ESBK 2024
Carrera 2
Sector Analysis

Revised

Invalidated Lap Personal Best Session Best Crossing the pit lane

Lap	Time	Sector 1	Sector 2	Sector 3	Sector 4	T.Spd	Lap	Time	Sector 1	Sector 2	Sector 3	Sector 4	T.Spd
60 Isaac RUVINHO MARTINS ROSA POR													
TEAM MOTOCLUBE LOULÉ							YAMAHA						
1	1:59.002	25.659	35.664	23.650	34.029	232.8	7	2:15.574 B	20.034	35.181	23.999	56.360	254.6
2	1:51.615	19.887	34.473	23.304	33.951	260.7	10 Leungo Kitlano GAOREKWE RSA						
3	1:53.439	20.118	35.103	23.908	34.310	257.6	I+DENT RACING TEAM						
4	1:54.773	20.535	35.435	24.198	34.605	252.3	1	2:13.360	24.158	34.353	22.607	52.242	235.3
5	1:53.142	20.367	34.864	23.508	34.403	251.1	2	1:51.967	20.067	34.650	23.106	34.144	259.5
6	1:53.229	20.473	35.003	23.588	34.165	250.5	3	1:50.426	19.472	34.235	22.876	33.843	261.3
7	1:53.205	20.103	34.895	23.722	34.485	254.0	4	1:50.052	19.509	34.077	22.816	33.650	262.0
8	1:53.714	20.373	35.250	23.772	34.319	248.8	5	2:15.988 B	20.539	38.119	25.262	52.068	265.8
9	1:53.513	20.332	35.231	23.525	34.425	251.7	26 Francisco Javier RUIZ ESP						
10	1:53.294	20.476	35.126	23.634	34.058	256.4	YAMAHA						
11	1:53.149	20.215	34.863	23.636	34.435	253.4	1	1:53.686	24.275	34.117	22.485	32.809	228.9
12	1:53.783	20.449	35.212	23.715	34.407	251.7	2	1:47.720	19.129	33.518	22.330	32.743	271.1
13	1:53.098	20.086	34.956	23.751	34.305	257.0	3	1:47.463	19.135	33.364	22.279	32.685	265.8
14	1:53.550	20.513	34.990	23.611	34.436	249.4	16 Alvaro FUERTES ESP						
15	1:53.917	20.600	35.060	23.702	34.555	246.5	PS RACING TEAM						
16	1:52.608	20.321	34.626	23.449	34.212	248.2	1	1:50.779	22.223	33.917	22.127	32.512	232.3
5 David PEREZ ESP													
YAMAHA													
1	2:00.491	25.884	35.741	24.013	34.853	231.3	2	1:47.144	18.906	33.356	22.071	32.811	273.2
2	1:52.770	20.194	34.979	23.525	34.072	254.0	3	1:47.022	18.847	33.487	22.125	32.563	272.5
3	1:52.440	20.035	34.913	23.432	34.060	254.0	4	1:47.029	18.890	33.390	22.169	32.580	272.5
4	1:52.766	20.215	34.951	23.334	34.266	254.6	5	1:47.034	18.782	33.418	22.117	32.717	272.5
5	1:52.955	20.094	35.086	23.355	34.420	252.3	6	1:47.051	18.828	33.475	22.173	32.575	265.8
6	1:53.661	20.321	35.065	23.420	34.855	251.1	7	1:46.908	18.852	33.275	22.155	32.626	270.4
7	1:53.709	20.533	35.371	23.267	34.538	251.7	8	1:46.588	18.761	33.175	22.119	32.533	270.4
8	1:53.042	20.228	35.121	23.518	34.175	254.6	9	1:46.877	18.785	33.245	22.227	32.620	271.1
9	1:53.538	20.345	35.140	23.499	34.554	249.4	10	1:46.768	18.828	33.196	22.202	32.542	268.4
10	1:53.026	20.377	35.009	23.358	34.282	249.4	11	1:46.992	18.865	33.311	22.147	32.669	268.4
11	1:53.313	20.433	34.835	23.455	34.590	248.2	12	1:47.436	18.838	33.310	22.520	32.768	269.1
12	1:53.876	20.423	35.330	23.898	34.225	247.7	13	1:47.466	18.873	33.376	22.179	33.038	267.1
13	1:53.934	20.596	34.940	23.812	34.586	247.7	14	1:47.995	18.962	33.616	22.343	33.074	265.8
14	1:53.535	20.283	35.027	23.421	34.804	249.4	15	1:48.576	19.160	33.599	22.628	33.189	263.9
15	1:53.347	20.530	35.120	23.220	34.477	247.1	16	1:48.980	19.222	33.818	22.612	33.328	262.6
16	1:54.146	20.623	35.191	23.363	34.969	247.7							
67 Gonçalo CAPOTE DA SILVA POR													
EASYRACE TEAM							YAMAHA						
1	1:55.072	24.495	34.466	22.838	33.273	234.3							
2	1:49.575	19.707	33.731	22.675	33.462	268.4							
3	1:49.390	19.130	34.118	22.848	33.294	269.1							
4	1:49.540	19.366	33.937	22.772	33.465	268.4							
5	1:49.930	19.301	34.025	22.869	33.735	267.8							
6	1:50.593	19.361	34.286	23.002	33.944	266.5							
7	2:06.448 B	19.559	34.539	23.494	48.856	265.8							
97 Jeong Soo KIM KOR													
YAMAHA													
1	2:30.717	25.394	35.037	23.555	1:06.731	227.0							
2	1:53.354	19.984	34.987	23.905	34.478	258.2							
3	1:53.641	20.040	34.983	23.699	34.919	256.4							
4	1:53.729	20.059	35.079	23.738	34.853	256.4							
5	1:53.317	19.908	35.278	23.493	34.638	257.0							
6	1:53.685	20.042	35.175	23.723	34.745	256.4							



Supersport NG

RFME ESBK 2024

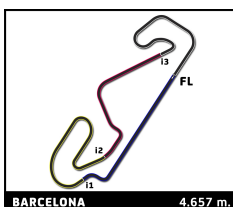
Carrera 2

Revised

Analysis by lap

Lapped █

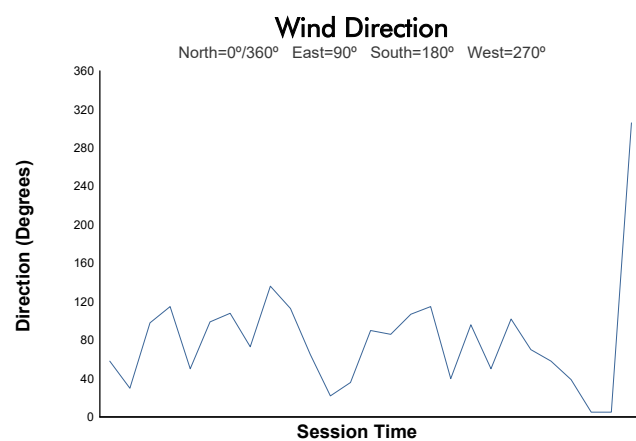
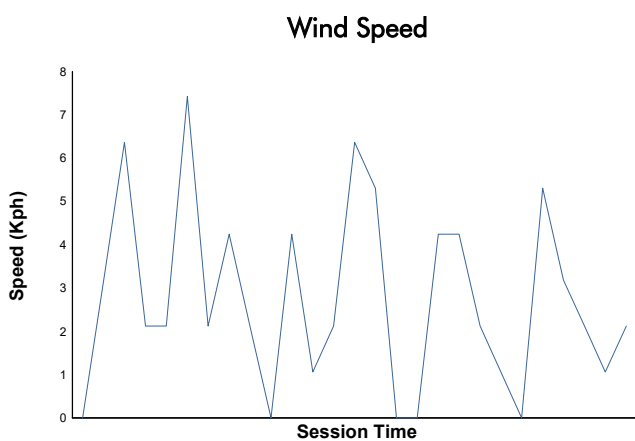
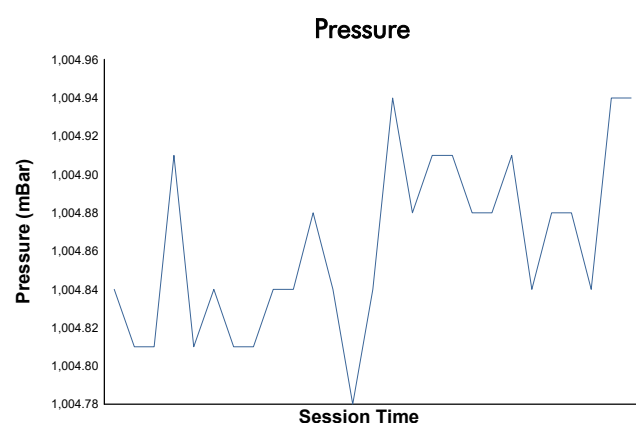
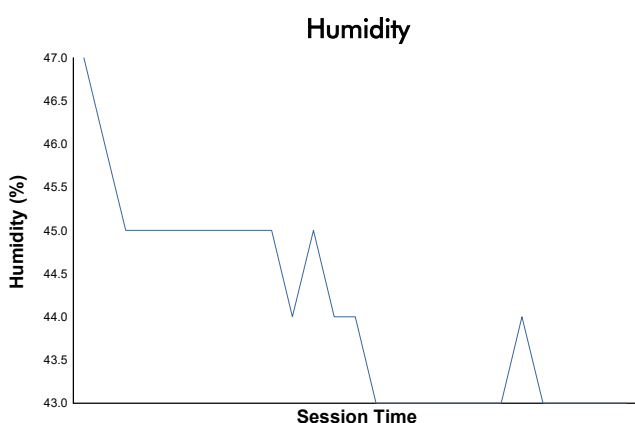
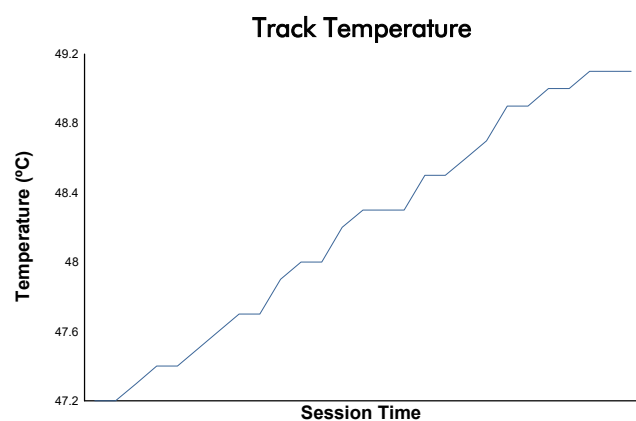
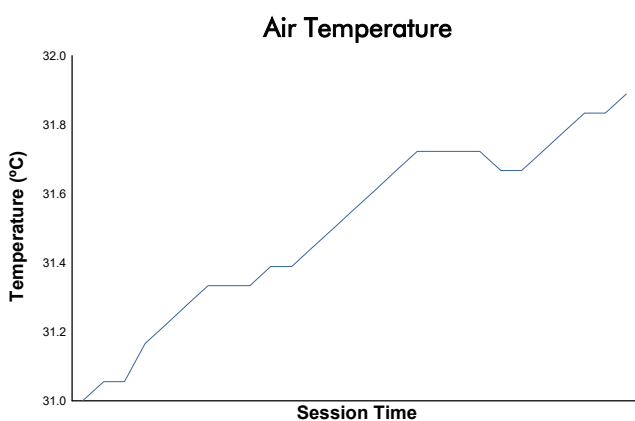
No	Lap Time	Gap	No	Lap Time	Gap	No	Lap Time	Gap	No	Lap Time	Gap	No	Lap Time	Gap					
60	1:53.513	1:01.480	39	1:51.840	54.325	76	1:51.421	54.890	17	1:51.361	1:01.092								
			5	1:53.313	1:13.496	81	1:52.128	1:01.435	7	1:51.323	1:01.245								
			60	1:53.149	1:13.860	39	1:51.590	1:02.918	76	1:51.602	1:02.599								
Lap 10																			
37	1:46.858								81	1:51.986	1:09.434								
4	1:46.776	1.503	Lap 12											39	1:52.223	1:11.283			
16	1:46.768	2.190	37	1:47.265					5	1:53.347	1:38.081								
20	1:47.110	2.755	4	1:47.295	1.356	Lap 14											60	1:53.917	1:38.101
13	1:47.659	5.621	16	1:47.436	2.148	37	1:47.511		Lap 16										
73	1:47.778	5.850	20	1:47.579	3.126	4	1:47.083	0.734	4	1:48.043									
38	1:48.351	8.828	13	1:48.170	6.881	16	1:47.995	2.701	37	1:51.303	3.123								
19	1:47.796	10.694	73	1:48.021	7.059	20	1:47.985	3.885	16	1:48.980	4.143								
43	1:47.777	11.026	38	1:48.647	11.028	13	1:48.156	8.561	20	1:48.875	5.012								
47	1:48.305	12.640	19	1:47.854	11.440	73	1:48.279	8.877	13	1:48.751	9.642								
55	1:48.276	12.948	43	1:48.263	12.830	19	1:47.966	12.347	73	1:48.796	9.820								
31	1:48.233	13.030	31	1:48.621	15.677	38	1:48.581	13.206	19	1:48.649	13.131								
57	1:47.813	13.668	47	1:49.276	16.021	43	1:48.563	14.757	38	1:48.879	14.971								
91	1:48.877	20.126	57	1:48.963	16.066	57	1:48.539	18.441	43	1:48.409	15.621								
61	1:49.346	20.474	55	1:49.340	16.286	31	1:48.721	18.688	57	1:48.752	19.544								
58	1:49.362	23.436	61	1:49.861	25.224	55	1:48.713	19.253	55	1:49.149	20.986								
32	1:49.216	26.446	91	1:50.075	25.330	47	1:48.966	19.374	47	1:49.184	21.181								
22	1:49.187	26.490	58	1:49.486	27.906	61	1:50.197	30.601	58	1:49.985	35.048								
88	1:49.392	28.425	32	1:49.811	31.495	91	1:51.380	31.535	91	1:50.049	35.353								
7	1:51.782	42.497	22	1:49.798	31.565	58	1:49.383	31.892	61	1:50.589	35.626								
76	1:51.708	42.644	88	1:49.527	32.682	22	1:49.640	35.391	22	1:50.576	39.879								
33	1:48.385	42.684	33	1:48.350	44.691	88	1:49.532	36.553	88	1:49.606	39.905								
17	1:52.001	42.980	7	1:51.263	50.348	32	1:50.194	37.032	32	1:49.833	40.543								
81	1:51.383	47.963	17	1:50.979	50.396	33	1:48.685	46.932	31	2:11.811	43.049								
39	1:51.530	49.690	76	1:51.537	50.866	17	1:51.217	57.665	33	1:48.820	48.278								
5	1:53.026	1:07.388	81	1:51.646	56.704	7	1:51.145	57.856	7	1:50.846	1:03.911								
60	1:53.294	1:07.916	39	1:51.665	58.725	76	1:51.552	58.931	17	1:51.003	1:03.915								
			5	1:53.876	1:20.107	81	1:51.458	1:05.382	76	1:51.614	1:06.033								
			60	1:53.783	1:20.378	39	1:51.587	1:06.994	81	1:51.790	1:13.044								
Lap 11														39	1:52.839	1:15.942			
37	1:47.205		Lap 13											60	1:52.608	1:42.529			
4	1:47.028	1.326	37	1:47.397		Lap 15					5	1:54.146	1:44.047						
16	1:46.992	1.977	4	1:47.203	1.162	37	1:47.934												
20	1:47.262	2.812	16	1:47.466	2.217	4	1:47.337	0.137											
13	1:47.560	5.976	20	1:47.682	3.411	16	1:48.576	3.343											
73	1:47.658	6.303	13	1:48.432	7.916	20	1:48.366	4.317											
38	1:48.023	9.646	73	1:48.447	8.109	13	1:48.444	9.071											
19	1:47.362	10.851	19	1:47.849	11.892	73	1:48.261	9.204											
43	1:48.011	11.832	38	1:48.505	12.136	19	1:48.249	12.662											
47	1:48.575	14.010	43	1:48.272	13.705	38	1:49.000	14.272											
55	1:48.468	14.211	57	1:48.744	17.413	43	1:48.569	15.392											
31	1:48.496	14.321	31	1:49.198	17.478	57	1:48.465	18.972											
57	1:47.905	14.368	47	1:49.295	17.919	31	1:48.664	19.418											
91	1:49.599	22.520	55	1:49.162	18.051	55	1:48.698	20.017											
61	1:49.359	22.628	91	1:49.733	27.666	47	1:48.737	20.177											
58	1:49.454	25.685	61	1:50.088	27.915	61	1:50.550	33.217											
32	1:49.708	28.949	58	1:49.511	30.020	58	1:49.285	33.243											
22	1:49.747	29.032	22	1:49.094	33.262	91	1:49.883	33.484											
88	1:49.200	30.420	32	1:50.251	34.349	22	1:50.026	37.483											
33	1:48.127	43.606	88	1:49.247	34.532	88	1:49.860	38.479											
7	1:51.058	46.350	33	1:48.464	45.758	32	1:49.792	38.890											
76	1:51.155	46.594	17	1:50.960	53.959	33	1:48.640	47.638											
17	1:50.907	46.682	7	1:51.271	54.222														
81	1:51.565	52.323																	

**RFME ESBK 2024**

Supersport NG

Carrera 2

Weather Report

RevisedTrack Status: **DRY**